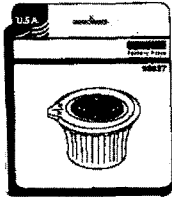


**REPLACEMENT  
TUB/SHOWER HANDLE**



Tub/Shower Replacement Handle For Touch Control Faucets, Carded.

**SKU Mfg. No.**  
 886716 98037

**REPLACEMENT  
FAUCET HANDLE**



Replacement Handle For Touch Control Single Handle Lavatory Faucet

**SKU Mfg. No.**  
 886757 98035



MP4000 Master Plumber, 1/2 HP Continuous Feed Food Waste Disposer, Stainless Steel Grinding Elements, Corrosion Resistant Grind Chamber, Full Year Parts And In-Home Service Warranty.

**SKU Mfg. No.**  
 609005 MP4000

**FOOD WASTE DISPOSER**



MP2000 Master Plumber, 1/3 HP Continuous Feed Food Waste Disposer, Galvanized Steel Grinding Elements, Aluminum Grind Chamber, Full 1 Year Parts And In-Home Service Warranty.

**SKU Mfg. No.**  
 608997 MP2000



MP5000 Master Plumber, 1/2 HP Continuous Feed Food Waste Disposer, Stainless Steel Grind System, Insulated Sound Barrier, Full 4 Year Parts And In-Home Service Warranty.

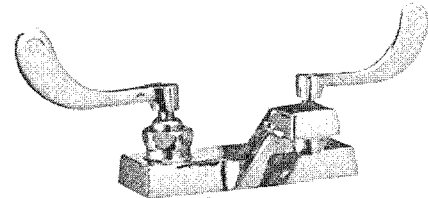
**SKU Mfg. No.**  
 609008 MP5000



MP3000 Master Plumber, 1/2 HP Continuous Feed Food Waste Disposer, Galvanized Steel Grinding Elements, Corrosion Resistant Grind Chamber, Upper Sound Shell, Full 2 Year Parts And In-Home Service Warranty.

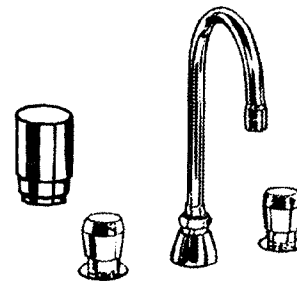
**SKU Mfg. No.**  
 609002 MP3000

**CHICAGO® FAUCETS**



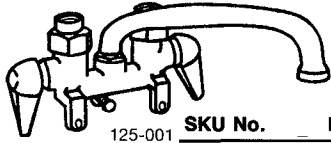
4" center  
 4" spout

**SKU No. MFG No.**  
 600866 802A-317



5 3/8" spout

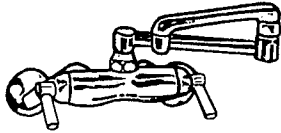
**SKU No. MFG No.**  
 608848 802A-665



125-001 **SKU No.** **Part No.** **Type** **Size**  
 238113 125-001 Faucet only 3"


**LAUNDRY TRAY FAUCETS - ROUGH BRASS**

Heavy brass body, clamping type mounting with 3" center distance. Union inlets are combination 1/2" threaded or solder installations. Spout has 3/4" hose thread outlet. Replaceable seats and stems. Faucet with leg extensions is for use on laundry tubs with shelf-type trays.



**SKU Mfg. No.**  
 608370 445-DJ13

Wall mount, H supply arms, 4" to 8 3/8" adjustable centers, 1/2" IPS connections, double-jointed spout-13" reach, 4 1/2" height, E3 aerator, #369 handles



No. 27410  
 LAVATORY FAUCET  
**SKU NO 608415**


**Lavatory Faucet**

- Non-Corrosive
- Non-Metallic
- Washerless
- 5-Year Limited Warranty
- Fast, Easy Installation
- Water Energy Saving Aerator

**Two-Handle Lavatory Faucet**

- Washerless
- Lifetime Limited Warranty
- Water/Energy Saving Aerator

No. 84401 - Lavatory Faucet, Chrome  
**SKU NO 608235**



**Two-Handle Lavatory Faucet**

- Washerless
- Lifetime Limited Warranty
- Water/Energy Saving Aerator

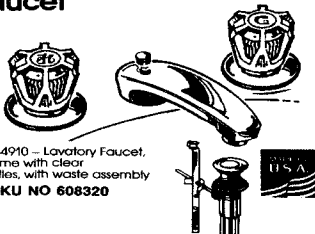
No. 84421 - Lavatory Faucet, Chrome, with non-metallic waste assembly  
**SKU NO 608240**



**Two-Handle Widespread Lavatory Faucet**

- Washerless
- Lifetime Limited Warranty
- Water/Energy Saving Aerator

No. 84910 - Lavatory Faucet, Chrome with clear handles, with waste assembly  
**SKU NO 608320**



**Two Handle Kitchen Faucet**


- Washerless
- Lifetime Limited Warranty
- Water/Energy Savings Aerator

No. 87401 - Kitchen Faucet, Chrome  
**SKU NO 608255**




No. 87411 - Kitchen Faucet, Chrome, with hose & spray  
**SKU NO 608260**

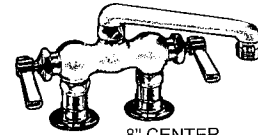
**INLET SHANK**



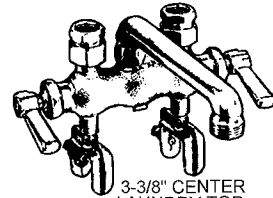
2 1/8" inlet shank with 1/2" IPS male outlet & 1/2" IPS inlet with coupling nut  
**SKU No. Mfg. No.**  
 608844 748-2K



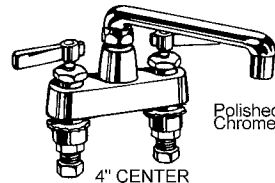
**SKU No. Mfg. No.**  
 608382 728-SS



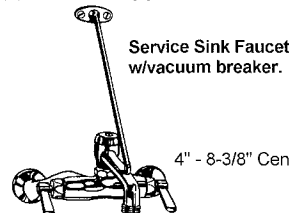
**SKU No. Mfg. No.**  
 608410 690RCF



**SKU No. Mfg. No.**  
 608395 686RCF

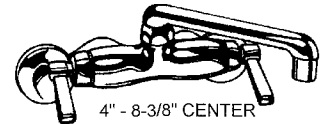


**SKU No. Mfg. No.**  
 608841 891-E2

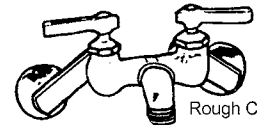


**SKU No. Mfg. No.**  
 608836 897RCF

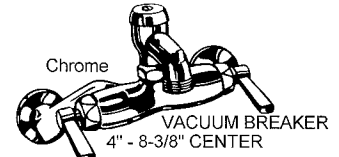
**CHICAGO FAUCETS**



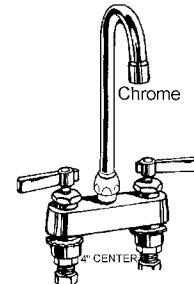
4" - 8-3/8" CENTER  
**SKU No. Mfg. No.**  
 608375 445



Rough Chrome  
 4" - 8-3/8" CENTER  
**SKU No. Mfg. No.**  
 608405 305RCF



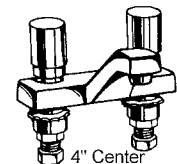
Chrome  
 VACUUM BREAKER  
 4" - 8-3/8" CENTER  
**SKU No. Mfg. No.**  
 608834 305-VBRCF



Chrome  
 4" CENTER  
**SKU No. Mfg. No.**  
 608839 895

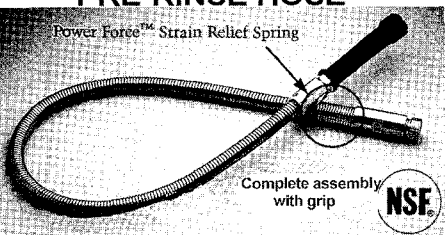
**METERING LAVATORY FAUCET**

Self Closing for water conservation  
 Adjustable time cycle



Chrome Plated  
 4" Center  
**SKU No. Mfg. No.**  
 608848 802A-665

**PRE-RINSE HOSE**




Power Force™ Strain Relief Spring

Complete assembly with grip **NSF**

**Unique Power Force™ Strain Relief Spring**  
 Power Force™ has a 1-3/4" long Strain Relief Spring at what was once the weakest point in all pre-rinse hoses. This spring transfers the load stress from the previous failure point and distributes it evenly over an extended area of the hose, thereby significantly reducing the incidence of failure.

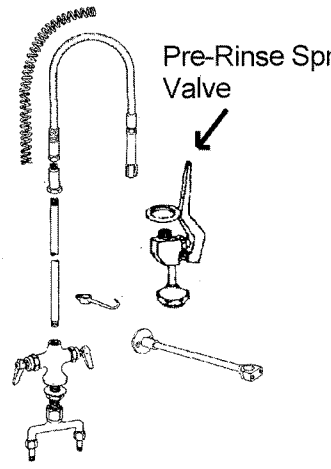
<b>SKU No.</b>	<b>Mfg. No.</b>
620459	K50-Y004-44

**3/4" STATIONARY GAS CONNECTOR 48"**



<b>SKU No.</b>	<b>Mfg. No.</b>
620461	167NPKIT48

**Pre-Rinse Spray Valve**



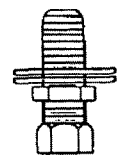
<b>SKU No.</b>	<b>Mfg. No.</b>
650457	K50-Y002



**Faucet Repair Kit For Chicago Faucets**  
 Contains 1 each: packing washer, conical packing, stem nut, seal washer, washer retainer, threaded cap washer, seat, stem nut washer.

<b>SKU No.</b>	<b>Mfg. No.</b>
175299	C17C

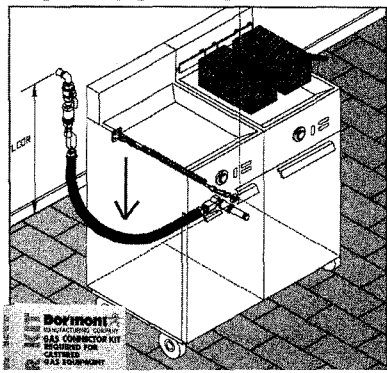
**INLET SHANK**



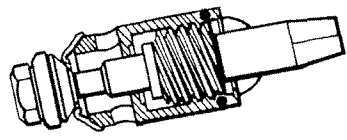
213/16" inlet shank with 1/2" IPS male outlet & 1/2" IPS inlet with coupling nut

<b>SKU No.</b>	<b>Mfg. No.</b>
608844	748-2K

**3/4" MOVABLE GAS CONNECTOR 48"**




**SKU No.** 620463      **Mfg. No.** 1675BPQ48DX



**FS6-3C**      **FS6-3H**  
 Fits Chicago Faucet OEM 1-99RH, 1-100LH: 889  
 O-Ring: R-212A  
 Stem Packing: P-2815R  
 Cap Gasket: C-3221R  
 Washer OEM 1-31: L-2619  
 Monel Retainer: L-2621  
 Monel Seat: L-2622


<b>SKU No.</b>	<b>Mfg. No.</b>
600679	FS6-3C
600678	FS6-3H

# TOOLS




SKU  
611305  
Model  
PS2110

**Furnace Key**  
1/4" Socket x 3" Handle.  
1 Per Card. 5.6" H x 3" W x .6"D



SKU  
611308  
Model  
PS2112

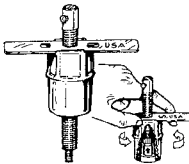
**Log Lighter Key**  
5/16" Socket x 3-3/4" Handle  
1 Per Card. 5.6"H x 3"W x 1"D



**4-WAY WRENCH/STOCK COCK TOOL**

- For valves, faucets, still cocks, 1/4", 9/32", 5/16", 11/32" sq stems.

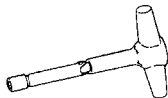
SKU MFG. No.  
600889 1105



**CARTRIDGE PULLER FOR MOEN/STANADYNE**

- Pulls all cartridges-brass or plastic.
- Will pull both stems and barrel.

SKU MFG. No.  
611420 1122



**NO-HUB TORQUE WRENCH**

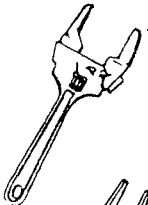
- 5/16" hex socket for tightening nut on worm drive clamps.
- Reversing lever, set at 6-psi.

SKU MFG. No.  
611579 1190



**DRAIN, DRAINPIPE & SEWER CLEARING HAND SNAKES**


SKU	MFG. No.	SIZE	Description
611410	1743	1/4" x 15'	Clean out auger
611413	1745	1/4" x 25'	Clean out auger



**COMBINATION ADJUSTABLE CLOSET SPUD WRENCH**

- Fits spuds, slip nut, lock nuts.
- Adjusts to 3".
- Individually bagged.

SKU MFG. No.  
611417 2862



**4-WAY P.O. PLUG WRENCH**


- Malleable iron, bright finish.
- Holds pop-up plugs and basket strainers in position and keeps them from turning while installation is being made.

SKU MFG. No.  
611418 1106A




**TUBE CLEANING BRUSH**

SKU MFG. No. SIZE  
600037 09232 3/4"




**INSIDE TUBE BRUSH** SKU MFG. No.  
600036 T-1026-2  
for 1/2" O.D. Tubing



**Outside Tube Cleaning Brushes**

*Outside Tube Cleaning Brushes clean the outside of tubing of dirt and debris; prepare joints for solder and make ideal battery post cleaners.*

SKU MFG. No. Size  
618509 092432 5/8" O.D.  
618512 092452 7/8" O.D.



**Four-in-One Fitting Tool**

1/2" & 3/4" I.D., 5/8" & 7/8" O.D.

*The Four-in-One Tool is a combination brush that cleans and prepares joints for solder. Removes dirt and debris from connecting parts; use Harvey's Abrasive Sandcloth to polish end of tubing after cleaning away corrosion with brush. Joints to be soldered must be free of any grease, grime, corrosion, hand prints or contamination in order to form a seal. Ideal battery post and terminal cleaner. Saves space, combines four tools into one.*

SKU MFG. No.  
608002 092612



**Open Mesh Abrasive Sandcloth**

*Open Mesh Abrasive Sandcloth is our best grade for cleaning and preparing copper tubing and fittings for soldering. It is fully waterproof, works faster, 180 grit gives smoother finish. We recommend this for those extra tough jobs and many other uses. Open mesh combines open nylon fabric with phenolic resin adhesive and aluminum oxide to give a sharper cutting plumber's roll. If cloth becomes loaded with metal filings, simply rinse in water or tap on hard surface. Can be used on both sides...lasts twice as long!*


SKU MFG. No. Size  
618500 095600 1-1/2" x 1 yard  
618503 095705 1-1/2" x 5 yards



**Flame Protector**

*Harvey's Heat Shield is a 9" x 12" woven fiberglass heat shield that provides high heat resistance and protects work areas. non-asbestos heat shield in plastic bag*

SKU MFG. No.  
601283 097053

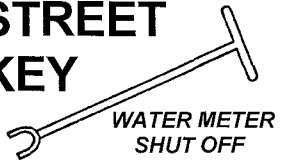


**POWER BRUSHES**

*Includes 2 high carbon spring steel brushes 3/8", 1/2", 3/4", and 1". Ideal for copper fittings and many other uses. Brush shaft is designed for 1/4" and 1/2" power drill chuck. Carded.*

SKU MFG. No.  
600573 31408

**STREET KEY**

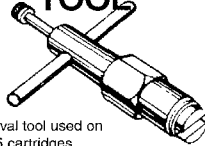


**WATER METER SHUT OFF**

Heavy welded cold rolled steel construction, painted black.

**SKU MFG. No. Type**  
 603610 151-061 5/8" Diameter Rod

**CARTRIDGE REMOVAL TOOL**




Cartridge removal tool used on 1200 & 1225 cartridges

**SKU MFG. No.**  
 611590 13705

**Soil/Tile Probes**

**FIBERGLASS PROBE**

46-044  
 1/2" Dia. Shaft  
 with Steel Tip



*Fiberglass Probe with Handle End Caps*

46-044 4 FT 1/2" 1-1/8" x 13"

**SKU MFG. No.**

608502 46-044

**DRAIN OPENERS**



Fits 1 1/2" - 3" drains  
 • Kitchen sink  
 • Bathtub and Shower  
 • Washing machine drains.

**SKU MFG. No.**

611883 186

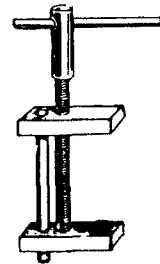
**DRAIN AUGERS**



**SKU MFG. No.**  
 611137 670497

88200 Cobra, 1/4" x 20' Canister Drill Powered Drain Auger, Round Wire, Speed Controlled By Pressure On Clutch, Works With Single Or Variable Speed Drills.

**ADJUSTABLE INTERNAL WRENCH**



**SKU MFG. No.**

605552 R126110



Fits 1" - 2" drains  
 • Bathtub, Shower & Bathroom sink  
 • Swimming pool lines

**SKU MFG. No.**

611886 501



Fits 3" - 6" drains  
 • Main drains  
 • Outside sewer drains  
 • Basement drains  
 • Outside deck drains

**SKU MFG. No.**

611889 750

**TOILET CLEARING CLOSET AUGER**



Cobra 1/2" x 3' x 5" Heavy Duty Toilet Cleaner Tool

**SKU MFG. No.**

417916 670414

**PNEUMATIC/HYDRAULIC TEST PLUGS**



Model TP122  
 1/4" to 2" Pipes

**SKU MFG. No.**

611870 TP122

**PVC SAW**



**PVC/ABS PLUMBERS SAW**

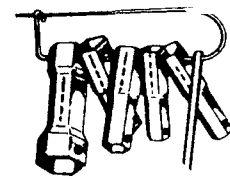
• Cuts through plastic pipe with ease and speed.  
 • Replaceable hardened blade.

**SKU MFG. No.**

203896 203896

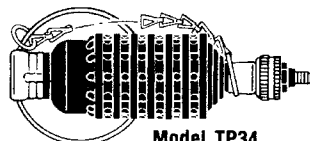
**PLUMBERS SOCKET WRENCH SET & INDIVIDUAL SIZES**

• Permits easy access to recessed valve stem.  
 • Eliminates chipped tile around valve stem opening.



**SKU MFG. No.**

611392 1102



Model TP34  
 3" to 4" Pipes

**SKU MFG. No.**

611879 TP34


**"O" RING PULLER**



**SKU MFG. No.**

602047 607313

**STRAINER LOCK NUT WRENCH**



Malleable iron, bright finish. Hinged jaw.

**SKU MFG. No.**

611139 3003C

**COMBINATION LOCK NUT WRENCH**




Malleable iron, bright finish. One end sized for use on large strainer lock nuts. Opposite end sized for regular and oversized 1 1/2" slip nuts.

**SKU MFG. No.**

611141 3008C

**STRAINER LOCKNUT  
 WRENCH**



Malleable iron, bright finish  
 hinged jaw.

**SKU MFG. No.**  
 611139 3003C


**COMBINATION LOCKNUT  
 WRENCH**



Combination Lock Nut Wrench  
 Malleable iron, bright finish. One end sized for  
 use on large strainer lock nuts. Opposite end  
 sized for regular and oversized 1 1/2" slip nuts.

**SKU MFG. No.**  
 611141 3008C

**DRUM TRAP  
 PLUG WRENCH**



Malleable iron, bright finish.  
 Four sizes in one  
 tool-3/4", 1", 1 1/8", 1 3/8".

**SKU MFG. No.**  
 611143 3014


**STRAINER WRENCH**



Steel Bright Plated

**SKU MFG. No.**  
 611142 3070

**BASIN WRENCH**



Hardened steel jaws. Teeth of the Speedy®  
 faucet wrench are precision cut to grasp firmly  
 on smooth or oily surfaces. Spring-loaded jaw  
 accepts large range of coupling nuts-small,  
 standard or oversize. Full 180° range.  
 11" handle. Capacity 1/2" nut to 1 1/8" dia.

**SKU MFG. No.**  
 682523 3000C

**"BIG PETE"  
 Drum Auger**



"LITTLE PETE"

High tensile spring wire. Pistol grip handle, steel  
 drum. Mighty-Mite® augers spin action permits  
 passage of wire through traps and around bends  
 with ease. Wire is self-storing in drum.

**SKU MFG. No. SIZE**  
 611154 3596C 1/4" X 25'  
 611153 3595C 1/4" X 15'

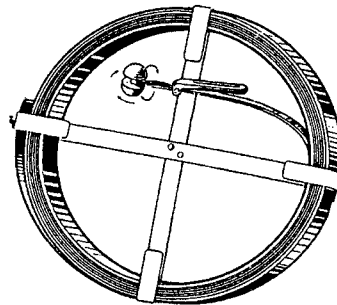
**FAUCET SEAT  
 WRENCH**



Six-step seat wrench. 3 hex sizes one end and  
 3 square sizes other end. Hardened steel,  
 bright plated.

**SKU MFG. No.**  
 611138 3143C

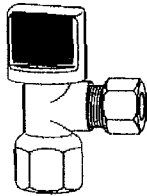
**FLAT SEWER ROD**



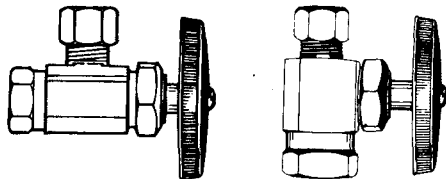
**SKU MFG. No. SIZE**  
 670422 670422 1/2" x 1/16" x 25'  
 670488 670448 3/4" x 1/16" x 50'

**WATER SUPPLY VALVES, FITTINGS & ACCESSORIES**

**SHUT OFF VALVES**

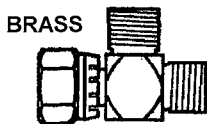


SKU	MFG No.	Size
611585	490-102HC	1/2"x3/8" Comp.
611580	490-202HC	3/8"FIPx3/8"Comp.
611582	490-302HC	1/2"FIPx3/8"Comp.
611588	490-502HC	1/2"Swtx3/8"Comp.
611591	490-202HC	3/8"FPTx3/8"Comp.
600601	491-302HC	1/2"FPTx3/8"Comp.



611330	PS17	3/8"FPTx3/8"Comp/Angle
611332	PS18	1/2"FPTx3/8"Comp/Angle
611322	PS19	3/8"FPTx3/8"Comp/Strt
611324	PS20	1/2"FPTx3/8"Comp/Strt
611334	PS218	1/2"FPTx1/2"Comp/Angle
611327	PS220	1/2"FPTx1/2"Comp/Strt
611338	PS52	5/8"Comp x 3/8" Comp Angle
611336	PS54	5/8"Comp x 3/8" Comp Strt

**SUPPLY STOP EXTENDER TEES-EZ CONNECT**



SKU	MFG. No.	SIZE
156254	993-015RP	3/8" x 1/4"
156257	993-016RP	3/8" x 3/8"
416514	993-019RP	1/2"IPS X 1/4"
416526	993-020RP	1/2"IPS X 3/8"



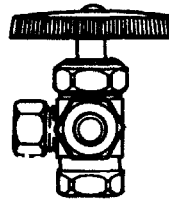
**"O" RINGS SPLICING KIT**

Make your own "O" Rings ... on the job ... to fit your special needs. Includes 1 tube of TiteSeal Miracle Adhesive, cutting and splicing jig, 4 pieces O-Ring nitrile Buna-N cord stock.

SKU  
600751

Part No.	Size	Per Box
R-1200	Kit	1

**DUAL OUTLET VALVES - IRON PIPE INLET**



SKU  
611287  
Model  
PS 223

**Dual Outlet Valve**  
1/2" F.I.P. x 3/8" O.D. Tube x  
1/4" O.D. Tube. Brass.  
1 Per Card. 5.5"H x 3.8"W x 1.5"D

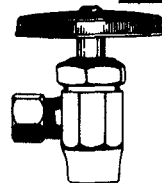
SKU  
611281  
Model  
PS 229

**Dual Outlet Valve**  
1/2" F.I.P. x 3/8" O.D. Tube x  
3/8" O.D. Tube. Brass.  
1 Per Card. 5.5"H x 3.8"W x 1.7"D

SKU  
611284  
Model  
PS 236


**Dual Outlet Valve**  
1/2" F.I.P. x 1/2" O.D. Tube x  
1/2" O.D. Tube. Brass.  
1 Per Card. 5.5"H x 3.8"W x 1.7"D

**SWEAT x COMPRESSION VALVES**



SKU  
611254  
Model  
PS 51

**Angle Valve**  
5/8" O.D. Sweat x 3/8" O.D. Tube.  
Chrome.  
1 Per Card. 4"H x 3"W x 1.2"D



SKU  
611257  
Model  
PS 53

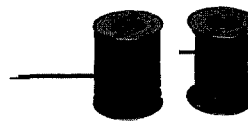
**Straight Valve**  
5/8" O.D. Sweat x 3/8" O.D. Tube.  
Chrome.  
1 Per Card. 4"H x 3"W x 1.2"D

**COMPRESSION ADAPTERS**



SKU NO.	MFG. No.	Size
615000	82C	3/8" x 1/2" COMP.
615002	82CR	Nylon washer

**"O" RINGS RUBBER CORD STOCK**



O-Ring Buna-N cord stock, 100 feet per reel. Choice of .103 - 3/32"; .139 - 1/8"; .210 - 3/16"


Part No.	SKU	Size	Per Box
R-1301RH	600848	3/32"	100' Reel
R-1302RH	600849	1/8"	100' Reel
R-1303RH	600851	3/16"	100' Reel

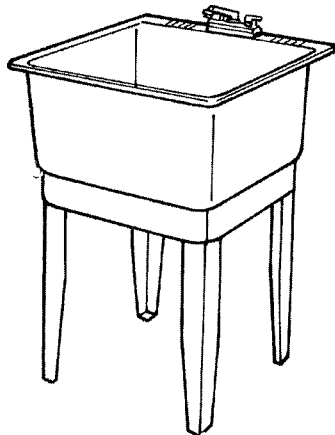
**PLUMBER'S PAK "O"-RING KIT**

- Contains 200 assorted O-Rings!
- 12 most common sizes used in the plumbing industry.
- Neutral no-name printed display insert with silhouettes.
- Low swell 70 durometer nitrile (Buna-N) material.

Cat. No. 200 Packed 1/6/36

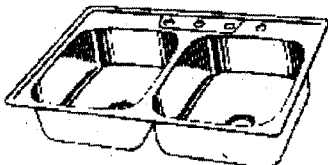
SKU  
602053





High impact KPolypropylene Single Bowl Laundry Tub with Plastic Legs 22-3/4"D x 25-1/4" W x 14" D (33" H with legs attached). 21 Gallon capacity.


SKU	MFG. No.
609712	101006



*MPB 33224* Master Plumber, 33" x 22" x 7" Stainless Steel Double Compartment Kitchen Sink, 21 Gauge, Each Compartment - 14"L x 15-3/4"W x 6"D, Mounting Fasteners, Sound Deadening, 4 Faucet Holes, Countertop Cutout (1-1/2" Radius Corners): 32-3/8"L x 21-3/8"W, Undercoating, Satin Finish.

*MPLB 3322* Master Plumber, 33" x 22" x 8" Stainless Steel Double Compartment Kitchen Sink, 22 Gauge, Each Compartment - 14"L x 15-3/4"W x 8"D, Mounting Fasteners, Sound Deadening, 4 Faucet Holes, Countertop Cutout (1-1/2" Radius Corners): 32-3/8"L x 21-3/8"W, Undercoating, Satin Finish.


SKU	MFG. No.	Size
481625	MPB 33224	7"
481652	MPLB33224	8"



*MPRB 33224* Master Plumber, 32" x 22" x 7/8" Stainless Steel Sink, 21 Gauge, 4 Hole, Big Little Bowl With Satin Finish.


SKU	MFG. No.
482064	MPRB33224

FP-500



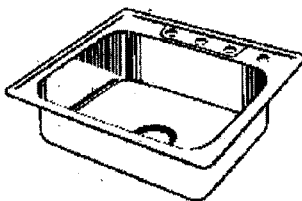
**Corinthian**  
Overhead Braced

SKU	MFG
PARTITION	FP-500



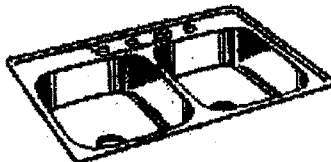
Dura Foam , Heavy Duty, Double Bowl Utility Tub with Drain.

SKU	MFG. No.
609718	102002




*MPE 25224* Master Plumber, 25" x 22" x 6" Stainless Steel Single Compartment Kitchen Sink, 22 Gauge, 4 Hole, Satin Finish.

SKU	MFG. No.
481955	MPE25224




*NR6-3322* Neptune, 33" x 22" x 5-1/2" Stainless Steel Double Compartment Kitchen Sink, 23 Gauge, 1 Year Warranty.

SKU	MFG. No.
682473	NR6-3322



Heavy Duty Dura-Foam Large Single Bowl Laundry Tub With Powder Coated Steel Legs, 23"D x 24-3/4"W x 14"H (33"H With Legs), 24 Gallon Capacity.

SKU	MFG. No.
609715	102005 559685



*MPPB 1515C* Master Plumber, 15" x 15" x 5-1/8" Stainless Steel Single Compartment Bar Sink, 23 Gauge Steel, 2 Hole, Buffed Finish, Includes Bar Sink, Goose Neck Washerless Faucet, Small Basket Strainer, Drain Opening Is 2".

SKU	MFG. No.
482114	MPPB 1515C



Adjustable sink mounting clip

SKU	MFG. No.
600032	3841C

**POWDER SHIELD**

Baked epoxy-hybrid powder is popular for its economy and durability. The galvanized, bonderized steel provides additional adhesion benefits to the super-strong powder shield coatings. It's 30% harder and 300% more resistant to humidity and salt spray than enamel paints. Test results show it provides an easy to clean surface available in numerous colors, suitable for all commercial and industrial environments.


**FEATURES:**

One-inch thick door and panels are constructed of two sheets of bonderized, galvanized steel, formed and cemented under pressure to a honeycomb core. Pilasters are 1-1/4" thick. All edges are finished with a 20-gauge interlocking molding. Corners are finished with preformed painted stainless steel reinforcements. Doors have internal steel reinforcements to secure hardware items and are equipped with the "in-use" indicator. Corners are welded internal to ensure that the galvanized rust resistant coating is not removed. Wall fittings are anodized aluminum, .125" wall thickness. Minimum of two fittings at each connection. Rust-inhibitive coated material is painted with multiple coats of epoxy-hybrid powder applied electrostatically.




# Bath Accessories

**SQUARE TOWEL BAR**




SKU NO.	MFG NO.	SIZES
611900	0760-Z18	18"
611902	0760-Z24	24"
611905	0760-Z30	30"

**TOOTHBRUSH HOLDER**




SKU NO.	MFG NO.
601053	HM1650

**SINGLE TOWEL HOOK**



SKU NO.	MFG NO.
601029	HM1681

**METAL TOWEL RING**




SKU NO.	MFG NO.
601023	HM1686

**ADJUSTABLE SHOWER ROD HOLDER**



SKU NO.	MFG NO.
602087	0281


**SINGLE RECESSED TOILET PAPER HOLDER**



Spring loaded chrome roller. Bright finish.  
**Wall Opening:**  
 5 1/2" x 5 1/2" x 2"  
 (140 x 140 x 50 mm).  
**Overall Size:**  
 6 1/4" x 6 1/4"  
 (160 x 160 mm).


SKU NO.	MFG NO.
611908	0402-Z

**TOILET PAPER HOLDER**




SKU NO.	MFG NO.
611911	0705-Z

**REPLACEMENT ROLLER FOR PAPER HOLDER**




SKU NO.	MFG NO.
601041	HM1610

**REPLACEMENT PAPER ROLLER WHITE**



SKU NO.	MFG NO.
611821	80414

**GRAB BARS**




**STRAIGHT BARS**

**TUBING**—Grab bars are fabricated from 18 gauge (.049) stainless steel tubing.


SKU No.	Mfg. No.	Length
611880	7310	1" x 12"
611871	9013	1 1/4" x 24"
611874	9016	1 1/4" x 36"
611877	9017	1 1/4" x 48"

**TOILET PAPER HOLDER**




SKU NO.	MFG NO.
611917	0720-Z

**REPLACEMENT ROLLER FOR PAPER HOLDER**



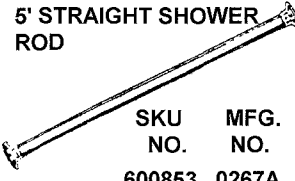
SKU NO.	MFG NO.
611920	0745-Z

**METAL PAPER TOWEL HOLDER**



SKU NO.	MFG NO.
218867	218867

**5' STRAIGHT SHOWER ROD**



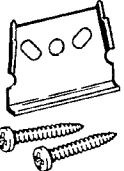
SKU NO.	MFG NO.
600853	0267A

**TUB & SHOWER SPLASH GUARDS 2 PACK**  
 Self Adhesive




SKU NO.	MFG NO.
804088	804088

**MOUNTING BRACKET**



SKU NO.	MFG NO.
601089	HMS600

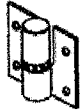
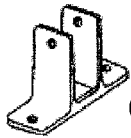
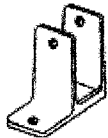
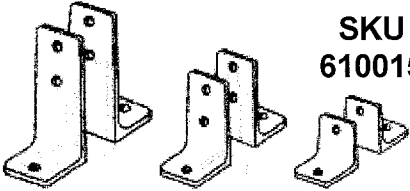
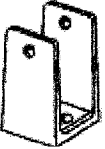
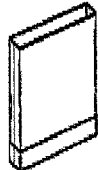
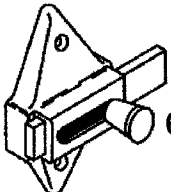
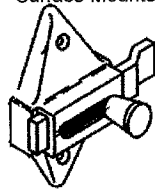

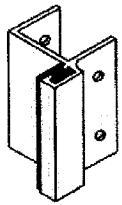
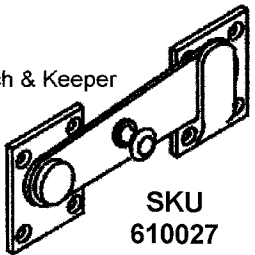
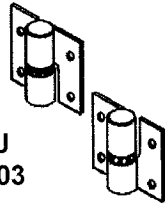
**TOILET TISSUE HOLDER SWING TYPE**



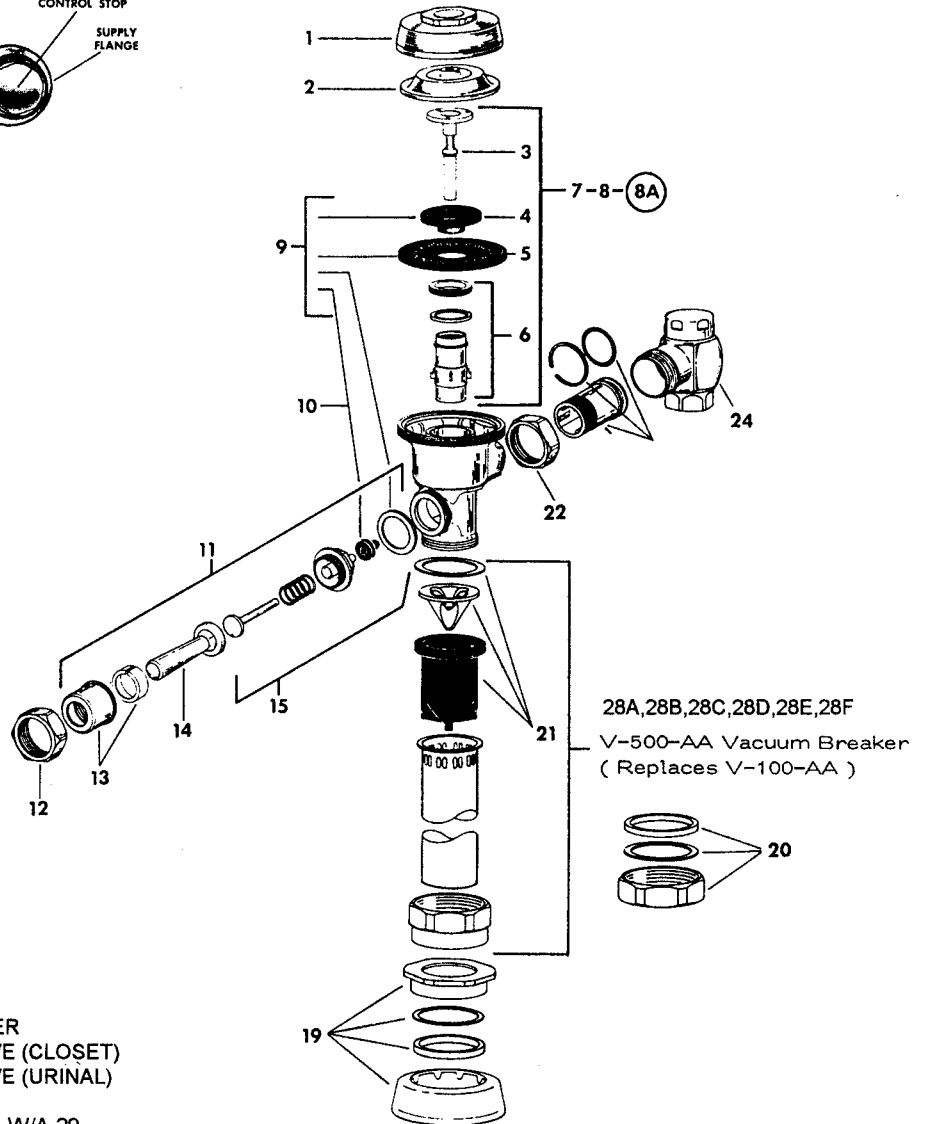
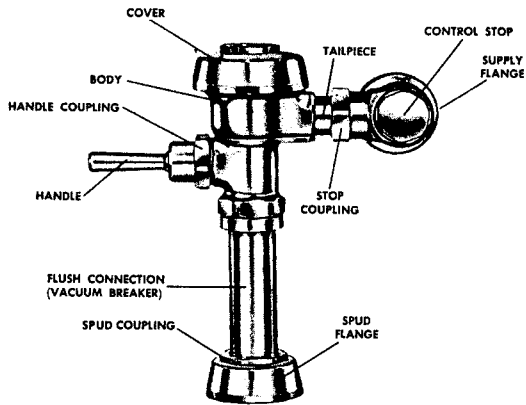
SKU NO.	MFG NO.
218776	38090



# TOILET PARTITION HARDWARE FASTENERS ACCESSORIES

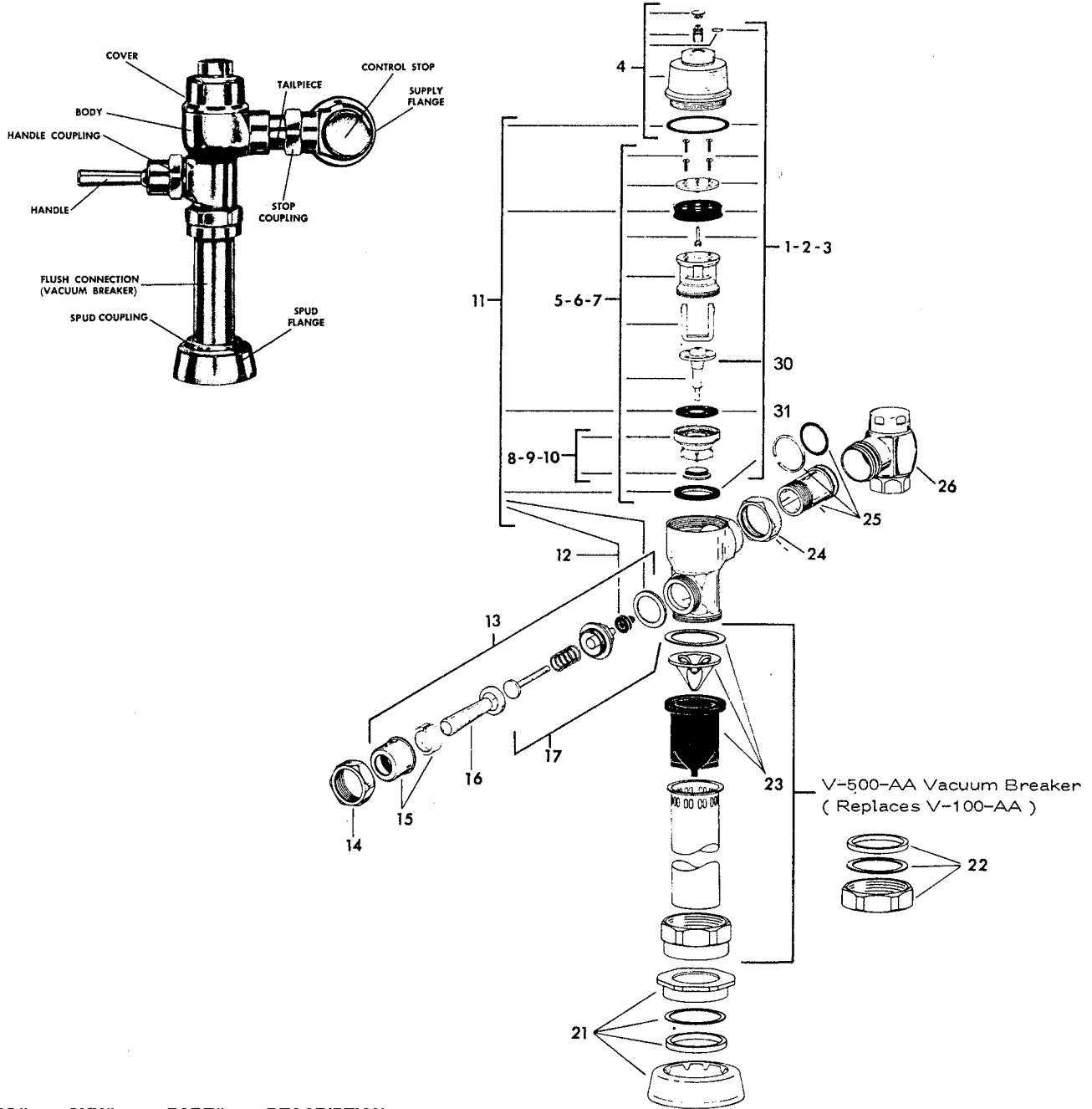
<p><b>Brass Hinges</b></p>  <p>SKU 610006</p>			<p><b>Two Ear Brackets</b></p>  <p>SKU 610009</p>				<p><b>One Ear Brackets</b></p>  <p>SKU 610012</p>			
Chrome Plated Brass	Description	Hinge Thickness	"A" Panel Size	"B" Bracket Length	"C" Base Length	Chrome Plated Zamak	"A" Panel Size	"B" Bracket Length	"C" Base Length	Chrome Plated Zamak
7021	Left Hand In / Right Hand Out	.090"	1"	2-1/2"	4"	1750	1"	2-1/2"	2-5/8"	1760
<p><b>Two Piece Brackets</b></p>  <p>SKU 610015</p> <p>Angle Bracket Pairs</p>			<p><b>"U" Bracket</b></p>  <p>SKU 610018</p>				<p><b>SQUARE PILISTER SHOE</b></p> 			
"A" Panel Size	"B" Bracket Length	"C" Base Length	Chrome Plated Zamak	"A" Panel Size	"B" Bracket Length	"C" Base Length	Chrome Plated Zamak	SKU	SIZE	Part No.
ALL	2-1/2"	1-1/2"	1860	1"	1-3/8"	1-1/4"	1910	610051	1-1/4"	3030
								610048	1-3/4"	3040
<p><b>Slide Latch - Surface Mounted</b></p>  <p>SKU 610021</p>			<p><b>Slide Latch - Surface Mounted - Offset</b></p>  <p>SKU 610024</p>				<p><b>DOOR PULLS</b></p> 			
Chrome Plated Zamak		5020	Chrome Plated Zamak		5030		SKU		SIZE	Part No.
							610033		3-1/2"	5400
							610030		3"	6251
<p><b>STRIKE &amp; KEEPER OUTSWING FLAT</b></p> 			<p><b>Throw Latch &amp; Keeper</b></p>  <p>SKU 610027</p>				<p><b>Surface Mounted Hinge Set Right Hand In / Left Hand Out</b></p> 			
SKU	PART No.		Chrome Plated Brass		5701		SKU			
610036	5640						610003			
Material		Part #		Chrome Plated Brass		7011				

# SLOAN ROYAL (DIAPHRAGM TYPE) FLUSH VALVE SINCE MID-YEAR 1971



- 2.....600256...A-71.....INSIDE COVER
- 3.....600257...A-19-AC.....RELIEF VALVE (CLOSET)
- 3.....600258...A-19-AU.....RELIEF VALVE (URINAL)
- 4.....600259...A-15-A.....DISC
- 5.....600261...A-156-A.....DIAPHRAGM W/A-29
- 6.....600262...A-163-A.....GUIDE
- 8.....600246.....INSIDE PARTS KIT FOR  
WASHDOWN URINALS
- 8A.....600244.....RETRO WATER SAVER KIT  
DELIVERS 3-1/2 GALLONS
- 9.....600263...A-156-AA.....CLOSET/URINAL WASHER SET
- 10.....600253...B-39.....SEAL
- 11.....600254...B-32-A.....CP HANDLE ASSEMBLY
- 15.....600249...B-50-A.....HANDLE REPAIR KIT
- 21.....600251...V-500-A.....VACUUM BREAKER REPAIR KIT  
V-500-AA
- 22.....600268...H-550.....CP STOP COUPLING
- 23.....600267...H-551-A.....CP ADJ TAIL 2-1/16" LONG
- 24.....601294...H-600-A.....1" SD BACK-CHECK CP CONTROL STOP
- 24.....601296...H-600-A.....3/4 SD BACK CHECK CP CONTROL STOP
- 26.....601298...H-5.....CP GROUND JOINT TAIL 1-3/4" LONG
- 28A.....600272...V-500-AA.....3/4 X 9 CP VAC BREAKER
- 28B.....600273...V-500-AA.....1 X 9 CP VAC BREAKER
- 28C.....601994...V-500-AA.....1-1/4 X 9 CP VAC BREAKER
- 28D.....600274...V-500-AA.....1-1/2 X 9 CP VAC BREAKER
- 28E.....611289...V-500-AA.....1-1/2 X 24-1/2 CP VAC BREAKER
- 28F.....600271...V-500-A.....CP VAC BREAKER ASSEM
- 600279.....FLUSH VALVE COMPLETE

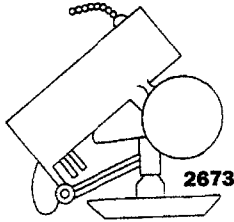
**SLOAN CROWN (PISTON TYPE) FLUSH VALVE  
 SINCE MID-YEAR 1971**



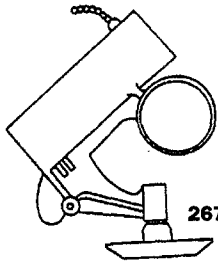
FIG#	SKU#	PART#	DESCRIPTION
2.....	600293		CLOSET VALVE INSIDE PARTS KIT
6.....	600276	K-60-A	CLOSET PISTON ASSEMBLY W/ S-123-A MAIN SEAT
11.....	600277	S-14-AA	CROWN / NAVAL CLOSET / URINAL WASHER SET
30.....	600281	CR-18-A	RELIEF VALVE
31.....	600278		URINAL SEAT

8

**FLAPPERS FOR AMERICAN STANDARD TOILETS**



2673

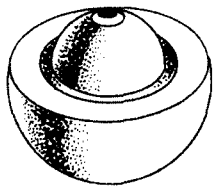


2672

SKU	PART No.
611727	2672R
611730	2673R


**TANK BALL FOR ELJER**

- Black rubber.



SKU	PART No.
611736	2679R

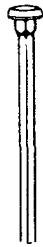
**FLUIDMASTER®**




**NO-BURST™  
BRAIDED  
STAINLESS  
STEEL FAUCET  
CONNECTORS**

SKU	MODEL	SIZE
601880	B1F12	12" x 1/2 IP x 3/8 C
604850	B1F16	16" x 1/2 IP
604855	B1F20	20" x 1/2 IP
604860	B1F30	30" x 1/2 IP
604865	B4F20	20" x 1/2 IP
604898	B3F20	20" x 1/2 IP x 1/2 C

**FLEXIBLE COPPER SUPPLY TUBES**



SKU 611263 Model PS 4	3/8" O.D. Tube For Toilet. (Chrome). 12' Length. 1 Per Card. 13"H x 2"W x .9"D
SKU 611260 Model PS 5	20' Length. 1 Per Card. 21"H x 2"W x .9"D <b>TOILET</b>



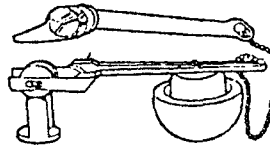
**CLOSET POLY RISER (PB)**

600207	53080	1/4" I.D./3/8" O.D. x 12" (Carded) ☆
600208	53082	1/4" I.D./3/8" O.D. x 20" (Carded) ☆

Are a direct replacement for flexible copper risers. Easily installed, they can be cut with a knife and are virtually impossible to kink. Can be utilized with standard 3/8" brass compression, flare fittings or patented Genogrip™ adapters. Ferrule included on each tube.

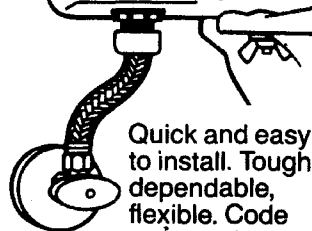
**TOUCH FLUSH ASSEMBLY FOR ELJER**

- Complete with Tank lever, chain, ball & ball arm.



SKU	PART No.
611733	2669R

**FLUIDMASTER®  
NO-BURST™  
BRAIDED  
STAINLESS  
STEEL TOILET  
CONNECTORS**




Quick and easy to install. Tough, dependable, flexible. Code approved.

SKU	MODEL	SIZE
604870	B1T06	6" x 7/8 TH x 3/8 C
604875	B1T12	12" x 7/8 TH x 3/8 C
604880	B1T20	20" x 7/8 TH x 3/8 C
604888	B3T12	12" x 1/2"C



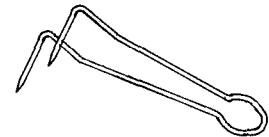
**BULLS EYE FLAPPER**

SKU	MODEL No.
605327	558



**FLUSHER FIXER KIT**

SKU	MODEL No.
605324	555-C




**WIRE PIPE HOOK**

Fabricated from Brite Basic Wire .840 OD

SKU	MFG. No.
605533	6114

**TRIPLE SEAL  
TANK BALLS**



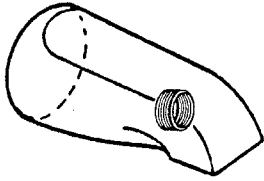
SKU	PART No.
611766	B-251-12
600831	B-262V- (KOHLER REPLACEMENT)



**FLUIDMASTER®**

SKU	MODEL	SIZE
637470	502	Adjust-A-Flush Flapper

**BATH SPOUT**




SKU CONNECTION FINISH PART No.  
 611763 1/2" or 3/4" IPS Polished Brass 80875

**SEAT DISC FOR TILE FLUSH VALVES**

Easy to replace. Fits American Standard tilt flush valves.

SKU	Part No.	Size
600764	B-296V	Snap-On

**NO-BURST CONNECTOR HOSE**

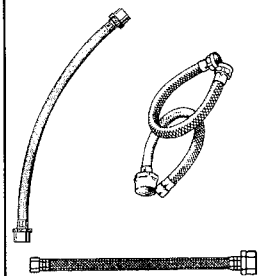
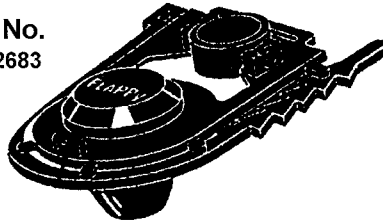


SKU Size Part No.  
 608531 1/4"CMP X 120" 121M120  
 608529 1/4"CMP X 72" 121M72

**FLAPPY FLAPPER TANK BALLS**

- Soft TPR material makes a perfect seal every time!
- Red Flappies are made of specially formulated material that provides superior resistance to harsh chemicals & mineral often found in water.
- 3- way Flappies fit plastic flush valves (removes the trunnion & use the ears), brass flush Valves (use the trunnion), & Crane type flush valves (use the slot.)

SKU Description Part No.  
 611518 3-Way, W/Trunnion 2683



**NYLON REINFORCED VINYL FLEXIBLE SUPPLIES/RISERS**

- FITTINGS: Chrome plated brass, except 7/8" Delrin ballcock nut.
- O-Rings seals for positive, leak free performance.
- FEATURES: Tested 170 PSI/185 F.
- Bends to shape. • Reduces vibration and noise.

**LAVATORY/BASIN/SINK CONNECTORS**

SKU	Cat. No.	Length	Fittings
610915	7762	20"	3/8" OD Comp. x 1/2" Fem. IP

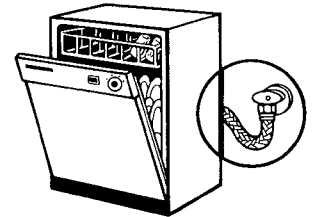
**TOILET/CLOSET CONNECTIONS**

610912	7780	12"	3/8" OD Comp. x 7/8" Ballcock
--------	------	-----	-------------------------------

**AVOID DISHWASHER DISASTERS.**

**NO-BURST® Water Supply Connectors by FLUIDMASTER®**

Braided stainless steel and superior strength.  
 3/8C X 3/8C X 60"



SKU  
 601879

**STANDS UP TO THE HARSHTEST WATER.**

**FLUIDMASTER® Bull's Eye® Super Flapper**  
 Replaces old tank ball unit or worn out flapper.

Model 501



SKU  
 608519

**SHUTS UP TOILETS THAT WON'T SHUT OFF.**

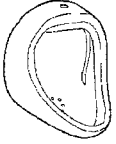
**FLUIDMASTER® Bull's Eye® Flapper**  
 Replaces old tank ball unit or worn out flapper.

Model 500



SKU  
 608508


**URINAL**  
 Wall hung  
 White  
 Murray



SKU  
 281686

161-0190-00 Murray, White Vitreous China Washout Urinal, Wall Hung, 3/4" Top Spud And Wall Hangers, 1-1/2" Drain Outlet With Tail Piece, Integral Flushing Rim, Flush Valve Not Included, Order Separately Item #646833.


**ELGER TOILET TANK**  
 1.5 gal



SKU  
 279706

141-0120-00 Savoy, White Vitreous China Toilet Tank, 12" Rough In, 1.6 Gallon Flush, Ultra Low Consumption, Shelf Top Tank, 9" x 8" Water Surface, Designed For Close Coupled 2 Piece Installation, White Flush Actuator.


**PRESSURE ASSIST TOILET BOWL**



SKU  
 547349

131-7025-00 White Aqua Vitreous China Saver Pressure Assist Toilet Bowl, 1.6 Gallon Flush, Elongated Rim, Siphon Jet, Floor Mounted, Floor Outlet, 12" Rough In, For Use With White Aqua Saver Tank (Model# 141-7000-00).

**URINAL**  
 Wall hung  
 White  
 Correcto



SKU  
 281763

161-1030-00 Correcto, White Vitreous China Urinal, Wall Hung, 3/4" Top Spud And Wall Hangers, Washout Flushing Action, Integral Flushing Rim, Water Saver, Semi Concealed Overflow, Integral Trap, Slanted Front Rim And Sides, 2" Female Flanged Outlet Connection, Flush Valve Not Included, Order Separately Item #646833.

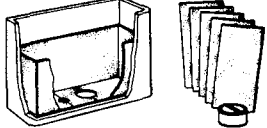
**ELGER WHITE TOILET TANK**



SKU  
 279797

141-1120-00 Patriot, White Vitreous China Toilet Tank, 1.6 Gallon Flush, Ultra Low Consumption, Shelf Top Tank With Polished Chrome Flush Actuator.

**Toilet Tank Liner Kit**  
 4211



SKU  
 611134

Fits most makes of toilets. Expanded polyethylene foam insulation. Insulates toilet tanks against troublesome "sweat". Contains enough material to do a complete job. Includes a pint of mastic and applicator.

**ELGER TOILET EXPOSED FLUSH WHITE**



SKU  
 282142

111-4805-00 Preserver, White Vitreous China Elongated-Rim Toilet Bowl, 1.6 Gallon Flush, Floor Mounted Ultra Low Consumption Flush Valve, Complete With 1-1/2" Top Spud And Round Bolt Covers, Flush Valve Not Included.

**PRESSURE ASSIST TOILET TANK**



SKU  
 547364

141-7000-00 White Aqua Vitreous China Saver Pressure Assist Toilet Tank, 1.6 Gallon Flush, Flushmate Pressure Assist Tank, Use With White Aqua Saver Toilet Bowl (Model# 131-7025-00).

**Toilet Tank Cover** 4211



SKU  
 611135

Replacement tank cover made of white high-impact plastic. High tension spring adjusts cover to fit round or beveled cornered tanks—wall-hung or free standing. Top has recess styling. 8 1/2" x 22 1/2".

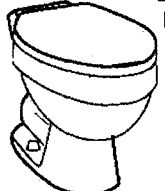
**ELGER TOILET BOWL 12"**



SKU  
 279557

131-1120-00 Patriot, White Vitreous China Plain Rim Toilet Bowl, Siphon Action With Low Water Consumption, 1.6 Gallon Flush, 12" Rough-In, For Use With Patriot Tank (Model# 141-1120-00, Item# 279797), Savoy Tank (Model# 141-0120-00, Item# 279706), Preserver II Tank (Model# 141-4820-00, Item# 279833), St Clair Tank (Model# 141-1510-00, Item# 279882), Or Laguna Tank (Model# 141-3220-00).

**ELONGATED RIM TOILET BOWL 17"**



SKU  
 282324

131-1175-00 Patriot, Handicapped White Vitreous China Elongated Rim Toilet Bowl, Siphon Action, 12" Rough-In, 17" High Toilet Bowl, Meets ADA Approval.

**CAN'T FIND IT?**  
 Visit our website at:  
**addisononline.com**  
 or e-mail us at:  
**abmsls@aol.com**



**FLOOR CLOSET BOWL  
 #1 WAX RING**

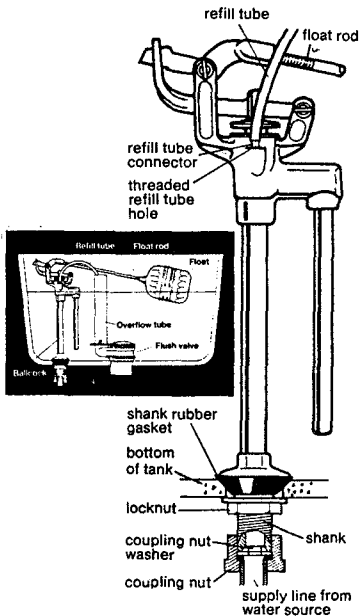
SKU NO.	MFG. NO.	SIZE
608008	001005	3" & 4"



**URETHANE WAX RING  
 #6 URINAL OUTLET**

SKU NO.	MFG. NO.	SIZE
608009	0011305	2"

**09 replacement  
 ballcock**



SKU NO. 605567



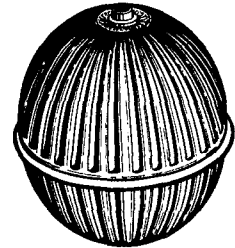
**PLUMBERS STAINLESS  
 PUTTY PROFESSIONAL  
 GRADE**

SKU NO.	MFG. NO.	SIZE
608010	043010	14 oz.
608011	043050	3 lb.
608012	043105	5 lb.
608013	043155	15 lb. w/handle



**PLASTIC TANK FLOAT**

SKU NO.	MFG. NO.
608014	090005



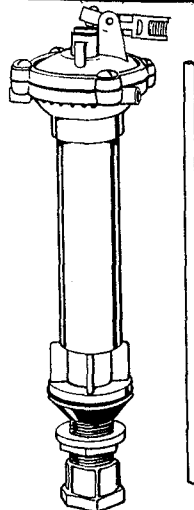
**COPPER TANK FLOAT**

SKU NO.	MFG. NO.
608015	090055



**Toilet  
 Ballcock**

With refill tube




SKU NO. 479535



**TANK LEVER**



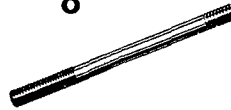
SKU	PART No.	FINISH
611742	80863	Antique Brass
611745	80869	Polished Brass



SKU	PART No.	FINISH
611329	2647	Plastic
611326	2646R	Brass Arm

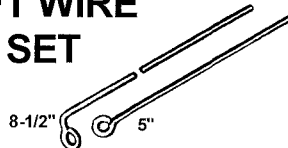
**FLOAT ROD**

8"



SKU	PART No.	FINISH
861948	4063C	Solid Brass

**LIFT WIRE SET**



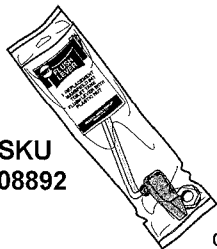
SKU	PART No.	FINISH
611189	4081C	Wire rod

**PLASTIC TOILET BOLT CAP**



SKU	PART No.	COLOR
600054	063080	White

**Replacement Flush Levers**



SKU  
608892

091285

chrome fits Mansfield® No. 41 toilet tanks with plastic arm and nut, plastic hanging bag



SKU  
608896

091290

chrome side mount fits Kohler® toilet tanks with plastic arm and nut, plastic hanging bag



SKU  
605555

091295

chrome side mount fits Eljer® toilet tanks with alloy arm and plastic nut, plastic hanging bag



**Toilet Bolt Set**

Two 5/16" x 2 1/4" brass plated bolts with stainless steel washers and bright plated brass open end nuts. Tinnerman nuts included.


SKU	PART No.	FINISH
611180	8331C	Brass/SS



**Tank to Bowl Bolts**

Two 5/16" x 3" solid brass bolts, four brass washers, two brass hex nuts, two wing nuts and four rubber washers.

SKU	PART No.	FINISH
611181	8545C	Brass/Rubber



**Toilet Bolt and Screw Set**

Two 1/4" x 2 1/4" brass plated bolts and two 1/4" x 2 1/2" brass plated screws, four stainless steel washers, four bright brass plated cap nuts. Tinnerman nuts included.

SKU	PART No.	FINISH
611182	8521C	Brass/SS



**PRO Fill Valve**

The first Leak Sentry valve to prevent automatic refill of leaky toilet tanks

SKU	PART No.
605319	400LS


**MANSFIELD BALLCOCK**



Mansfield, Beaver Ballcock With Nylon Seat And Brass Nuts, Carded.

SKU	PART No.
227066	09C


**FLUSH VALVE SHANK WASHER**



SKU  
600834

Part No.	Description
W-851	Bev. Std. 3" O.D. x 2 2/16" I.D. X 3/16" Thick

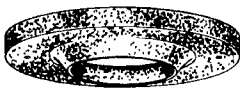
**FLUSH VALVE  
 WITH FLAPPER**



FLUIDMASTER, INC.

**SKU PART No.**  
 608516 507C

**GASKET  
 CLOSET BOWL**



Form Fit Closet Bowl Gasket  
 Sponge rubber with molded-in bolt holes.  
 6 3/4" O.D. x 3 1/2" I.D. x 3/8" thick.

**SKU PART No.**  
 605357 7555

**GASKET  
 TANK TO BOWL**




Sponge Rubber

**SKU PART No.**  
 600776 G-601

Standard Size - 3 1/4" O.D. x 2 1/4" I.D.

**SKU PART No.**  
 600777 G-602  
 For Kohler



**SKU PART No.**  
 600778 G-603  
 For Eljer

**SKU PART No.**  
 600779 G-604  
 For Gerber & Crane

**FLUSH  
 VALVE**



Flush Valve

Plastic. Complete with vinyl flapper and stainless steel chain. 1 0/16" overflow tube fits most toilets. Can be cut to accommodate shorter models.

**SKU PART No.**  
 611188 4076C

**MANSFIELD FLUSH  
 VALVE REPAIR KIT**



Flush Valve Service Pack, Contains Diaphragm Valve Seal, For 208 & 209 Flush Valve.

**SKU PART No.**  
 605580 662-676

**BOWL RING  
 ANCHOR**



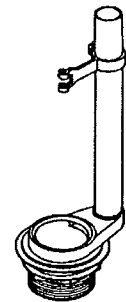
**SKU PART No.**  
 600748 G-236

**BOWL RING  
 KANTLEAK W/COLLAR**



**SKU PART No.**  
 600749 G-237

**CLOSET FLUSH  
 VALVE**




BRASS  
 DOUGLAS

2" IPS BRASS, ASSEMBLED WITH GUIDE ARM

**SKU PART No.**  
 600399 400613

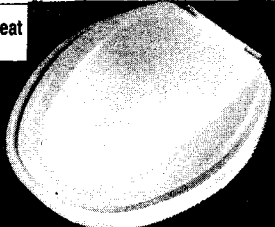
**MANSFIELD FLUSH  
 VALVE REPAIR KIT**





Flush Valve Service Pack, Contains Valve Seal, For 210 Flush Valve


**SKU PART No.**  
 605568 662-684


# TOILET SEATS

COLOR		BLACK	WHITE
Regular seat w/cover 	SKU NO.	605601	608036
	MFG. NO.	500-Black	500-White

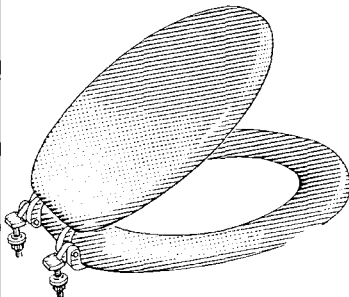
Regular seat open front w/cover 	SKU NO.	608044	608043
	MFG. NO.	502-Black	502-White

Regular seat open front 	SKU NO.	608048	608047
	MFG. NO.	503-Black	503-White

Elongated seat open front w/cover 	SKU NO.		608051
	MFG. NO.		506-White

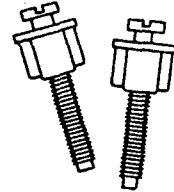
Elongated seat open front 	SKU NO.	608054	608053
	MFG. NO.	507-Black	507-White

Fits regular bowl - Wood composition  
 Matching top mount non-corrosive hinges - Enamel finish.



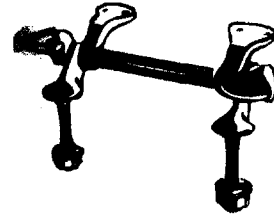
SKU NO. 608037  
 MFG. NO. 110WB (White)

## TOILET SEAT HINGE BOLTS



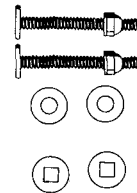
SKU 611739 PART No. 80822

## TOILET SEAT HINGE



SKU 224410 PART No. 4152C

## TOILET BOLTS



SKU 682537 PART No. M-5840

Figure #206 125# W.S.P., 200# W.O.G.,  
NON-RISING STEM, SOLID WEDGE  
DISC, SCREWED ENDS




Figure #206  
Hydrostatic test pressure (PSI)  
Shell ..... 300  
Seat ..... 200

SKU #	SIZE
608655	1/4" IPS
608660	3/8" IPS
608665	1/2" IPS
608670	3/4" IPS
608675	1" IPS
608680	1 1/4" IPS
608685	1 1/2" IPS
608690	2" IPS
608695	2 1/2" IPS
608700	3" IPS
608705	4" IPS

# Gate Bronze Globe Valves

Figure #207 125# W.S.P., 200# W.O.G.,  
NON-RISING STEM, SOLID WEDGE  
DISC, SOLDER ENDS\*  
Figure #210 100# W.S.P., 150# W.O.G.,  
BRONZE DISC, SWIVEL TYPE, INSERTED  
BONNET, SCREWED ENDS

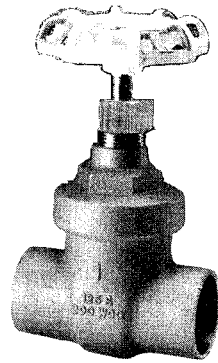


Figure #207

SKU #	SIZE
608710	3/8" COP X COP
608715	1/2" COP X COP
608720	3/4" COP X COP
608725	1" COP X COP
608730	1 1/4" COP X COP
608735	1/2" COP X COP
608740	2" COP X COP




Figure #210  
Hydrostatic test pressure (PSI)  
Shell ..... 225  
Seat ..... 80 (Air)

SKU #	SIZE
608805	3/8" IPS
608810	1/2" IPS
608815	3/4" IPS
608820	1" IPS
608825	1 1/4" IPS
608830	1 1/2" IPS
608835	2" IPS

Figure #271 125# W.O.G., INSERTED  
BONNET, TEFLON® DISC, SWIVEL  
TYPE, SCREWED ENDS




Figure #271  
Working pressure non-shock (PSI)  
Cold water, oil, gas ..... 125  
Hydrostatic test pressure (PSI)  
Shell ..... 200  
Seat ..... 150

SKU #	SIZE
608745	1/2" IPS
608750	3/4" IPS
608755	1" IPS
608760	1 1/4" IPS
608765	1 1/2" IPS
608770	2" IPS

## Bronze Check Valves

Figure #230 125# W.S.P., 200 W.O.G.,  
HORIZONTAL LIFT CHECK, BRONZE  
DISC, SCREWED ENDS, MSS-SP-80



Figure #230

SKU #	SIZE
608840	3/8" IPS
608845	1/2" IPS
608850	3/4" IPS
608855	1" IPS
608860	1 1/4" IPS
608865	1 1/2" IPS
608870	2" IPS

Figure #231 125# W.S.P., 200#  
W.O.G., VERTICAL LIFT CHECK,  
BRONZE DISC, SCREWED ENDS



Figure #231

SKU #	SIZE
608775	1/2" IPS
608780	3/4" IPS
608785	1" IPS
608790	1 1/4" IPS
608795	1 1/2" IPS
608800	2" IPS

## Bronze "Y" Strainers

Figure #236 125# W.S.P., 200#  
SWING CHECK, SCREWED ENDS,  
W.O.G., Y-PATTERN BODY,




Figure #236

SKU #	SIZE
608875	1/4" IPS
608880	3/8" IPS
608885	1/2" IPS
608890	3/4" IPS
608895	1" IPS
608900	1 1/4" IPS
608905	1 1/2" IPS
608910	2" IPS

Figure #380 STAINLESS STEEL  
SCREEN, INSERTED CAP,  
SCREWED ENDS





Figure #380

Working pressure non-shock (PSI)  
..... 150  
Hydrostatic test pressure (PSI)  
Shell ..... 300

SKU #	SIZE
608955	1/2" IPS
608960	3/4" IPS
608961	1" IPS

8

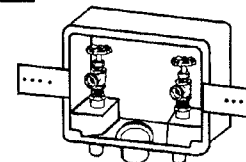
## BRASS • STOP & WASTE



- For use with water, oil or air
- Cast iron handle
- Allows draining of the non-pressure, side of valve when closed
- Threaded ends comply with ANSI B1.20.1
- Solder ends comply with ANSI B16.18

SKU #	Threaded
608635	1/2" IPS
608640	3/4" IPS

SKU #	Sweat
608645	1/2" IPS
608650	3/4" IPS



SKU PART No.  
611521 0170

### WASHING MACHINE CONNECTOR BOX KITS

- Furnished with the following components:
- 2 valve assemblies with stuffing box and plastic housing.
- 2 molded drain adapters (Type A & B).
- 2 molded mounting 'L' brackets.
- 1 sturdy snap-on faceplate.