

Plumbing

Categories	Pages
ACCESS PANELS	753
BARBED FITTINGS	684
BATH & FLOOR FANS	754-755
BATHROOM & SHOWER ACCESSORIES	717-718
BRASS THREADED FITTINGS	679-680
CAST IRON PIPE & FITTINGS	759
CAST IRON SEWER COVERS & GRATES	772-773
CATCH BASINS & RINGS	767
CHIMNEY CAPS & BRUSHES	749
COMPRESSION FITTINGS	682
COPPER SWEAT FITTINGS	677-678
COPPER & ALUMINUM TUBING	674
CULVERT PIPE	766
DEFLECTORS, WALL & FLOOR	752
DRAIN PLUGS, GRATES	770-771
FAUCETS & REPAIR PARTS	704-711
FLARE FITTINGS	681-683
FURNACE FILTERS	751
GAS SUPPLY CONNECTORS	734
INSULATING CEMENTS & HIGH HEAT MORTARS	750
LAUNDRY SINKS & SHOWER BASES	716
PARTITION HARDWARE	718
PIPE HANGERS	680
PIPE INSULATION	675
PLASTIC & RUBBER TUBING & HOSES	695-696
PRESSURE RELIEF VALVES & VACUUM BREAKERS	735
PVC PIPE & FITTINGS & ACCESSORIES	686-694
RUBBER PIPE ADAPTERS & CONNECTORS	768-769
SEWER PIPE & DRAIN TILE	760-766
SMALL VALVES	685
SOLDER & LEAD	676
SPACE HEATERS	756
STEEL PIPE & FITTINGS	668-673
STOVE PIPE & FITTINGS	740-748
SUMP PUMPS & ACCESSORIES	736-739
TOILET SEATS	727
TOILET & URINAL REPAIR VALVES & PARTS	719-727
VALVES & SUPPLIES	728-732
WASTE FITTINGS	698-712
WATER HEATERS	757-758



STEEL PIPE

SIZE AND WEIGHT SPECIFICATIONS (Black & Galvanized)


BLACK PIPE

BLACK OR GALVANIZED PIPE – WELDED AND SEAMLESS

NOMINAL SIZE INCHES	SKU# 21'	SKU# 10'	SKU# PER FOOT	OUTSIDE DIA. (IN)	INSIDE DIA. (IN)	WALL THICKNESS
1/8"		601990	601990F	.405	.269	.068
1/4"		602000	602000F	.540	.364	.088
3/8"		602010	602010F	.675	.493	.091
1/2"	602110	602020	602020F	.840	.622	.109
3/4"	602120	602030	602030F	1.050	.824	.113
1"	602130	602040	602040F	1.315	1.049	.133
1 1/4"	602140	602050	602050F	1.660	1.380	.140
1 1/2"	602150	602060	602060F	1.900	1.610	.145
2"	602160	602070	602070F	2.375	2.067	.154
2 1/2"	602180		602180F	2.875	2.469	.203
3"	602185		602185F	3.500	3.068	.216
4"	602190		602190F	4.500	4.026	.237

CONTINUOUS, LAP OR BUTT WELD

With Threads and Couplings



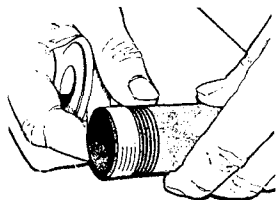
GALVANIZED PIPE

NOMINAL SIZE INCHES	SKU# 21'	SKU# 10'	SKU# PER FOOT	OUTSIDE DIA. (IN)	INSIDE DIA. (IN)	WALL THICKNESS
1/8"		601985	601985F	.405	.269	.068
1/4"		601995	601995F	.540	.364	.088
3/8"		602005	602005F	.675	.493	.091
1/2"	602105	602015	602015F	.840	.622	.109
3/4"	602115	602025	602025F	1.050	.824	.113
1"	602125	602035	602035F	1.315	1.049	.133
1 1/4"	602135	602045	602045F	1.660	1.380	.140
1 1/2"	602145	602055	602055F	1.900	1.610	.145
2"	602155	602065	602065F	2.375	2.067	.154
2 1/2"	602165		602165F	2.875	2.469	.203
3"	602170		602170F	3.500	3.068	.216
4"	602175		602175F	4.500	4.026	.237

All sizes are produced to A.S.T.M. specification A-120. The permissible variation in weight is +/- 5%. 10' lengths are furnished with threads both ends. 21' lengths are furnished with couplings. Taper of threads is 3/4" diameter per foot length for all sizes.

COMMENTS

All diameter pipe may be ordered to custom length (21' max., 12" min.). Cutting and threading are done at our location for additional charge.



The original thread sealant: Teflon Tape eliminates the need for messy liquid or paste dopes on virtually every threaded fitting.



TEFLON TAPE



SKU NO.	MFG. NO.	ROLL SIZE
605654	T-5260	1/2" x 310"
605657	T-5610	1/2" x 610"
605663	T-7520	3/4" x 520"



Yellow Gas


SKU NO.	MFG. NO.	ROLL SIZE
608057	017-067	260"



THREAD SEALANTS



SKU	MFG. NO.	SIZE
600299	42009	1/4 pt.
600302	42019	1/2 pt.
600303	42049	1 qt.
600819	P6-5248	1.5 oz
600822	P6-66-12	1 lb.
618506	023020-12	1 oz.



PIPE REPAIR CLAMPS

SKU	MFG. NO.	SIZE
608023	R1887	3/8" X 6"
608024	160-703	1/2" X 6"
608025	160-704	3/4" X 6"
608026	160-705	1" X 6"
608027	160-706	1-1/4" X 6"
608028	160-707	1-1/2" X 6"
608029	160-708	2" X 6"
608030	R1894	2-1/2" X 6"
608031	160-710	3" X 6"
608032	160-711	4" X 6"

GRINNELL


GALVANIZED FITTINGS

**90° ELBOWS
M101**



SIZE	SKU #
1/8	602860
1/4	602865
3/8	602870
1/2	602875
3/4	602880
1	602885
1 1/4	602890
1 1/2	602895
2	602900
2 1/2	602905
3	602910
4	602915

**45° ELBOWS
M102**



SIZE	SKU #
1/8	602920
1/4	602925
3/8	602930
1/2	602935
3/4	602940
1	602945
1 1/4	602950
1 1/2	602955
2	602960
2 1/2	602965
3	602970
4	602975

**90° ST.
ELBOWS M103**




SIZE	SKU #
1/8	602980
1/4	602985
3/8	602990
1/2	602995
3/4	603000
1	603005
1 1/4	603010
1 1/2	603015
2	603020
2 1/2	603025
3	603030
4	603035

**45° ST.
ELBOWS M104**




SIZE	SKU #
1/8	603040
1/4	603045
3/8	603050
1/2	603055
3/4	603060
1	603065
1 1/4	603070
1 1/2	603075
2	603080

**TEE
M105**



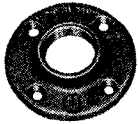
SIZE	SKU #
1/8	603085
1/4	603090
3/8	603095
1/2	603100
3/4	603105
1	603110
1 1/4	603115
1 1/2	603120
2	603125
2 1/2	603130
3	603135
4	603140

**STD. MERCHANT
COUPLINGS
WS110**



SIZE	SKU #
1/8	603145
1/4	603150
3/8	603155
1/2	603160
3/4	603165
1	603170
1 1/4	603175
1 1/2	603180
2	603185
2 1/2	603190
3	603195
4	603200

**FLOOR
FLANGES M111**



SIZE	SKU #
1/4	603535
3/8	603540
1/2	603545
3/4	603550
1	603555
1 1/4	603560
1 1/2	603565
2	603570

**CAPS
M112**



SIZE	SKU #
1/8	603205
1/4	603210
3/8	603215
1/2	603220
3/4	603225
1	603230
1 1/4	603235
1 1/2	603240
2	603245
2 1/2	603250
3	603255
4	603260

**LOCK NUTS
M115**



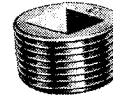
SIZE	SKU #
1/8	603615
1/4	603620
3/8	603625
1/2	603630
3/4	603635
1	603640
1 1/4	603645
1 1/2	603650

**REGULAR
PLUGS
M124**



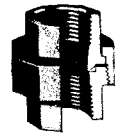
SIZE	SKU #
1/8	603265
1/4	603270
3/8	603275
1/2	603280
3/4	603285
1	603290
1 1/4	603295
1 1/2	603300
2	603305
2 1/2	603310
3	603315
4	603320

**COUNTER
SUNK PLUGS
M124B**



SIZE	SKU #
1/2	603485
1	603495
1 1/4	603500
1 1/2	603505
2	603510

**180 LB. G.J.
UNIONS
M180**




SIZE	SKU #
1/8	603325
1/4	603330
3/8	603335
1/2	603340
3/4	603345
1	603350
1 1/4	603355
1 1/2	603360
2	603365
2 1/2	603370
3	603375
4	603380

**WASTE NUTS
M114**



SIZE	SKU #
1/2	603515
3/4	603520

**CROSSES
M121**



SIZE	SKU #
3/8	603385
1/2	603390
3/4	603395
1	603400
1 1/4	603405
1 1/2	603410
2	603415

**S.O. ELLSL
M119**



SIZE	SKU #
3/4	603430
1	603435
1 1/4	603440
2	603450

GALVANIZED FITTINGS

Reducing Tees C



SIZE			SKU #	SIZE			SKU #
A	B	C		A	B	C	
3/4 x 3/8 x 3/8			602195	1 x 3/4 x 3/4			602285
1/4 x 3/4 x 1/8			602200	1 1/2 x 1 1/2 x 1/2			602290
1/2 x 1/2 x 1/4			602205	1 1/4 x 1 1/2			602300
3/8 x 3/8 x 1/4			602210	1 1/2 x 1 1/2 x 3/4			602305
3/4 x 1/2 x 3/4			602215	1 1/4 x 3/4 x 1 1/4			602310
1/2 x 1/2 x 3/8			602220	1 1/4 x 1 x 1			602315
3/4 x 1/2 x 1/2			602225	1 1/2 x 1 1/2 x 1			602320
3/4 x 3/4 x 1/2			602230	1 1/4 x 1 1/4 x 1 1/2			602325
3/4 x 3/4 x 1			602235	1 1/2 x 1 1/2 x 1 1/4			602330
1 x 1 x 3/4			602240	1 1/2 x 1 1/4 x 1 1/4			602335
1 x 1/2 x 3/4			602245	2 x 2 x 1/2			602340
1 x 1 x 1/2			602250	1 1/2 x 1 x 1 1/2			602345
1 x 3/4 x 1/2			602255	2 x 2 x 3/4			602355
1 1/4 x 1 1/4 x 1/2			602260	2 x 2 x 1 1/4			602360
1 x 1/2 x 1			602265	1 1/2 x 1 1/2 x 2			602365
1 1/4 x 1 1/4 x 3/4			602270	2 x 2 x 1			602370
1 x 3/4 x 1			602275	2 x 2 x 1 1/2			602375
1 1/4 x 1 1/4 x 1			602280	3 x 3 x 1/2			602380

Reducing 90° Elbows



SIZE	SKU #
1/4 x 1/8	602395
3/8 x 1/4	602400
1/2 x 3/8	602405
1/2 x 1/4	602410
3/4 x 3/8	602415
3/4 x 1/2	602420
1 x 3/8	602425
1 x 3/4	602430
1 x 1/2	602435
1 1/4 x 1/2	602440
1 1/4 x 3/4	602445
1 1/4 x 1	602450
1 1/2 x 3/4	602455
1 1/2 x 1	602460
1 1/2 x 1 1/4	602465
2 x 1	602470
2 x 1 1/4	602475
2 x 1 1/2	602480

Reducing Couplings




SIZE	SKU #	SIZE	SKU #
1/4 x 1/8	602485	1 1/2 x 1	602570
3/8 x 1/4	602490	1 1/2 x 1 1/4	602575
3/8 x 1/8	602495	2 x 1/2	602580
1/2 x 3/8	602500	2 x 3/4	602585
1/2 x 1/4	602505	2 x 1	602590
1/2 x 1/8	602510	2 x 1 1/4	602595
3/4 x 1/2	602515	2 x 1 1/2	602600
3/4 x 3/8	602520	2 1/2 x 1 1/4	602605
3/4 x 1/4	602525	2 1/2 x 1 1/2	602610
1 x 3/4	602530	2 1/2 x 2	602615
1 x 1/2	602535	3 x 1 1/2	602620
1 x 3/8	602540	3 x 2	602625
1 1/4 x 1/2	602545	3 x 2 1/2	602630
1 1/4 x 3/4	602550	4 x 2	602640
1 1/4 x 1	602555	4 x 2 1/2	602645
1 1/2 x 1/2	602560	4 x 3	602650
1 1/2 x 3/4	602565		

Hex Bushings

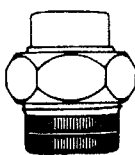


SIZE	SKU #	SIZE	SKU #
1/4 x 1/8	602655	1 1/2 x 1/2	602760
3/8 x 1/4	602660	1 1/2 x 3/4	602765
3/8 x 1/8	602665	1 1/2 x 1	602770
1/2 x 3/8	602670	1 1/2 x 1 1/4	602775
1/2 x 1/4	602675	2 x 1/2	602780
1/2 x 1/8	602680	2 x 3/4	602785
3/4 x 1/2	602685	2 x 1	602790
3/4 x 3/8	602690	2 x 1 1/4	602795
3/4 x 1/4	602695	2 x 1 1/2	602800
3/4 x 1/8	602700	2 1/2 x 1 1/4	602805
1 x 1/2	602705	2 1/2 x 1 1/2	602810
1 x 1/4	602710	2 1/2 x 2	602815
1 x 3/4	602715	3 x 1 1/4	602820
1 x 3/8	602720	3 x 1 1/2	602825
1 x 1/8	602725	3 x 2	602830
1 1/4 x 3/8	602730	3 x 2 1/2	602835
1 1/4 x 1/4	602735	4 x 1 1/2	602840
1 1/4 x 1/8	602740	4 x 2	602845
1 1/4 x 3/4	602745	4 x 2 1/2	602850
1 1/4 x 1/2	602750	4 x 3	602855
1 1/4 x 1	602755		

COMPRESSION COUPLINGS



SKU #	MFG. #	SIZE
604815	160-003	1/2"
604820	160-004	3/4"
604825	160-005	1"
604830	160-006	1 1/4"
604835	160-007	1 1/2"
604840	160-008	2"



DIELECTRIC UNIONS - FEMALE x SOLDER - GALVANIZED x BRASS

Female iron pipe thread x copper solder joint, prevents electrolysis or galvanic action when connecting dissimilar materials. For use with water up to 210°F. Threaded ends comply with ANSI B2.1. Solder ends comply with ANSI B16.18.

EXTRA WASHERS

SKU No.	Part No.	Type	Size	SKU No.	Part No.	Type
611596	168-003	Female x Solder	1/2"	620012	888-239	Washer
611599	168-004	Female x Solder	3/4"	611630	168-004	Washer
611602	168-005	Female x Solder	1"	620014	888-241	Washer
611605	168-006	Female x Solder	1 1/4"	620016	888-242	Washer
611608	168-007	Female x Solder	1 1/2"	620018	888-244	Washer
611611	168-008	Female x Solder	2"	620020	888-238	Washer

GRINNELL GALVANIZED FITTINGS

**90° ELBOWS
 M101**




SIZE	SKU #
1/8	602860
1/4	602865
3/8	602870
1/2	602875
3/4	602880
1	602885
1 1/4	602890
1 1/2	602895
2	602900
2 1/2	602905
3	602910
4	602915

**45° ELBOWS
 M102**



SIZE	SKU #
1/8	602920
1/4	602925
3/8	602930
1/2	602935
3/4	602940
1	602945
1 1/4	602950
1 1/2	602955
2	602960
2 1/2	602965
3	602970
4	602975

**90° ST.
 ELBOWS M103**




SIZE	SKU #
1/8	602980
1/4	602985
3/8	602990
1/2	602995
3/4	603000
1	603005
1 1/4	603010
1 1/2	603015
2	603020
2 1/2	603025
3	603030
4	603035

**45° ST.
 ELBOWS M104**




SIZE	SKU #
1/8	603040
1/4	603045
3/8	603050
1/2	603055
3/4	603060
1	603065
1 1/4	603070
1 1/2	603075
2	603080

**TEE
 M105**



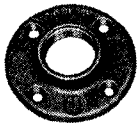
SIZE	SKU #
1/8	603085
1/4	603090
3/8	603095
1/2	603100
3/4	603105
1	603110
1 1/4	603115
1 1/2	603120
2	603125
2 1/2	603130
3	603135
4	603140

**STD. MERCHANT
 COUPLINGS
 WS110**



SIZE	SKU #
1/8	603145
1/4	603150
3/8	603155
1/2	603160
3/4	603165
1	603170
1 1/4	603175
1 1/2	603180
2	603185
2 1/2	603190
3	603195
4	603200

**FLOOR
 FLANGES M111**



SIZE	SKU #
1/4	603535
3/8	603540
1/2	603545
3/4	603550
1	603555
1 1/4	603560
1 1/2	603565
2	603570

**CAPS
 M112**



SIZE	SKU #
1/8	603205
1/4	603210
3/8	603215
1/2	603220
3/4	603225
1	603230
1 1/4	603235
1 1/2	603240
2	603245
2 1/2	603250
3	603255
4	603260

**LOCK NUTS
 M115**



SIZE	SKU #
1/8	603615
1/4	603620
3/8	603625
1/2	603630
3/4	603635
1	603640
1 1/4	603645
1 1/2	603650

**REGULAR
 PLUGS
 M124**



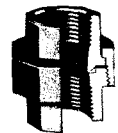
SIZE	SKU #
1/8	603265
1/4	603270
3/8	603275
1/2	603280
3/4	603285
1	603290
1 1/4	603295
1 1/2	603300
2	603305
2 1/2	603310
3	603315
4	603320

**COUNTER
 SUNK PLUGS
 M124B**



SIZE	SKU #
1/2	603485
1	603495
1 1/4	603500
1 1/2	603505
2	603510

**180 LB. G.J.
 UNIONS
 M180**




SIZE	SKU #
1/8	603325
1/4	603330
3/8	603335
1/2	603340
3/4	603345
1	603350
1 1/4	603355
1 1/2	603360
2	603365
2 1/2	603370
3	603375
4	603380

**WASTE NUTS
 M114**




SIZE	SKU #
1/2	603515
3/4	603520

**CROSSES
 M121**



SIZE	SKU #
3/8	603385
1/2	603390
3/4	603395
1	603400
1 1/4	603405
1 1/2	603410
2	603415


**S.O. ELLSL
 M119**



SIZE	SKU #
3/4	603430
1	603435
1 1/4	603440
2	603450

GALVANIZED FITTINGS

Reducing Tees C



SIZE			SKU #	SIZE			SKU #
A	B	C		A	B	C	
3/4 x 3/8 x 3/8			602195	1 x 3/4 x 3/4			602285
1/4 x 3/4 x 1/8			602200	1 1/2 x 1 1/2 x 1/2			602290
1/2 x 1/2 x 1/4			602205	1 1/4 x 1 1/2			602300
3/8 x 3/8 x 1/4			602210	1 1/2 x 1 1/2 x 3/4			602305
3/4 x 1/2 x 3/4			602215	1 1/4 x 3/4 x 1 1/4			602310
1/2 x 1/2 x 3/8			602220	1 1/4 x 1 x 1			602315
3/4 x 1/2 x 1/2			602225	1 1/2 x 1 1/2 x 1			602320
3/4 x 3/4 x 1/2			602230	1 1/4 x 1 1/4 x 1 1/2			602325
3/4 x 3/4 x 1			602235	1 1/2 x 1 1/2 x 1 1/4			602330
1 x 1 x 3/4			602240	1 1/2 x 1 1/4 x 1 1/4			602335
1 x 1/2 x 3/4			602245	2 x 2 x 1/2			602340
1 x 1 x 1/2			602250	1 1/2 x 1 x 1 1/2			602345
1 x 3/4 x 1/2			602255	2 x 2 x 3/4			602355
1 1/4 x 1 1/4 x 1/2			602260	2 x 2 x 1 1/4			602360
1 x 1/2 x 1			602265	1 1/2 x 1 1/2 x 2			602365
1 1/4 x 1 1/4 x 3/4			602270	2 x 2 x 1			602370
1 x 3/4 x 1			602275	2 x 2 x 1 1/2			602375
1 1/4 x 1 1/4 x 1			602280	3 x 3 x 1/2			602380

Reducing 90° Elbows B



SIZE	SKU #
1/4 x 1/8	602395
3/8 x 1/4	602400
1/2 x 3/8	602405
1/2 x 1/4	602410
3/4 x 3/8	602415
3/4 x 1/2	602420
1 x 3/8	602425
1 x 3/4	602430
1 x 1/2	602435
1 1/4 x 1/2	602440
1 1/4 x 3/4	602445
1 1/4 x 1	602450
1 1/2 x 3/4	602455
1 1/2 x 1	602460
1 1/2 x 1 1/4	602465
2 x 1	602470
2 x 1 1/4	602475
2 x 1 1/2	602480

Reducing Couplings M109




SIZE	SKU #	SIZE	SKU #
1/4 x 1/8	602485	1 1/2 x 1	602570
3/8 x 1/4	602490	1 1/2 x 1 1/4	602575
3/8 x 1/8	602495	2 x 1/2	602580
1/2 x 3/8	602500	2 x 3/4	602585
1/2 x 1/4	602505	2 x 1	602590
1/2 x 1/8	602510	2 x 1 1/4	602595
3/4 x 1/2	602515	2 x 1 1/2	602600
3/4 x 3/8	602520	2 1/2 x 1 1/4	602605
3/4 x 1/4	602525	2 1/2 x 1 1/2	602610
1 x 3/4	602530	2 1/2 x 2	602615
1 x 1/2	602535	3 x 1 1/2	602620
1 x 3/8	602540	3 x 2	602625
1 1/4 x 1/2	602545	3 x 2 1/2	602630
1 1/4 x 3/4	602550	4 x 2	602640
1 1/4 x 1	602555	4 x 2 1/2	602645
1 1/2 x 1/2	602560	4 x 3	602650
1 1/2 x 3/4	602565		

Hex Bushings

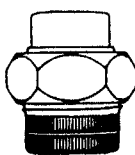


SIZE	SKU #	SIZE	SKU #
1/4 x 1/8	602655	1 1/2 x 1/2	602760
3/8 x 1/4	602660	1 1/2 x 3/4	602765
3/8 x 1/8	602665	1 1/2 x 1	602770
1/2 x 3/8	602670	1 1/2 x 1 1/4	602775
1/2 x 1/4	602675	2 x 1/2	602780
1/2 x 1/8	602680	2 x 3/4	602785
3/4 x 1/2	602685	2 x 1	602790
3/4 x 3/8	602690	2 x 1 1/4	602795
3/4 x 1/4	602695	2 x 1 1/2	602800
3/4 x 1/8	602700	2 1/2 x 1 1/4	602805
1 x 1/2	602705	2 1/2 x 1 1/2	602810
1 x 1/4	602710	2 1/2 x 2	602815
1 x 3/4	602715	3 x 1 1/4	602820
1 x 3/8	602720	3 x 1 1/2	602825
1 x 1/8	602725	3 x 2	602830
1 1/4 x 3/8	602730	3 x 2 1/2	602835
1 1/4 x 1/4	602735	4 x 1 1/2	602840
1 1/4 x 1/8	602740	4 x 2	602845
1 1/4 x 3/4	602745	4 x 2 1/2	602850
1 1/4 x 1/2	602750	4 x 3	602855
1 1/4 x 1	602755		

COMPRESSION COUPLINGS



SKU #	MFG. #	SIZE
604815	160-003	1/2"
604820	160-004	3/4"
604825	160-005	1"
604830	160-006	1 1/4"
604835	160-007	1 1/2"
604840	160-008	2"



DIELECTRIC UNIONS - FEMALE x SOLDER - GALVANIZED x BRASS


Female iron pipe thread x copper solder joint, prevents electrolysis or galvanic action when connecting dissimilar materials. For use with water up to 210°F. Threaded ends comply with ANSI B2.1. Solder ends comply with ANSI B16.18.

EXTRA WASHERS

SKU No.	Part No.	Type	Size	SKU No.	Part No.	Type
611596	168-003	Female x Solder	1/2"	620012	888-239	Washer
611599	168-004	Female x Solder	3/4"	611630	168-004	Washer
611602	168-005	Female x Solder	1"	620014	888-241	Washer
611605	168-006	Female x Solder	1 1/4"	620016	888-242	Washer
611608	168-007	Female x Solder	1 1/2"	620018	888-244	Washer
611611	168-008	Female x Solder	2"	620020	888-238	Washer

GRINNELL BLACK IRON FITTINGS

**90° ELBOWS
 M101**



SIZE	SKU #
1/8	600460
1/4	600465
3/8	600470
1/2	600475
3/4	600480
1	600485
1 1/4	600490
1 1/2	600495
2	600500
2 1/2	600501
3	600502
4	600503

**45° ELBOWS
 M102**



SIZE	SKU #
1/8	600505
1/4	600510
3/8	600515
1/2	600520
3/4	600525
1	600530
1 1/4	600535
1 1/2	600540
2	600545
2 1/2	600546
3	600547
4	600548

**90° ST.
 ELBOWS M103**




SIZE	SKU #
1/8	600550
1/4	600555
3/8	600560
1/2	600565
3/4	600570
1	600575
1 1/4	600580
1 1/2	600585
2	600590

**45° ST.
 ELBOWS M104**




SIZE	SKU #
1/8	600595
1/4	600600
3/8	600605
1/2	600610
3/4	600615
1	600620
1 1/4	600625
1 1/2	600630
2	600635

**TEE
 M105**



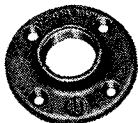
SIZE	SKU #
1/8	600640
1/4	600645
3/8	600650
1/2	600655
3/4	600660
1	600665
1 1/4	600670
1 1/2	600675
2	600680
2 1/2	600681
3	600682
4	600683

**STANDARD
 MERCHANT
 COUPLINGS
 WS110**



SIZE	SKU #
1/8	600685
1/4	600690
3/8	600695
1/2	600700
3/4	600705
1	600710
1 1/4	600715
1 1/2	600720
2	600725
2 1/2	600726
3	600727
4	600728

**FLOOR
 FLANGES
 M111**




SIZE	SKU #
1/4	600870
3/8	600875
1/2	600880
3/4	600885
1	600890
1 1/4	600895
1 1/2	600900
2	600905

**CAPS
 M112**



SIZE	SKU #
1/8	600730
1/4	600735
3/8	600740
1/2	600745
3/4	600750
1	600755
1 1/4	600760
1 1/2	600765
2	600770
2 1/2	600771
3	600772
4	600773

**CROSSES
 M121**



SIZE	SKU #
3/8	600910
1/2	600915
3/4	600920
1	600925
1 1/4	600930
1 1/2	600935
2	600940

**REGULAR
 PLUGS
 M124**



SIZE	SKU #
1/8	600775
1/4	600780
3/8	600785
1/2	600790
3/4	600795
1	600800
1 1/4	600805
1 1/2	600810
2	600815
2 1/2	600816
3	600817
4	600818

**UNIONS, G.J.
 150 LB.
 M150**



SIZE	SKU #
1/8	600820
1/4	600825
3/8	600830
1/2	600835
3/4	600840
1	600845
1 1/4	600850
1 1/2	600855
2	600860
2 1/2	600861
3	600862



REDUCING 90° ELBOWS M101

SIZE	SKU #	SIZE	SKU #
1/2 x 1/4	600125	1 1/2 x 1 1/4	600160
1/2 x 3/8	600130	1 1/2 x 1	600165
3/4 x 1/2	600135	1 1/2 x 3/4	600170
1 x 3/4	600140	2 x 1 1/4	600175
1 x 1/2	600145	2 x 1 1/2	600180
1 1/4 x 1	600150	2 x 1	600185
1 1/4 x 3/4	600155		

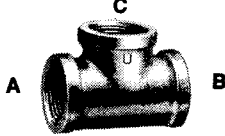


REDUCING COUPLINGS M109

SIZE	SKU #	SIZE	SKU #	SIZE	SKU #
1/4 x 1/8	600190	3/4 x 1/4	600230	1 1/2 x 1	600270
3/8 x 1/4	600195	1 x 3/4	600235	1 1/2 x 3/4	600275
3/8 x 1/8	600200	1 x 1/2	600240	1 1/2 x 1/2	600280
1/2 x 3/8	600205	1 x 3/8	600245	2 x 1/2	600285
1/2 x 1/4	600210	1 1/4 x 1	600250	2 x 3/4	600290
1/2 x 1/8	600215	1 1/4 x 3/4	600255	2 x 1	600295
3/4 x 1/2	600220	1 1/4 x 1/2	600260	2 x 1 1/4	600300
3/4 x 3/8	600225	1 1/2 x 1 1/4	600265	2 x 1 1/2	600305

BLACK IRON FITTINGS

REDUCING TEES M105




HEX BUSHINGS M123



SIZE			SKU #	SIZE			SKU #
A	B	C		A	B	C	
1/2	1/2	3/8	600000	1	3/4	1/2	600065
1/2	1/2	3/4	600005	3/4	3/4	1	600070
1	1/2	1/2	600010	1 1/4	3/4	1	600075
1	1/2	3/4	600015	1 1/4	1 1/4	1	600080
1	1	3/4	600020	1 1/2	1 1/2	1	600085
1 1/4	1	3/4	600025	1	3/4	3/4	600095
1 1/4	1 1/4	3/4	600030	2	2	1/2	600100
1 1/4	1 1/4	1/2	600035	2	2	3/4	600105
1 1/2	1 1/2	1 1/4	600040	2	2	1	600110
2	2	1/2	600045	2	2	1 1/4	600115
3/4	1/2	1/2	600050	1 1/2	1 1/2	3/4	600120
3/4	1/2	3/4	600055				
3/4	3/4	1/2	600060				

SIZE		SKU #	SIZE		SKU #	SIZE		SKU #
1/4	1/8	600310	1	1/8	600380	2	1 1/2	600450
3/8	1/4	600315	1 1/4	3/8	600385	2	1 1/4	600455
3/8	1/8	600320	1 1/4	1/4	600390	2 1/2	1 1/4	600456
1/2	3/8	600325				2 1/2	1 1/2	600457
1/2	1/4	600330	1 1/4	1	600400	2 1/2	2	600458
1 1/2	1/8	600335	1 1/4	3/4	600405	3	1 1/4	600381
3/4	1/2	600340	1 1/4	1/2	600410	3	1 1/2	600382
3/4	3/8	600345	1 1/2	1/2	600415	3	2	600383
3/4	1/4	600350	1 1/2	1 1/4	600420	3	2 1/2	600384
3/4	1/8	600355	1 1/2	1	600425	3 1/2	2	600411
1	3/4	600360	1 1/2	3/4	600430	4	1 1/2	600431
1	1/2	600365	2	1	600435	4	2	600432
1	3/8	600370	2	3/4	600440	4	2 1/2	600433
1	1/4	600375	2	1/2	600445	4	3	600434

Heavy Pattern Steel Nipple "Tote" Tray Caddy

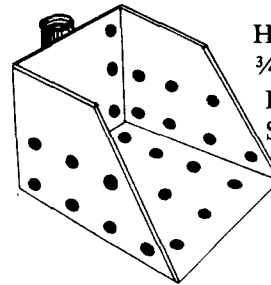


Rigid Steel Construction
Nipple Protector

Easy to Carry Wide Assortment
Holds Close Thru 6"

SKU No.	Catalog #	Description
605192	3500	1/2"
605198	3501	3/4"

Sewer and Basin Scoop



Heavy Steel Construction
3/4" FIP Inlet
Extra Heavy Back Plate
Size: 6" x 7" x 9"

SKU No.	Catalog #	Description
605180	3360	Basin Scoop

BLACK STEEL NIPPLES.



	1/8	1/4	3/8	1/2	3/4	1
CLOSE	600970	601085	601200	601315	601430	601545
1 1/2	600975	601090	601205	601320	601435	
2	600980	601095	601210	601325	601440	601550
2 1/2	600985	601100	601215	601330	601445	601555
3	600990	601105	601220	601335	601450	601560
3 1/2	600995	601110	601225	601340	601455	601565
4	601000	601115	601230	601345	601460	601570
4 1/2	601005	601120	601235	601350	601465	601575
5	601010	601125	601240	601355	601470	601580
5 1/2	601015	601130	601245	601360	601475	601585
6	601020	601135	601250	601365	601480	601590
6 1/2	601025	601140	601255	601370	601485	601595
7	601030	601145	601260	601375	601490	601600
7 1/2	601035	601150	601265	601380	601495	601605
8	601040	601155	601270	601385	601500	601610
8 1/2	601045	601160	601275	601390	601505	601615
9	601050	601165	601280	601395	601510	601620
9 1/2	601055	601170	601285	601400	601515	601625
10	601060	601175	601290	601405	601520	601630
10 1/2	601065	601180	601295	601410	601525	601635
11	601070	601185	601300	601415	601530	601640
11 1/2	601075	601190	601305	601420	601535	601645
12	601080	601195	601310	601425	601540	601650

	1 1/4	1 1/2	2	2 1/2	3	4
CLOSE	601655	601765	601875	601876	601877	601878
1 1/2						
2	601660	601770				
2 1/2	601665	601775	601885			
3	601670	601780	601890			
3 1/2	601675	601785	601895			
4	601680	601790	601900	601901	601902	601903
4 1/2	601685	601795	601905			
5	601690	601800	601910	601911	601912	601913
5 1/2	601695	601805	601915			
6	601700	601810	601920	601921	601922	601923
6 1/2	601705	601815	601925			
7	601710	601820	601930	601931	601932	601933
7 1/2	601715	601825	601935			
8	601720	601830	601940	601941	601942	601943
8 1/2	601725	601835	601945			
9	601730	601840	601950	601951	601952	601953
9 1/2	601735	601845	601955			
10	601740	601850	601960	601961	601962	601963
10 1/2	601745	601855	601965			
11	601750	601860	601970	601971	601972	601973
11 1/2	601755	601865	601975			
12	601760	601870	601980	601981	601982	601983

GALVANIZED STEEL NIPPLES

	1/8	1/4	3/8	1/2	3/4	1
CLOSE	603660	603775	603890	604005	604120	604235
1 1/2	603665	603780	603895	604010	604125	
2	603670	603785	603900	604015	604130	604240
2 1/2	603675	603790	603905	604020	604135	604245
3	603680	603795	603910	604025	604140	604250
3 1/2	603685	603800	603915	604030	604145	604255
4	603690	603805	603920	604035	604150	604260
4 1/2	603695	603810	603925	604040	604155	604265
5	603700	603815	603930	604045	604160	604270
5 1/2	603705	603820	603935	604050	604165	604275
6	603710	603825	603940	604055	604170	604280
6 1/2	603715	603830	603945	604060	604175	604285
7	603720	603835	603950	604065	604180	604290
7 1/2	603725	603840	603955	604070	604185	604295
8	603730	603845	603960	604075	604190	604300
8 1/2	603735	603850	603965	604080	604195	604305
9	603740	603855	603970	604085	604200	604310
9 1/2	603745	603860	603975	604090	604205	604315
10	603750	603865	603980	604095	604210	604320
10 1/2	603755	603870	603985	604100	604215	604325
11	603760	603875	603990	604105	604220	604330
11 1/2	603765	603880	603995	604110	604225	604335
12	603770	603885	604000	604115	604230	604340

	1 1/4	1 1/2	2	2 1/2	3	4
CLOSE	604345	604455	604565	604670	604720	604768
1 1/2						
2	604350	604460				
2 1/2	604355	604465	604570			
3	604360	604470	604575			
3 1/2	604365	604475	604580			
4	604370	604480	604585	604675	604725	604770
4 1/2	604375	604485	604590			
5	604380	604490	604595	604680	604730	604775
5 1/2	604385	604495	604600			
6	604390	604500	604605	604685	604735	604780
6 1/2	604395	604505	604610			
7	604400	604510	604615	604690	604740	604785
7 1/2	604405	604515	604620			
8	604410	604520	604625	604695	604745	604790
8 1/2	604415	604525	604630			
9	604420	604530	604635	604700	604750	604795
9 1/2	604425	604535	604640			
10	604430	604540	604645	604705	604755	604800
10 1/2	604435	604545	604650			
11	604440	604550	604655	604710	604760	604805
11 1/2	604445	604555	604660			
12	604450	604560	604665	604715	604765	604810

8

COPPER • WATER TUBE

STRENGTH OF COPPER TUBING

BURSTING STRENGTH. The safe internal working pressure for copper tubing can be calculated from the following formula:

$$P = \frac{2S(t_m)}{D - .8(t_m)}$$

P=Safe working pressure in pounds per square inch

t_m=Minimum wall thickness in inches

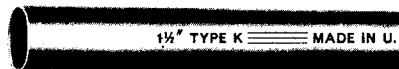
D=Outside diameter in inches

S=Allowable stress in pounds per square inch

The values for "S" vary when the temperature of the tubing varies. The allowable stress for copper is given as 6,000 psi for a temperature of 150° F., 5800 psi for 250° F., 3800 psi for 350° F., and 2500 psi for 400° F.

TYPE K

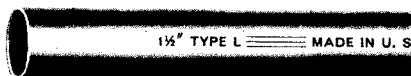
(Green—FOR UNDERGROUND OR INTERIOR SERVICE)



NOT CAPPED

TYPE L


(Blue—FOR INTERIOR SERVICE) NOT CAPPED



HARD OR SOFT

HARD
10'
STRAIGHT
LENGTHS

SOFT TUBE
60' COILS
TYPE K & L




SIZE INCHES		WALL THICKNESS	WGT. PER FOOT	WORKING PRESSURE • PSI AT TEMPERATURES SHOWN			
NOM.	O.D.	INCHES	POUNDS	100°	200°	300°	400°
1/4	3/8	.035	.145	1060	790	840	530
3/8	1/2	.049	.269	1170	1070	920	590
1/2	5/8	.049	.344	920	840	730	460
5/8	3/4	.049	.418	760	700	600	380
3/4	7/8	.065	.641	880	810	700	440
1	1-1/8	.065	.839	680	620	530	340
1-1/4	1-3/8	.065	1.04	550	500	430	280
1-1/2	1-5/8	.072	1.36	520	470	410	260
2	2-1/8	.083	2.06	450	400	350	230

SOLD PER FOOT OR ROLL.

COPPER TUBE FOR REFRIGERATION

SOFT COPPER



Sold per foot or 50 foot coil.

O.D. SIZE	SKU NUMBER	WALL INCHES	POUNDS PER FT.	POUNDS PER COIL
1/8	607415	.030	.0347	1.74
3/16	607420	.030	.0575	2.88
1/4	607425	.030	.0805	4.02
5/16	607430	.032	.109	5.45
3/8	607435	.032	.134	6.70
1/2	607440	.032	.182	9.10
5/8	607445	.035	.251	12.55
3/4	607450	.035	.305	15.25
7/8	607455	.045	.455	22.75

TYPE K HEAVY WALL

Sold per foot or 60' roll

OUTSIDE DIAMETER	INSIDE DIAMETER	SKU#
NOMINAL	3/4"	607475

TYPE L SOFT COPPER

Sold per foot or 60' roll

OUTSIDE DIAMETER	INSIDE DIAMETER	SKU#
NOMINAL	1/4"	607460
NOMINAL	3/8"	607465
NOMINAL	1/2"	607470

ALUMINUM TUBING

Sold per foot or 50' roll

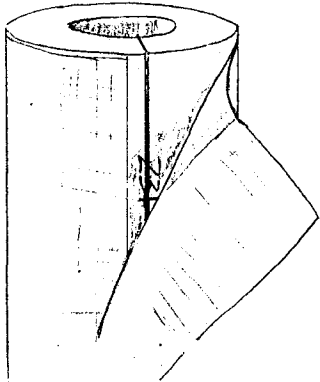
OUTSIDE DIAMETER	INSIDE DIAMETER	SKU#
1/4"	NOMINAL	609305
3/8"	NOMINAL	609310
1/2"	NOMINAL	609316
5/8"	NOMINAL	609320

TYPE L HARD COPPER

Per foot or 10' length

OUTSIDE DIAMETER	INSIDE DIAMETER	SKU#
NOMINAL	1/4"	607480
NOMINAL	3/8"	607485
NOMINAL	1/2"	607490
NOMINAL	3/4"	607495
NOMINAL	1"	607500
NOMINAL	1 1/4"	607505
NOMINAL	1 1/2"	607510
NOMINAL	2"	607515
NOMINAL	1 1/4" DWV	607520
NOMINAL	1 1/2" DWV	607525
NOMINAL	2" DWV	607530
NOMINAL	3" DWV	607535





PIPE INSULATION



CTS = COPPER PIPE SIZE
IPS = IRON PIPE SIZE

Knauf Pipe Insulation is a molded, heavy density, one-piece insulation made from inorganic glass fibers bonded with a thermosetting resin. The insulation is produced in three foot lengths either with a jacket. The jacket is a white kraft paper bonded to aluminum foil and reinforced with glass fibers. The longitudinal lap of the factory applied jacket is available with self-sealing adhesive. A butt strip is furnished for each section.

Knauf Pipe Insulation is designed for use on all hot or cold piping in concealed or exposed areas. The product is recommended for pipes operating in a range from -20°F to +850°F (-29°C to +454°C). Uses include power, process and industrial applications. Installations also include commercial and institutional buildings, schools, hospitals and places of public assembly where maximum fire-safety, resistance to physical abuse and a finished appearance are desired. The product can be painted with a latex or water-base paint.

KNAUF PIPE INSULATION

SKU	COOPER PIPE SIZE	STEEL PIPE SIZE	LENGTH
650031	1/2"	—	36"
650022	3/4"	1/2"	36"
650023	1"	3/4"	36"
650025	1 1/4"	1"	36"
650026	1 1/2"	1 1/4"	36"
650028	—	1 1/2"	36"
650033	2"	—	36"
650029	—	2"	36"

A.P. Armaflex pipe insulation is a flexible elastomeric thermal insulation, black in color supplied as unsplit tubing in a nominal wall thickness of 3/8". Armaflex pipe insulation is used to retard heat gain and control condensation drip from cold-water plumbing.

SKU	INSIDE DIAMETER	TEMP RANGE	LENGTH
650015	5/8"	-70°F to +220°F	72"
650018	7/8"	-70°F to +220°F	72"
650019	1-5/8"	-70°F to +220°F	72"

A.P. Armaflex sheet insulation is the same composition as above except one side has a sealed skin for moisture control.

SKU	THICKNESS	SHEET SIZE	TEMP RANGE
650021	1/2"	36" x 48"	-70°F to +220°F

ARMAFLEX ADHESIVE

SKU	DESCRIPTION	SIZE
451060	Armaflex Adhesived 520	Pint

EXTRUDED FOAM PIPE INSULATION - 3/8" WALL

SKU	DESCRIPTION
PIM23 650000	1/2" ID x 36" -4 Pack
PIM33 650003	3/4" ID x 36" -4 Pack
PIM43 650006	1" ID x 36" -4 Pack

EXTRUDED FOAM TUBES

These pre-slit extruded foam tubes slip easily over existing water pipes. They can be cut with scissors or a utility knife.



ACID CORE SOLDERS

Acid flux is contained in the wire core. No external flux is necessary. General purpose solder for sheet metal work, auto radiator repair, steel gutters, etc. Not for use in electrical applications.


SKU	CARDED	SKU	BULK
463380	20344 1 1/2 oz. 40/60	463513	20339 1 lb. 40/60
463422	20348 1/4 oz. 40/60	463521	20340 1/2 lb. 40/60



ROSIN CORE SOLDERS

Rosin flux is contained in the wire core. Designed for electrical-electronic work, flux residue is non-corrosive and non-conductive. Use on wiring in stereos, motors, appliances, auto batteries, cables, etc.

SKU	CARDED	SKU	BULK
463430	20349 1/4 lb. 40/60	472308	20341 1 lb. 40/60
463398	20345 1 1/2 oz. 40/60	472316	20342 1/2 lb. 60/40



SOLID WIRE

To be used with external flux. User determines where solder will flow by applying flux. Used for tin plate work, sheet metal seaming, and hot water heating lines. Because it is Lead Free, 95/5 is also used on potable water copper lines; DWV, heating, etc.

SKU	CARDED	SKU	BULK
463372	20343 1 1/2 oz. 50/50	463497	20337 1 lb. 50/50
463414	20347 1/4 lb. 50/50	571349	22018 1 lb. 95/5
		463505	20338 1/2 lb. 50/50

SURE-SWEAT DISSOLVABLE PIPE PLUGS



SKU No.	Mfg. No.	Size	Weight
608018	R4981	1/2"	7
608019	R4982	3/4"	
601286	097698 - Combo Pipe Plug Kit		



INSTANT SOLDER

Solder and flux in paste form. Simply brush on, assemble joint, and apply heat. Large joints should be backed with a touch of wire solder.

SKU	DESCRIPTION
463463	20352 1 1/2 oz. Instant Solder



HOBBY SOLDER — SILVER SOLDER KIT

1 oz. silver bearing solder (96% Tin, 4% Silver) and 1/2 oz. of paste flux. For soldering where high strength, shiny finish, lead-free properties, and low melting point are required, i.e. jewelry, food service equipment, refrigeration lines.

SKU	DESCRIPTION
463406	20346 Carded Silver Solder Kit

#5 PASTE FLUX



The standard by which other Fluxes are measured. Cleans and fluxes at the same time. Formulated with a high flash point, and stays in suspension under normal weather conditions and temperatures. Blended to clean surface oxidation and provides superior wetting properties which allow better solder flow. Surrounding metal is coated to help prevent copper from turning green. Effective on all metals except aluminum and stainless steel.

SKU	DESCRIPTION
463448	20350 8 oz. No. 5 Paste Flux



#11 LIQUID FLUX

Formulated with a strong cleaning agent, #11 insures a fast and effective soldering operation. No need to waste time cleaning oxidized copper tubing. May be used with all soft solders and is packaged in a non-breakable bottle with easy to use spray tip.

SKU	DESCRIPTION
463448	20351 4 oz. No. 11 Liquid Flux



SILVER BEARING SOLDER

SKU	CARDED	SIZE
390963	20367	1/2 lb
397919	20368	1 lb

SOLDER

BAR SOLDER

1-1/4lb solid bar solder for large volume jobs.

SKU NO.	MFG. NO.	CONTENT
609323	20307	50/50
609326	21306	40/60



SOIL PIPE PLASTIC LEAD FOR CAULKING JOINTS

SKU NO.	MFG. NO.	SIZE
608016	047010	8 oz.
608017	047060	pint

8



INGOT LEAD

SKU NO.	SIZE
605012	5 LB

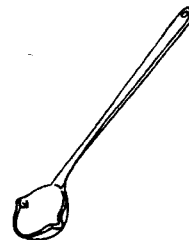
LEAD WOOL



LEAD WOOL

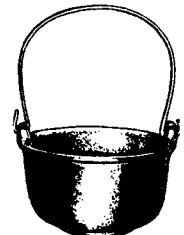
SKU NO.	SIZE
605561	1 LB.

LADLES (CAST IRON)



SKU NO.	MFG. NO.	SIZE
605078	300	3" CUP
605081	350	3 1/2" CUP
605084	404	4" CUP

MELTING POTS (CAST IRON)



SKU no.	MFG. no.	SIZE
605063	500	5"
605066	600	6"



100 Wrot Coupling

With Stop
 Copper
 to Copper



SKU NO.	Nominal Size In Inches
611895	¼
611919	⅜
611943	½
611967	⅝
612015	¾
611991	1
612039	1¼
612063	1½
612279	2
612351	3

101 Wrot Coupling

Without Stop
 Copper
 to Copper



SKU NO.	Nominal Size In Inches
612402	¼
612405	⅜
612327	½
612330	¾
612333	1
612336	1¼
612339	1½
612342	2

101-R Wrot Reducing Coupling

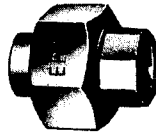
Copper
 to Copper



SKU NO.	Nominal Size In Inches
612087	⅜ x ¼
612093	½ x ⅜
612090	½ x ¼
612099	¾ x ½
612096	1 x ½
612105	1¼ x 1
612108	1½ x 1¼
612132	1½ x 1
612102	1 x ¾
612135	2 x 1½

102 Wrot Union


Copper
 to Copper



SKU NO.	Nominal Size In Inches
612204	¼
612207	⅜
612213	⅝
612210	½
612216	¾
612219	1
612222	1¼
612225	1½
612348	2

103 Wrot Female Adapter


Copper
 to Female
 N.P.T.



SKU NO.	Nominal Size In Inches
611910	¼
611934	⅜
611958	½
612030	¾
612006	1
612054	1¼
612078	1½
612273	2
612357	3

103-R Wrot Reducing Female Adapter

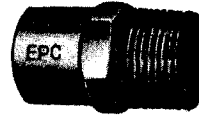
Copper
 to Female
 N.P.T.



SKU NO.	Nominal Size In Inches
612111	¼ x ⅜
612114	⅜ x ½
612129	⅝ x ¼
612120	½ x ¾
612117	½ x ⅝
612468	½ x ¼
611982	⅝ x ½
612123	¾ x ½
612126	1 x ¾

104 Wrot Male Adapter

Copper
 to Male
 N.P.T.



SKU NO.	Nominal Size In Inches
611901	¼
611925	⅜
611949	½
612021	¾
611997	1
612045	1¼
612069	1½
612285	2
612354	3

104-R Wrot Reducing Male Adapter

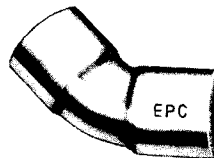
Copper
 to Male
 N.P.T.



SKU NO.	Nominal Size In Inches
612138	¼ x ⅜
612141	⅜ x ½
612147	½ x ¾
612144	½ x ⅝
611973	⅝ x ½
612153	¾ x 1
612150	¾ x ½
612156	1 x ¾

106 Wrot 45° Elbow


Copper
 to Copper



SKU NO.	Nominal Size In Inches
611913	¼
611937	⅜
611961	½
611985	⅝
612033	¾
612009	1
612057	1¼
612081	1½
612282	2
612366	3

106-2 Wrot 45° Street Elbow


Fitting to
 Copper



SKU NO.	Nominal Size In Inches
612159	¼
612162	⅜
612163	½
612165	¾
612168	1
612171	1¼
612174	1½

107-C Wrot 90° Elbow—Close Ruff

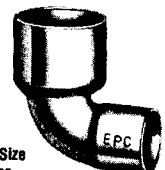
Copper
 to Copper



SKU NO.	Nominal Size In Inches
611898	¼
611922	⅜
611946	½
611970	⅝
612018	¾
611994	1
612042	1¼
612066	1½
612276	2
612360	3

107-CR Wrot 90° Reducing Elbow—Close Ruff

Copper
 to Copper




SKU NO.	Nominal Size In Inches
612381	¾ x ½
612378	½ x ⅜



107-C2
Wrot 90° Street
Elbow—Close Ruff


Fitting
 to Copper



SKU NO.	Nominal Size in Inches
611907	¼
611931	⅜
611955	½
611979	⅝
612027	¾
612003	1
612051	1¼
612075	1½
612074	2

111 Wrot Tee

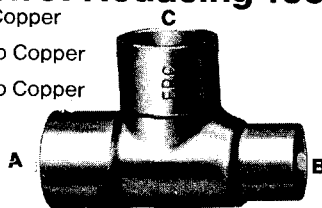
Copper
 to Copper
 to Copper



SKU NO.	Nominal Size in Inches
611904	¼
611928	⅜
611952	½
611976	⅝
612024	¾
612000	1
612048	1¼
612072	1½
612288	2
612363	3

111-R, RR or BH
Wrot Reducing Tee

Copper
 to Copper
 to Copper



SKU NO.	Nominal Size in Inches
	A B C
612180	⅝ x ⅜ x ½
612181	¾ x ⅝ x ⅝
612186	½ x ½ x ¾
612183	½ x ½ x ⅝
612195	¾ x ¾ x ½
612189	¾ x ¾ x ⅝
612177	¾ x ½ x ¾
612192	¾ x ½ x ½
612198	1 x 1 x ¾
612201	1¼ x 1¼ x ¾

116
Wrot Fitting
End Plug



For
 Fitting



SKU NO.	Nominal Size in Inches
612411	⅝
612414	½
612441	¾
612444	1

117 Wrot Tube Cap

For
 Tube
 End



SKU NO.	Nominal Size in Inches
611916	¼
611940	⅜
611964	½
611988	⅝
612036	¾
612012	1
612060	1¼
612084	1½
612345	2

118
Wrot Fitting
Reducer

Fitting
 to Copper



SKU NO.	Nominal Size in Inches
612387	⅝ x ¼
612390	½ x ⅝
612384	¾ x ½
612369	1 x ¾
612372	1¼ x 1
612373	1½ x ¾
612374	1½ x 1
612375	1½ x 1¼
612391	2 x 1
612392	2 x ¾
612393	2 x 1½

119 Wrot Flush Type
Fitting Reducer

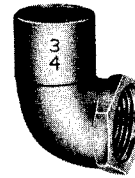
Fitting
 to Copper



SKU NO.	Nominal Size in Inches
612396	½ x ⅝
612399	¾ x ½

4707-3 90° Ell

C x F



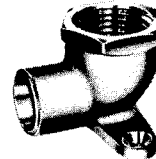
SKU NO.	Nominal Size
612312	½
612321	¾
612324	1

4707-3-R
Reducing
90° Ell

612315	½ x ¾
612318	¾ x ½

4707-3-5
90° Drop
Ell

C x F



SKU NO.	Nominal Size
612417	½
612432	¾

4707-3-5-R
Reducing
90° Drop
Ell

612429	½ x ¾
--------	-------

4707-4 90° Ell

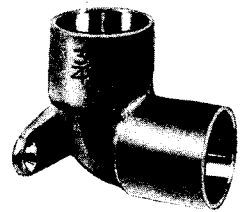
C x M



SKU NO.	Nominal Size
612228	¼
612231	⅜
612234	½
612237	⅝
612240	1
612243	1¼
612246	1½

4707-5
90° Drop Ell

C x C



SKU NO.	Nominal Size
612438	½
612435	¾

4712 Tee c

C x C x F



SKU NO.	Nominal Size
612249	⅝
612255	½
612264	¾
612270	1

4712-R Reducing
Tee


C x C x F

A B C

612252	⅝ x ⅝ x ½
612258	½ x ½ x ¾
612267	¾ x ¾ x 1
612261	¾ x ¾ x ½

4712-5 Drop Tee

C x C x F



SKU NO.	Nominal Size
612420	½

BRASS PIPE FITTINGS

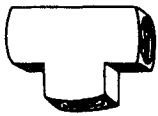
124S - 45° STREET ELBOW




Extruded brass

SKU NO.	CAT. NO.	FEM. PIPE	MALE PIPE
610314	124SA	1/8 X 1/8	
610311	124SC	1/4 X 1/4	
610308	124SE	3/8 X 3/8	
610305	124SF	1/2 X 1/2	

101 - TEE



Extruded

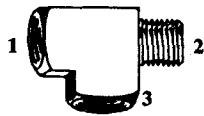


Forged

SKU NO.	CAT. NO.	FEM. PIPE
610245	101A (Forg)	1/8
610248	101C (Forg)	1/4
610251	101E (Forg)	3/8
610377	101F (Forg)	1/2
610365	101J (Cast)	3/4

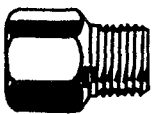
127 - TEE

FEMALE PIPE X
 MALE PIPE X
 FEMALE PIPE



SKU NO.	CAT. NO.	FEM. PIPE	MALE PIPE
610317	127A	1/8 X 1/8	
610320	127C	1/4 X 1/4	
610761	127E	3/8 X 3/8	
610773	127F	1/2 X 1/2	

120 - EXTENSION ADAPTER



SKU NO.	CAT. NO.	FEM. PIPE	MALE PIPE
610116	120A	1/8 X 1/8	
610119	120C	1/4 X 1/4	
610122	120E	3/8 X 3/8	
610125	120F	1/2 X 1/2	

REDUCING ADAPTER 120R



SKU NO.	CAT. NO.	FEM. O.D.	MALE PIPE
610128	120RCA	1/4 X 1/8	
610131	120REC	3/8 X 1/4	
610134	120RFC	1/2 X 1/4	
610137	120RFE	1/2 X 3/8	
610140	120RFF	3/4 X 1/2	

100 - 90° ELBOW



Extruded



Forged

SKU NO.	CAT. NO.	FEM. PIPE
610254	100A (Forg)	1/8
610257	100C (Forg)	1/4
610260	100E (Forg)	3/8
610263	100F (Forg)	1/2
610371	100J (Cast)	3/4

116S - 90° STREET ELBOW



Extruded

SKU NO.	CAT. NO.	FEM. PIPE	MALE PIPE
610266	116SA	1/8 X 1/8	
610269	116SC	1/4 X 1/4	
610272	116SE	3/8 X 3/8	
610275	116SF	1/2 X 1/2	
610380	116J	3/4 X 3/4	

392 - BULKHEAD COUPLING, BRASS




SKU NO.	CAT. NO.	FEM. PIPE A&B	OVER-STRAIGHT ALL LEN.	MALE PIPE THREAD
615003	392C	1/4	1&1/2	3/4-16
615006	392E	3/8	1&5/16	1.0-14
615009	392F	1/2	1&1/2	1&1/8-14

109 - PLUG SQUARE HEAD



SKU NO.	CAT. NO.	MALE PIPE
610056	109A	1/8
610059	109C	1/4
610062	109E	3/8
610065	109F	1/2
610068	109J	3/4
610071	109N	1"

109X - PLUG HEX HEAD



SKU NO.	CAT. NO.	MALE PIPE
610074	109XA	1/8
610077	109XC	1/4
610080	109XE	3/8
610083	109XF	1/2

109U - PLUG COUNTERSUNK



SKU NO.	CAT. NO.	MALE PIPE
610053	109UA*	1/8
610050	109UC*	1/4
610047	109UE*	3/8
610044	109UF*	1/2
610041	109UJ*	3/4
610038	109UN**	1"

* Hex countersunk head
 ** Squar countersunk head

110 - BUSHINGS HEX HEAD



SKU NO.	CAT. NO.	MALE PIPE	FEM. PIPE
HEX			
610002	110C	1/4 X 1/8	
610005	110E	3/8 X 1/8	
610008	110EE	3/8 X 1/4	
610014	110F	1/2 X 3/8	
610017	110FA	1/2 X 1/8	
610011	110FC	1/2 X 1/4	
610029	110J	3/4 X 1/2	
610026	110JA	3/4 X 1/8	
610023	110JC	3/4 X 1/4	
610020	110JE	3/4 X 3/8	
610035	110NF	1" X 1/2	
610032	110NJ	1" X 3/4	

103 - COUPLING



SKU NO.	CAT. NO.	FEM. PIPE
610197	103A*	1/8
610200	103C*	1/4
610203	103E*	3/8
610206	103F*	1/2
610209	103J	3/4

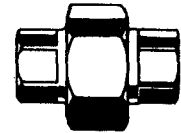
* Heavy style

119 - REDUCER COUPLING



SKU NO.	CAT. NO.	FEM. PIPE	FEM. PIPE
610212	119C	1/4 X 1/8	
610215	119E	3/8 X 1/8	
610218	119EE	3/8 X 1/4	
610221	119F	1/2 X 3/8	
610224	119FC	1/2 X 1/4	
610227	119J	3/4 X 1/2	

104 - UNION



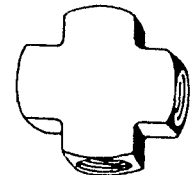
SKU NO.	CAT. NO.	FEM. PIPE
610098	104A	1/8
610101	104C	1/4
610104	104E	3/8
610107	104F	1/2
610110	104J	3/4
610113	104N	1"

108 - PIPE CAP



SKU NO.	CAT. NO.	FEM. PIPE
610086	108A	1/8
610089	108C	1/4
610092	108E	3/8
610095	108F	1/2


102 - CROSS



SKU NO.	CAT. NO.	FEM. PIPE
610230	102A	1/8
610233	102C	1/4
610236	102E	3/8
610239	102F	1/2
610242	102J	3/4



BRASS PIPE FITTINGS



CLOSE NIPPLE

YELLOW BRASS- PIPE NIPPLES

SKU NO.	MFC NO.	SIZE
610677	112A	1/8" x CLOSE
610680	117A1	1/8" x 1 1/2"
610683	117A2	1/8" x 2"
610686	117A4	1/8" x 4"
610689	112C	1/4" x CLOSE
610692	117C1	1/4" x 1 1/2"
610695	117C2	1/4" x 2"
610696	117C2-1/2	1/4" x 2 1/2"
610698	117C3	1/4" x 3"
610701	117C4	1/4" x 4"
610719	112E	3/8" x CLOSE
610707	117E1	3/8" x 1 1/2"
610710	117E2	3/8" x 2"
610713	117E3	3/8" x 3"
610716	117E4	3/8" x 4"
610704	112F	1/2" x CLOSE
610722	117F1	1/2" x 1 1/2"
610725	117F2	1/2" x 2"
610728	117F3	1/2" x 3"
610731	117F4	1/2" x 4"
610734	112J	3/4" x CLOSE
610737	117J1	3/4" x 1 1/2"
610740	117J2	3/4" x 2"
610743	117J2-1/2	3/4" x 2 1/2"
610746	117J3	3/4" x 3"
610374	117N4	1" x 4"

112X - HEX NIPPLE



SKU NO.	CAT. NO.	MALE PIPE
610668	112XA	1/8
610671	112XC	1/4
610674	112XE	3/8
610676	112XF	1/2

112R - HEX NIPPLE REDUCING SIZES



SKU NO.	CAT. NO.	MALE PIPE	MALE PIPE
610653	112RCA	1/4 X 1/8	
610663	112REA	3/8 X 1/8	
610656	112REC	3/8 X 1/4	
610659	112RFC	1/2 X 1/4	
610662	112RFE	1/2 X 3/8	
610665	112RFJ	3/4 X 1/2	

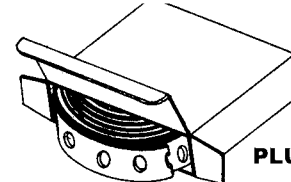


"COPPER MINNIES"

CONDUIT CLAMPS WITH HARDWARE - COPPER PLATED

SKU NO.	CAT NO.	SIZE
605888	445CO	1/2"
605889	445C1	3/4"

PERFORATED HANGER IRON

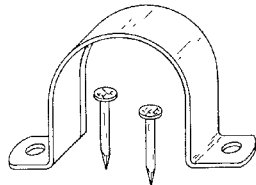


PLUMBERS STRAP

100 Foot Coils

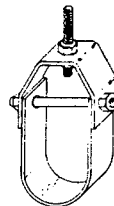
SKU 605554 524C100 24Ga. Galvanized,

STRAPS 2-Hole Copper Tubing Straps with Nails



Packed with 2 Copper Plated Nails Per Strap.

SKU	Part No.	Size	OD
605666	7904C	1/4" Tubing	3/8"
605669	7906C	3/8"	1/2"
605672	7908C	1/2"	5/8"
605678	7910C	3/4"	7/8"
605681	7912C	1" Tubing	1 1/8"
605687	7916C	1 1/2"	1 5/8"



CLEVIS HANGER - COPPER PLATED

SKU NO.	PART NO.	SIZE
605891	5601C	1/2"
605893	5602C	3/4"
605896	5603C	1"

PLUMBERS STRAP STEEL PERFORATED HANGER STRAP

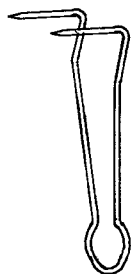


SKU 605557 524GD 24Ga. Galvanized, -10' Coils
 612471 3/4" wide Copper clad 10' Roll

CLEVIS HANGERS - STANDARD

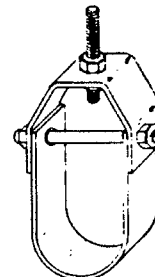
SKU Number	Part Number	Size
605503	5543	1/2" IPS
605506	5544	3/4" IPS
605509	5545	1" IPS
605512	5546	1 1/4" IPS
605515	5547	1 1/2" IPS
605518	5548	2" IPS
605521	5549	2 1/2" IPS
605524	5550	3" IPS
605527	5552	4" IPS
605551	5553	5" IPS
605530	5554	6" IPS

Brite Basic Wire.



SKU Number	Figure Number	Product Description
605533	6114	1/2" x 4 .840 OD
605536	6116	1/2" x 6 .840 OD
605539	6124	3/4" x 4 1.050 OD
605542	6126	3/4" x 6 1.050 OD
605545	6116C	1/2" x 6 5/8" OD
605548	6126C	3/4" x 6 7/8" OD

Coppered Wire.



FLARED BRASS FITTINGS (45° FLARE)

41 - NUT, SHORT



SKU NO.	CAT. NO.	TUBE O.D.
609303	41B	3/16
609306	41C	1/4
609309	41D	5/16
609312	41E	3/8
609315	41F	1/2
609318	41H	5/8
609321	41J	3/4

141 - NUT, ROD LONG



SKU NO.	CAT. NO.	TUBE O.D.
609375	141E	3/8

NS4 - NUT, FORGED SHORT



SKU NO.	CAT. NO.	TUBE O.D.
609342	NS4B	3/16
609339	NS4C	1/4
609330	NS4E	3/8
609336	NS4H	5/8
609345	NS4M	7/8

Reducing Sizes

SKU NO.	CAT. NO.	FITTING	TUBE O.D.
609327	NS4EC	3/8 X	1/4
609333	NS4FE	1/2 X	3/8
609324	NS4HF	5/8 X	1/2

N5 - CAP, FLARE



SKU NO.	CAT. NO.	TUBE O.D.
609645	N5B	3/16
609648	N5C	1/4
609651	N5D	5/16
609654	N5E	3/8
609657	N5F	1/2
609660	N5H	5/8
609663	N5J	3/4

P2 - PLUG



SKU NO.	CAT. NO.	TUBE O.D.
609630	P2C	1/4
609633	P2D	5/16
609636	P2E	3/8
609639	P2F	1/2
609642	P2H	5/8

400 - ELBOW (90°) INV.



HEAVY PATTERN INV. FLARE

SKU NO.	CAT. NO.	TUBE O.D.	MALE PIPE
610758	402CC	1/4 X	1/4

US4 - SWIVEL FORGED NUTS



SKU NO.	CAT. NO.	TUBE O.D.
610347	US4C	1/4
610350	US4D	5/16
610353	US4E	3/8
610356	US4F	1/2
610359	US4H	5/8

42 - UNION



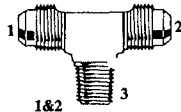
SKU NO.	CAT. NO.	TUBE O.D.
609378	42B	3/16
609348	42C	1/4
609351	42D	5/16
609354	42E	3/8
609357	42F	1/2
609360	42H	5/8
609363	42J	3/4

G42 - UNION REDUCING SIZES



SKU NO.	CAT. NO.	TUBE O.D.	TUBE O.D.
609372	G42EC	3/8 X	1/4
609369	G42FE	1/2 X	3/8
609366	G42HF	5/8 X	1/2

45 - MALE BRANCH TEE



SKU No.	CAT. No.	TUBE O.D.	MALE PIPE
609420	45C	1/4 X	1/8
609414	45CC	1/4 X	1/4
609423	45CE	1/4 X	3/8
609417	45DD	5/16 X	1/4
609408	45EE	3/8 X	1/4
609411	45EEE	3/8 X	3/8
609426	45EF	3/8 X	1/2
609405	45F	1/2 X	3/8
609402	45FF	1/2 X	1/2
609399	45H	5/8 X	1/2

46NEW - NEW GAS CONNECTOR

15/16 FLARE X FEMALE PIPE THREAD



SKU NO.	CAT. NO.	TUBE O.D.	FEM. PIPE
610824	46NEW-H	5/8 X	1/2
610827	46NEW-HJ	5/8 X	3/4

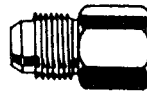
48NEW - NEW GAS CONNECTOR

15/16 FLARE X MALE PIPE THREAD



SKU NO.	CAT. NO.	TUBE O.D.	MALE PIPE
610831	48NEW-H	5/8 X	1/2
610834	48NEW-HJ	5/8 X	3/4

46 - FEMALE CONNECTOR



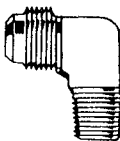
SKU NO.	CAT. NO.	TUBE O.D.	FEM. PIPE
609579	46C	1/4 X	1/8
609582	46CC	1/4 X	1/4
609585	46DD	5/16 X	1/4
609594	46EE	3/8 X	1/4
609591	46EEE	3/8 X	3/8
609597	46EF	3/8 X	1/2
609609	46EJ	3/8 X	3/4
609618	46F	1/2 X	3/8
609588	46FC	1/2 X	1/4
609603	46FF	1/2 X	1/2
609612	46FJ	1/2 X	3/4
609606	46H	5/8 X	1/2
609600	46HE	5/8 X	3/8
609615	46HJ	5/8 X	3/4
609624	46JJ	3/4 X	3/4
609621	46MJ	7/8 X	3/4

48 - MALE CONNECTOR



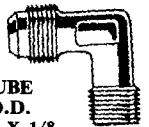
SKU NO.	CAT. NO.	TUBE O.D.	MALE PIPE
609507	48B	3/16 X	1/8
609510	48BB	3/16 X	1/4
609513	48C	1/4 X	1/8
609516	48CC	1/4 X	1/4
609525	48CE	1/4 X	3/8
609549	48CF	1/4 X	1/2
609522	48D	5/16 X	1/8
609519	48DD	5/16 X	1/4
609531	48DE	5/16 X	3/8
609534	48E	3/8 X	1/8
609528	48EE	3/8 X	1/4
609537	48EEE	3/8 X	3/8
609540	48EF	3/8 X	1/2
609555	48EJ	3/8 X	3/4
609543	48F	1/2 X	3/8
609552	48FC	1/2 X	1/4
609546	48FF	1/2 X	1/2
609561	48FJ	1/2 X	3/4
609558	48H	5/8 X	1/2
609564	48HE	5/8 X	3/8
609567	48HJ	5/8 X	3/4
609576	48J	3/4 X	1/2
609573	48J	3/4 X	3/4
609570	48MJ	7/8 X	3/4

49 - MALE ELBOW



SKU NO.	CAT. NO.	TUBE O.D.	MALE PIPE
609447	49C	1/4 X	1/8
609453	49CC	1/4 X	1/4

49 - MALE ELBOW




SKU NO.	CAT. NO.	TUBE O.D.
609450	49D	5/16 X 1/8
609459	49DD	5/16 X 1/4
609456	49E	3/8 X 1/8
609462	49EE	3/8 X 1/4
609465	49EEE	3/8 X 3/8
609468	49EF	3/8 X 1/2
609471	49F	1/2 X 3/8
609474	49FF	1/2 X 1/2
609477	49H	5/8 X 1/2
609483	49HE	5/8 X 3/8
609480	49HJ	5/8 X 3/4

50 - FEMALE ELBOW



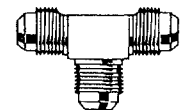
SKU NO.	CAT. NO.	TUBE O.D.	FEM. PIPE
609489	54EEE	3/8 X	3/8
609492	54EF	3/8 X	1/2
609498	50F	1/2 X	3/8
609495	54FF	1/2 X	1/2
609501	54FJ	1/2 X	3/4
609486	54H	5/8 X	1/2
609504	54HJ	5/8 X	3/4

55 - UNION ELBOW



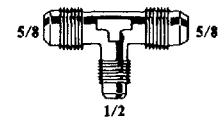
SKU NO.	CAT. NO.	TUBE O.D.
609429	55C	1/4
609432	55D	5/16
609435	55E	3/8
609438	55F	1/2
609441	55H	5/8
609444	55M	7/8

44 - TEE



SKU NO.	CAT. NO.	TUBE O.D.
609381	44C	1/4
609384	44D	5/16
609387	44E	3/8
609390	44F	1/2
609393	44H	5/8

TEE REDUCING



609396 G44HHF 5/8X5/8 X1/2

105 - INVERTED FLARE NUT




SKU NO.	CAT. NO.	TUBE O.D.
610752	105C	1/4

402 - MALE INV. CONNECTOR



SKU NO.	CAT. NO.	TUBE O.D.	MALE PIPE
610755	200CC	1/4 X	1/4

**64 - TEE
L64**



SKU NO.	CAT. NO.	TUBE O.D.
609777	64A	1/8
609780	64B	3/16
609783	64C	1/4
609786	64D	5/16
609789	64E	3/8
609792	64F*	1/2
609795	64H*	5/8
609798	64J	3/4
609801	64M	7/8

* Heavy style

SKU NO.	CAT. NO.	Reducing Sizes		
		1	2	3
		TUBE O.D.		
610329	64EEC	3/8 X 3/8	X 1/4	
610326	64FFE	1/2 X 1/2	X 3/8	

CAP FOR FITTING



USE WITH #60 SLEEVE

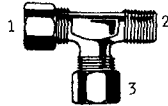
SKU NO.	CAT. NO.	TUBE O.D.
609301	61C-CAP	1/4"
609302	61E-CAP	3/8"

CONTROL NUT FOR THERMOSTATS BREAKAWAY SLEEVE



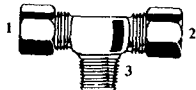
SKU NO.	CAT. NO.	TUBE O.D.
610749	81LC	1/4"

71 - MALE RUN TEE



SKU NO.	CAT. NO.	TUBE MALE	
		O.D.	PIPE
610332	71C	1/4 X	1/8
610335	71CC	1/4 X	1/4
610338	71EE	3/8 X	1/4
610341	71EEE	3/8 X	3/8
610344	71FF	1/2 X	1/2
610323	71H	5/8 X	1/2

72 - TEE WITH MALE PIPE



SKU NO.	CAT. NO.	TUBE MALE	
		O.D.	PIPE
610284	72C	1/4 X	1/8
610287	72CC	1/4 X	1/4
610290	72EE	3/8 X	1/4
610293	72EEE	3/8 X	3/8
610302	72F	1/2 X	3/8
610296	72FF	1/2 X	1/2
610299	72H	5/8 X	1/2

60 - SLEEVE STANDARD BRASS



SKU NO.	CAT. NO.	TUBE O.D.
609666	60A	1/8
609669	60B	3/16
609672	60C	1/4
609675	60D	5/16
609678	60E	3/8
609681	60F*	1/2
609684	60H*	5/8
609687	60J	3/4
609690	60M	7/8

460 - SLEEVE



SKU NO.	CAT. NO.	TUBE O.D.
609720	460C	1/4
609723	460D	5/16
609726	460E	3/8
609729	460F	1/2
609732	460H	5/8

461 - INSERT BRASS TUBE SUPPORT



SKU NO.	CAT. NO.	PLASTIC TUBING O.D.	I.D.
609735	461C	1/4" X	.170
609738	461D	5/16" X	.187
609741	461E	3/8" X	.250
609744	461F	1/2" X	.375
609747	461H*	5/8" X	.500

61 - NUT STANDARD



SKU NO.	CAT. NO.	TUBE O.D.
609693	61A	1/8
609696	61B	3/16
609699	61C	1/4
609702	61D	5/16
609705	61E	3/8
609708	61F*	1/2
609711	61H*	5/8
609714	61J	3/4
609717	61M	7/8

*Heavy Style

62 - UNION



SKU NO.	CAT. NO.	TUBE O.D.
609750	62A	1/8
609753	62B	3/16
609756	62C	1/4
609759	62D	5/16
609762	62E	3/8
609765	62F*	1/2
609768	62H*	5/8
609771	62J	3/4
609774	62M	7/8

*Heavy Style

Reducing



BRASS

SKU NO.	CAT. NO.	TUBE O.D.	TUBE O.D.
610146	62RDC	5/16 X	1/4
610143	62REC	3/8 X	1/4
610149	62RFE	1/2 X	3/8
610152	L62RHE	5/8 X	3/8
610153	L62RHF	5/8 X	1/2

68 - MALE CONNECTOR




SKU NO.	CAT. NO.	TUBE O.D.	MALE PIPE
609879	68A	1/8 X	1/8
609882	68B	3/16 X	1/8
609885	68C	1/4 X	1/8
609888	68CC	1/4 X	1/4
609918	68CE	1/4 X	3/8
609924	68CF	1/4 X	1/2
609891	68D	5/16 X	1/8
609894	68DD	5/16 X	1/4
609897	68E	3/8 X	1/8
609900	68EE	3/8 X	1/4
609903	68EEE	3/8 X	3/8
609906	68EF*	3/8 X	1/2
609939	68EJ	3/8 X	3/4
609909	68F*	1/2 X	3/8
609921	68FC	1/2 X	1/4
609912	68FF*	1/2 X	1/2
609915	68H*	5/8 X	1/2
609936	68HE	5/8 X	3/8
609933	68HJ*	5/8 X	3/4
609930	68J	3/4 X	1/2
609927	68JJ	3/4 X	3/4
609945	68MF	7/8 X	1/2
609942	68MJ	7/8 X	3/4

66 - FEMALE CONNECTOR



SKU NO.	CAT. NO.	TUBE O.D.	FEM. PIPE
609948	66A	1/8 X	1/8
609951	66BB	3/16 X	1/4
609954	66C	1/4 X	1/8
609957	66CC	1/4 X	1/4
609960	66D	5/16 X	1/8
609963	66DD	5/16 X	1/4
609966	66E	3/8 X	1/8
609969	66EE	3/8 X	1/4
609972	66EEE	3/8 X	3/8
609975	66EF	3/8 X	1/2
609981	66F*	1/2 X	3/8
609978	66FF*	1/2 X	1/2
609987	66H*	5/8 X	1/2
609984	66HE	5/8 X	3/8
609990	66HJ*	5/8 X	3/4
609993	66JJ	3/4 X	3/4
609996	66MF	7/8 X	1/2
609999	66MJ	7/8 X	3/4


69 - MALE ELBOW



SKU NO.	CAT. NO.	TUBE O.D.	MALE PIPE
609804	69B	3/16 X	1/8
609807	69C	1/4 X	1/8
609810	69CC	1/4 X	1/4
609813	69CE	1/4 X	3/8
609816	69D	5/16 X	1/8
609819	69DD	5/16 X	1/4
609822	69E	3/8 X	1/8
609825	69EE	3/8 X	1/4
609828	69EEE	3/8 X	3/8
609831	69EF	3/8 X	1/2
609834	69F*	1/2 X	3/8
609843	69FF*	1/2 X	1/2
609840	69H*	5/8 X	1/2
609837	69HE	5/8 X	3/8
609846	69HJ	5/8 X	3/4
609849	69JJ	3/4 X	3/4
609852	69MJ	7/8 X	3/4

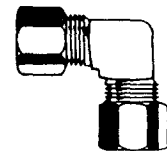
* Heavy style

70 - FEMALE CONNECTOR



SKU NO.	CAT. NO.	TUBE O.D.	FEM. PIPE
610176	70A	1/8 X	1/8
610179	70B	3/16 X	1/8
610182	70C	1/4 X	1/8
610185	70CC	1/4 X	1/4
610188	70CE	1/4 X	3/8
610191	70CF	1/4 X	1/2
610194	70D	5/16 X	1/8
610155	70DD	5/16 X	1/4
610158	70E	3/8 X	1/8
610161	70EE	3/8 X	1/4
610164	70EEE	3/8 X	3/8
610167	70EF	3/8 X	1/2
610170	70F	1/2 X	3/8
610173	70FF	1/2 X	1/2

65 - ELBOW L65 UNION




SKU NO.	CAT. NO.	TUBE O.D.
609855	65B	3/16
609858	65C	1/4
609861	65D	5/16
609864	65E	3/8
609867	65F*	1/2
609870	65H*	5/8
609873	65J	3/4
610281	65M	7/8

* Heavy style

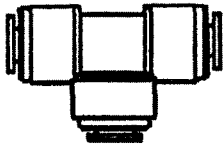
INSTA-PUSH PLASTIC TUBE FITTINGS

NY62 - UNION



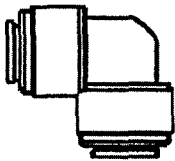
SKU NO.	CAT NO.	TUBE OD
610835	NY62C	1/4"
610836	NY62E	3/8"
610837	NY62F	1/2"

NY64 - UNION TEE




SKU NO.	CAT NO.	TUBE OD
610838	NY64C	1/4"
610839	NY64E	3/8"
610840	NY64F	1/2"

NY65 - UNION 90° ELBOW



SKU NO.	CAT NO.	TUBE OD
610841	NY65C	1/4"
610842	NY65E	3/8"
610843	NY65F	1/2"

NY69 - 90° MALE ELBOW



SKU NO.	CAT NO.	TUBE O.D.	MALE PIPE
610850	NY69C	1/4"	1/8"
610851	NY69CC	1/4"	1/4"
610852	NY69EE	3/8"	1/4"

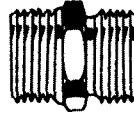
NY68 - MALE CONNECTOR



SKU NO.	CAT NO.	TUBE OD	MALE PIPE
610844	NY68C	1/4"	1/8"
610845	NY68CC	1/4"	1/4"
610846	NY68E	3/8"	1/8"
610847	NY68EE	3/8"	1/4"
610848	NY68F	1/2"	3/8"
610849	NY68FF	1/2"	1/2"


GARDEN HOSE FITTINGS

748 - MALE GARDEN HOSE X MALE PIPE



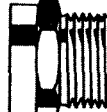
SKU NO.	CAT NO.	MALE GH	MALE PIPE
610791	748JF	3/4 X 1/2	
610788	748JJF	3/4 X 3/4	

757 - MALE GARDEN HOSE X MALE GARDEN HOSE



SKU NO.	CAT NO.	MALE GH	MALE GH
610797	757JJ	3/4 X 3/4	

746 - MALE GARDEN HOSE X FEMALE PIPE



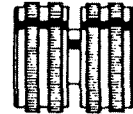
SKU NO.	CAT NO.	MALE GH	FEM. PIPE
610800	746JF	3/4 X 1/2	
610803	746JJ	3/4 X 3/4	

758 - FEMALE GARDEN HOSE X MALE PIPE



SKU NO.	CAT NO.	FEM. GH	MALE PIPE
610804	758JF	3/4 X 1/2	
610805	758JJ	3/4 X 3/4	
610806	758JJF*	3/4 X 3/4	

703S - SWIVEL UNION



SKU NO.	CAT NO.	SWIVEL GH	SWIVEL GH
610815	703SJJ	3/4 X 3/4	

756S - SWIVEL FEMALE GARDEN HOSE NUT X FEMALE PIPE



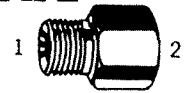
SKU NO.	CAT NO.	SWIVEL RIGID GH	FEM. NUT PIPE
610809	756SJJ	3/4 X 1/2	
610812	756SJJ	3/4 X 3/4	

761 - NUT GARDEN HOSE



SKU NO.	CAT NO.	FEM. GH
610818	761J	3/4

230 - STRAIGHT MALE PIPE WITH BALL SEAT X TAPER FEM. PIPE



SKU NO.	CAT NO.	STRGT TAPER MALE PIPE	FEM. PIPE
610560	230CE	1/4 X 3/8	
610563	230EE	3/8 X 1/4	
610779	230EEE	3/8 X 3/8	

WHERE TO GET IT?
If you can't find it
in our catalog check us
out at our website:
addisononline.com
or e-mail us at:
abmsls@aol.com

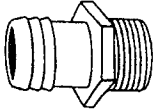
BRASS & NYLON BARB FITTINGS

220 - HOSE BARB X MALE PIPE



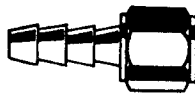
SKU NO.	CAT. NO.	HOSE I.D.	MALE PIPE
610476	220A	1/8 X	1/8
610479	220AC	1/8 X	1/4
610482	220C	1/4 X	1/8
610485	220CC	1/4 X	1/4
610776	220CE	1/4 X	3/8
610488	220D	5/16 X	1/8
610491	220DD	5/16 X	1/4
610494	220E	3/8 X	1/8
610497	220EE	3/8 X	1/4
610500	220EEE	3/8 X	3/8
610509	220EF	3/8 X	1/2
610506	220F	1/2 X	3/8
610503	220FC	1/2 X	1/4
610512	220FF	1/2 X	1/2

NY220 - NYLON



SKU NO.	CAT. NO.	HOSE I.D.	MALE PIPE
610470	NY220BB	3/16 X	1/4
610467	NY220CC	1/4 X	1/4
610464	NY220CE	1/4 X	3/8
610461	NY220CF	1/4 X	1/2
610458	NY220DD	5/16 X	1/4
610455	NY220EE	3/8 X	1/4
610452	NY220EEE	3/8 X	3/8
610449	NY220EF	3/8 X	1/2
610443	NY220F	1/2 X	3/8
610440	NY220FC	1/2 X	1/4
610446	NY220FF	1/2 X	1/2
610514	220H	5/8 X	1/2

221 - HOSE BARB X FEMALE PIPE



SKU NO.	CAT. NO.	HOSE I.D.	FEMALE PIPE
610568	221CE	1/4"	3/8"
610570	221E	3/8"	1/8"
610571	221EE	3/8"	1/4"
610573	221EF	3/8"	1/2"
610574	221F	1/2"	3/8"
610576	221FC	1/2"	1/4"
610577	221FF	1/2"	1/2"

222 - SPLICER



SKU NO.	CAT. NO.	HOSE I.D.
610515	222C	1/4
610518	222D	5/16
610521	222E	3/8
610524	222F	1/2

227 - HOSE BARB WITH FLAT SEAT & WASHER X STRAIGHT FEM. PIPE SWIVEL



SKU NO.	CAT. NO.	HOSE I.D.	PIPE THD.
610548	227EE	3/8 X	1/4

221 - HOSE BARB X FEMALE PIPE



SKU NO.	CAT. NO.	HOSE I.D.	FEM. PIPE
610567	221C	1/4 X	1/8
610566	221CC	1/4 X	1/4
610785	221EEE	3/8 X	3/8

220 - HOSE BARB X MALE PIPE



SKU NO.	CAT. NO.	HOSE I.D.	MALE PIPE
610516	220JJ	3/4"	3/4"

NY222 NYLON

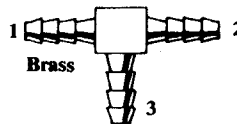
SKU NO.	CAT. NO.	HOSE I.D.	HOSE I.D.
610437	NY222B	3/16 X	3/16
610434	NY222C	1/4 X	1/4
610431	NY222D	5/16 X	5/16
610428	NY222E	3/8 X	3/8
610427	NY222F	1/2 X	1/2

225 - HOSE BARB BALL SEAT X STRAIGHT FEMALE PIPE SWIVEL



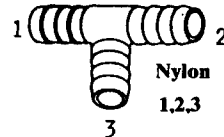
SKU NO.	CAT. NO.	HOSE I.D.	STRTG PIPE
610527	225CC	1/4 X	1/4
610530	225EE	3/8 X	1/4

125 - TEE



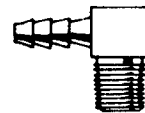
SKU NO.	CAT. NO.	HOSE I.D.
610473	125C	1/4
610475	125E	3/8

NY125 - NYLON HOSE BARB TEE




SKU NO.	CAT. NO.	HOSE I.D.
610425	NY125B	3/16
610422	NY125C	1/4
610419	NY125D	5/16
610416	NY125E	3/8
610426	NY125F	1/2

220L - 90° ELBOW HOSE BARB X MALE PIPE



SKU NO.	CAT. NO.	HOSE I.D.	MALE PIPE
610764	220LCC	1/4 X	1/4
610782	220LFF	1/2 X	1/2

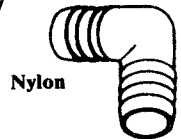
NYLON



SKU NO.	CAT. NO.	HOSE I.D.	MALE PIPE
---------	----------	-----------	-----------

610413	NY220LBB	3/16 X	1/4
610410	NY220LCC	1/4 X	1/4
610407	NY220LCE	1/4 X	3/8
610401	NY220LEE	3/8 X	1/4
610767	NY220LEEE	3/8 X	3/8
610395	NY220LEF	3/8 X	1/2
610392	NY220LF	1/2 X	3/8
610389	NY220LFC	1/2 X	1/4
610770	NY220LFF	1/2 X	1/2

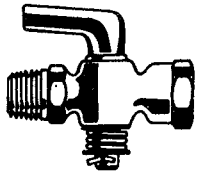
NY235 - NYLON HOSE BARB ELBOW



SKU NO.	CAT. NO.	HOSE I.D.	HOSE I.D.
610386	NY235C	1/4 X	1/4
610383	NY235E	3/8 X	3/8

BRASS PIPE SHUT-OFFS

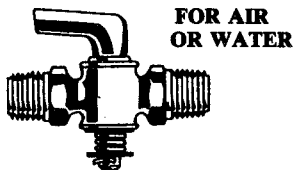
**148 - SHUT OFF
 COCK MALE PIPE X
 FEM. PIPE**



FOR AIR OR WATER ONLY
 30 PSI MAX.

SKU NO.	CAT. NO.	MALE PIPE	FEM. PIPE
610599	148A	1/8 X 1/8	
610596	148C	1/4 X 1/4	
610593	148E	3/8 X 3/8	

**176 - SHUT OFF
 COCK MALE PIPE
 BOTH ENDS**

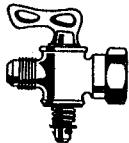


FOR AIR
 OR WATER

30 PSI MAX.

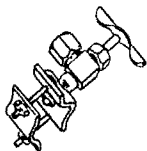
SKU NO.	CAT. NO.	MALE PIPE
610617	176A	1/8
610614	176C	1/4
610611	176E	3/8

**31 - SHUT OFF
 MALE FLARE X FEM. PIPE**



SKU NO.	CAT. NO.	TUBE O.D.	FEM. PIPE
610650	31EF-ST-AGA	3/8X1/2	


**Self-Tapping
 Compression
 Saddle Valve**



- Brass.
- Perfect for icemakers.
- Fits 3/8", 1/2" or 3/4" copper tubing.

SKU NO.	CAT. NO.
611437	3514P

**131 - SHUT-OFF
 COCK FEM. PIPE**




30 PSI MAX.
 FOR AIR OR WATER ONLY
 AGA ONLY FOR GAS**
 15 PSI MAX. NON-AGA
 3 PSI MAX. AGA

SKU NO.	CAT. NO.	FEM. PIPE
610608	131A	1/8
610605	131C	1/4
610602	131E	3/8

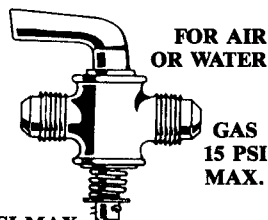
**106K - NEEDLE
 VALVE
 COMPRESSION TUBE**

150 PSI MAX.



SKU NO.	CAT. NO.	TUBE O.D.
610587	106KC	1/4
610590	106KE	3/8

**28S - SHUT OFF
 COCK MALE FLARE
 X MALE FLARE**



FOR AIR
 OR WATER

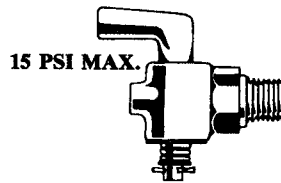
GAS
 15 PSI
 MAX.

30 PSI MAX.
 3 PSI MAX. AGA

SKU NO.	CAT. NO.	TUBE O.D.
610644	28SC	1/4
610641	28SE	3/8
610638	28SF	1/2

BRASS DRAIN

**7L - DRAIN
 COCK LEVEL
 HANDLE**



15 PSI MAX.

"Open" flow illustrated

SKU NO.	CAT. NO.	MALE PIPE
610620	7LC	1/4

**1K - DRAIN
 COCK ALL
 BRASS
 INTERNAL SEAT**

150 PSI MAX.

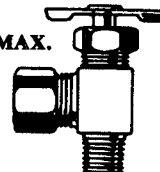


SKU NO.	CAT. NO.	MALE PIPE
610632	1KA	1/8
610629	1KC	1/4
610626	1KE	3/8
610623	1KF	1/2

**NEEDLE VALVES
 DO NOT USE WITH GAS
 COMPRESSION**

**103K - NEEDLE
 VALVE
 COMPRESSION TUBE X
 MALE PIPE**

150 PSI MAX.



SKU NO.	CAT. NO.	TUBE O.D.	MALE PIPE
610569	103KC	1/4 X 1/8	
610581	103KCC	1/4 X 1/4	
610575	103KD	5/16 X 1/8	
610584	103KE	3/8 X 1/8	

COMPRESSION

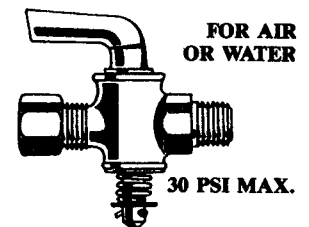
**104K - NEEDLE
 VALVE
 COMPRESSION TUBE X
 MALE PIPE**

150 PSI MAX.



SKU NO.	CAT. NO.	TUBE O.D.	MALE PIPE
610572	104KCC	1/4 X 1/4	

**27 - SHUT OFF
 COCK COMPRESSION
 TUBE X MALE PIPE**

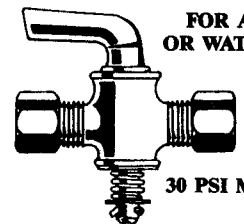


FOR AIR
 OR WATER

30 PSI MAX.

SKU NO.	CAT. NO.	TUBE O.D.	MALE PIPE
610635	27CC	1/4 X 1/4	

**28 - SHUT OFF
 COCK COMPRESSION
 TUBE BOTH ENDS**



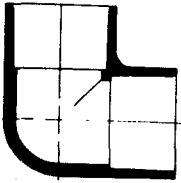
FOR AIR
 OR WATER

30 PSI MAX.

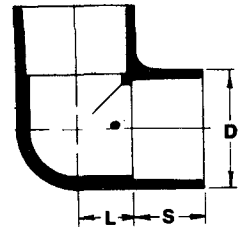
SKU NO.	CAT. NO.	TUBE O.D.
610647	28C	1/4

PVC Schedule 80 fittings

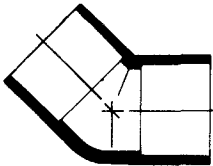
90° ELBOW Slip × Slip



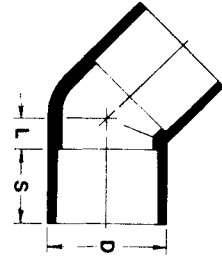
SKU NO.	PART NO.	UNIV. NO.	SIZE	L	S	D
607600	C07100	806-005	1/2	9/16	1 1/16	1 9/32
607621	C08100	806-007	3/4	5/8	1 3/32	1 1/2
607644	C10100	806-010	1	45/64	1 11/32	1 13/16
607667	C14100	806-012	1 1/4	29/32	1 27/64	2 13/64
607691	C17100	806-015	1 1/2	1 3/32	1 5/8	2 1/2
607714	C20100	806-020	2	1 5/16	1 3/4	3



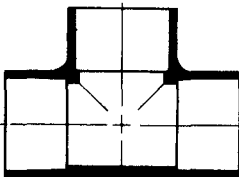
45° ELBOW Slip × Slip



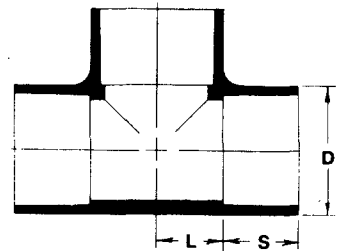
607603	C07110	817-005	1/2	5/16	1 1/16	1 9/32
607624	C08110	817-007	3/4	3/8	1 1/8	1 1/2
607647	C10110	817-010	1	3/8	1 5/16	1 13/16
607671	C14110	817-012	1 1/4	7/16	1 1/4	2 13/64
607694	C17110	817-015	1 1/2	1/2	1 5/8	2 1/2
607717	C20110	817-020	2	5/8	1 13/16	3



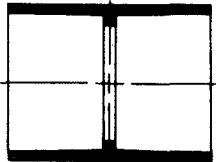
TEE All Slip



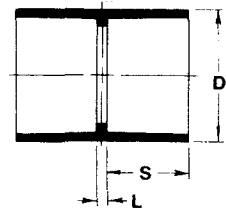
607606	C07120	801-005	1/2	1/2	1 1/16	1 9/32
607627	C08120	801-007	3/4	5/8	1 1/8	1 1/2
607651	C10120	801-010	1	3/4	1 5/16	1 13/16
607674	C14120	801-012	1 1/4	7/8	1 7/16	2 13/64
607697	C17120	801-015	1 1/2	1	1 11/16	2 1/2
607721	C20120	801-020	2	1 5/16	1 3/4	3



COUPLING Slip × Slip



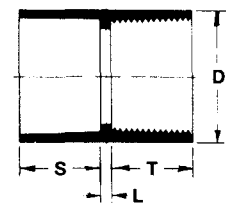
607609	C07140	829-005	1/2	1/8	15/16	1 9/32
607631	C08140	829-007	3/4	1/8	1	1 1/2
607654	C10140	829-010	1	3/16	1 3/16	1 13/16
607677	C14140	829-012	1 1/4	1/8	1 5/16	2 13/64
607701	C17140	829-015	1 1/2	3/16	1 3/8	2 1/2
607724	C20140	829-020	2	3/16	1 1/2	3



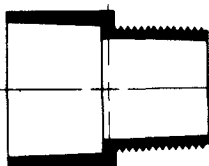
FEMALE ADAPTER Slip × FPT



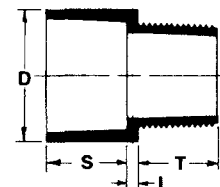
607634	C08151	835-007	3/4	1/8	1	1	1 1/2
607657	C10151	835-010	1	3/16	1 3/16	1 3/16	1 13/16
607681	C14151	835-012	1 1/4	1/8	1 5/16	1 5/16	2 13/64
607704	C17151	835-015	1 1/2	3/16	1 3/8	1 3/8	2 1/2
607727	C20151	835-020	2	3/16	1 1/2	1 1/2	3
607612	C07151	835-025	2 1/2	3/16	2 1/4	2 1/4	3 9/16



MALE ADAPTER Slip × MPT



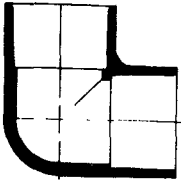
607615	C07150	836-005	1/2	3/16	7/8	9/16	1 1/4
607637	C08150	836-007	3/4	3/16	1	9/16	1 3/8
607661	C10150	836-010	1	3/16	1 3/8	1 3/16	1 3/4
607684	C14150	836-012	1 1/4	3/16	1 5/8	3/4	2 1/8
607707	C17150	836-015	1 1/2	5/16	1 1/2	1 1/16	2 3/8
607731	C20150	836-Q20	2	5/16	1 7/8	1 1/16	2 7/8



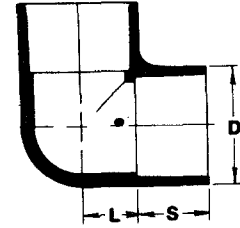
8

PVC Schedule 80 fittings

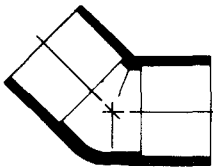
90° ELBOW
Slip × Slip



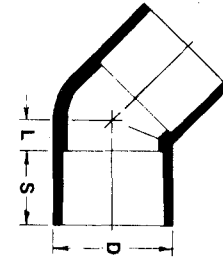
SKU NO.	PART NO.	UNIV. NO.	SIZE	L	S	D
607600	C07100	806-005	1/2	9/16	1 1/16	1 9/32
607621	C08100	806-007	3/4	5/8	1 3/32	1 1/2
607644	C10100	806-010	1	45/64	1 11/32	1 13/16
607667	C14100	806-012	1 1/4	29/32	1 27/64	2 13/64
607691	C17100	806-015	1 1/2	1 3/32	1 5/8	2 1/2
607714	C20100	806-020	2	1 5/16	1 3/4	3



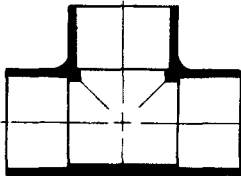
45° ELBOW
Slip × Slip



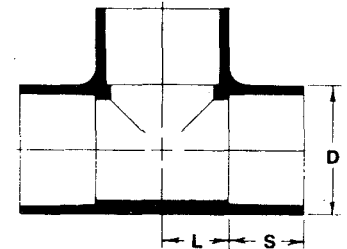
607603	C07110	817-005	1/2	5/16	1 1/16	1 9/32
607624	C08110	817-007	3/4	3/8	1 1/8	1 1/2
607647	C10110	817-010	1	3/8	1 5/16	1 13/16
607671	C14110	817-012	1 1/4	7/16	1 1/4	2 13/64
607694	C17110	817-015	1 1/2	1/2	1 5/8	2 1/2
607717	C20110	817-020	2	5/8	1 13/16	3



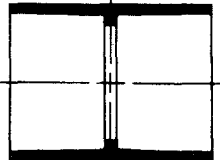
TEE
All Slip



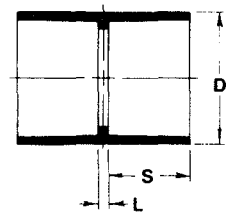
607606	C07120	801-005	1/2	1/2	1 1/16	1 9/32
607627	C08120	801-007	3/4	5/8	1 1/8	1 1/2
607651	C10120	801-010	1	3/4	1 5/16	1 13/16
607674	C14120	801-012	1 1/4	7/8	1 7/16	2 13/64
607697	C17120	801-015	1 1/2	1	1 11/16	2 1/2
607721	C20120	801-020	2	1 5/16	1 3/4	3



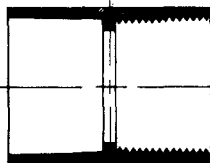
COUPLING
Slip × Slip



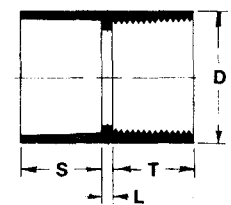
607609	C07140	829-005	1/2	1/8	15/16	1 9/32
607631	C08140	829-007	3/4	1/8	1	1 1/2
607654	C10140	829-010	1	3/16	1 3/16	1 13/16
607677	C14140	829-012	1 1/4	1/8	1 5/16	2 13/64
607701	C17140	829-015	1 1/2	3/16	1 3/8	2 1/2
607724	C20140	829-020	2	3/16	1 1/2	3



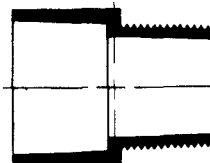
FEMALE ADAPTER
Slip × FPT



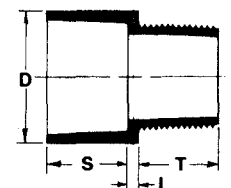
607634	C08151	835-007	3/4	1/8	1	1	1 1/2
607657	C10151	835-010	1	3/16	1 3/16	1 3/16	1 13/16
607681	C14151	835-012	1 1/4	1/8	1 5/16	1 5/16	2 13/64
607704	C17151	835-015	1 1/2	3/16	1 3/8	1 3/8	2 1/2
607727	C20151	835-020	2	3/16	1 1/2	1 1/2	3
607612	C07151	835-025	2 1/2	3/16	2 1/4	2 1/4	3 9/16



MALE ADAPTER
Slip × MPT




607615	C07150	836-005	1/2	3/16	7/8	9/16	1 1/4
607637	C08150	836-007	3/4	3/16	1	9/16	1 3/8
607661	C10150	836-010	1	3/16	1 3/8	13/16	1 3/4
607684	C14150	836-012	1 1/4	3/16	1 5/8	3/4	2 1/8
607707	C17150	836-015	1 1/2	5/16	1 1/2	1 1/16	2 3/8
607731	C20150	836-020	2	5/16	1 7/8	1 1/16	2 7/8



8

PVC Schedule 80 fittings



PVC BULKHEAD FITTINGS

SKU NO.	PART NO.	PIPE SIZE
613010	BF10050TXT	1/2"
613012	BF10075TXT	3/4"
613014	BF10100TXT	1"
613016	BF10125TXT	1 1/4"
613018	BF10150TXT	1 1/2"
613020	BF10200TXT	2"



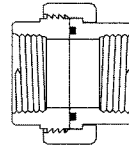
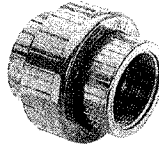
PVC SCHEDULE 80 PIPE NIPPLES

SKU NO.	PART NO.	PIPE SIZE
338905	365908	1/2" -CLOSE
339838	365916	1/2" x 1 1/2"
350017	366039	1/2" x 2"
353920	366088	1/2" x 3"
388066	366922	3/4" -CLOSE
393587	366930	3/4" X 2"
402727	367029	3/4" X 3"
610100	367953	1" -CLOSE
610102	368084	1" X 2"
610103	368142	1" X 3"
610105	369629	1 1/4" -CLOSE
610106	369686	1 1/4" X 2"
610108	369694	1 1/4" X 3"
610109	369868	1 1/2" -CLOSE
610111	369884	1 1/2" X 2"
610112	369983	1 1/2" X 3"
610114	370270	2" -CLOSE
610115	370374	2" X 3"

Union

Fipt w/Viton® O-ring Seal

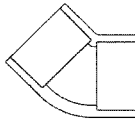

235 psi Maximum Internal Pressure Rating @ 73°F



SKU	Mfg. No.	SIZE
607185	C07285	1/2"
607190	C08285	3/4"
607195	C10285	1"
607200	C14285	1-1/4"
607205	C17285	1-1/2"
607210	C20285	2"

45° Ell

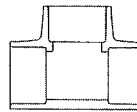

Soc



SKU	Mfg. No.	SIZE
607603	C07110	1/2"
607624	C08110	3/4"
607647	C10110	1"
607671	C14110	1-1/4"
607694	C17110	1-1/2"
607717	C20110	2"

Tee

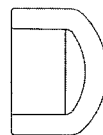

Soc



SKU	Mfg. No.	SIZE
607606	C07120	1/2"
607627	C08120	3/4"
607651	C10120	1"
607674	C14120	1-1/4"
607697	C17120	1-1/2"
607721	C20120	2"

Cap

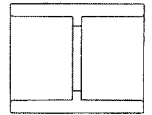

Soc



SKU	Mfg. No.	SIZE
607618	C07260	1/2"
607641	C08260	3/4"
607664	C10260	1"
607687	C14260	1-1/4"
607711	C17120	1-1/2"
607734	C20260	2"

Coupling

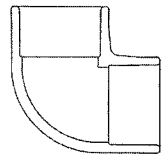

Soc



SKU	Mfg. No.	SIZE
607609	C07140	1/2"
607631	C08140	3/4"
607654	C10140	1"
607677	C14140	1-1/4"
607701	C17140	1-1/2"
607724	C20140	2"

90° Ell

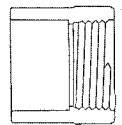
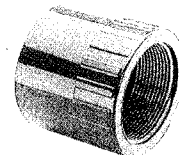
Soc



SKU	Mfg. No.	SIZE
607600	C07100	1/2"
607621	C08100	3/4"
607644	C10100	1"
607667	C14100	1-1/4"
607691	C17100	1-1/2"
607714	C20100	2"

Female Adapter

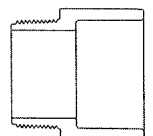

Soc x Fipt



SKU	Mfg. No.	SIZE
607612	C07151	1/2"
607634	C08151	3/4"
607657	C10151	1"
607681	C14151	1-1/4"
607704	C17151	1-1/2"
607727	C20151	2"

Male Adapter

Mipt x Soc



SKU	Mfg. No.	SIZE
607615	C07150	1/2"
607637	C08150	3/4"
607661	C10150	1"
607684	C14150	1-1/4"
607707	C17150	1-1/2"
607731	C20150	2"