


**McGILL® SNAP-ACTION SWITCHES**  
 ELECTRICAL DIVISION



**2601**

**2600 Series Snap-Action Switches**

Fewer parts and minimum spring flexing increase the life of McGill snap-action switches. 2600 and 2700 Series switches offer precision and low price. A variety of actuators, circuits and terminal forms are available to meet your specific requirements; 1/4" quick-connect terminals standard. All switches are UL Recognized components and CSA Certified.

**Specifications**

- **2600 Series—Single Pole**
- 20A, 125–250V AC
- 1 HP, 125V AC
- 2 HP, 250V AC
- 50/60 Hz
- Suitable for 20A, 12V DC applications

**Snap-Action Switches**

SKU NO.	Cat. No.		2600 Series	
			Operating Force (Max.)	Poles
500667	2601-1150	Basic Plunger actuator	20 oz.	SPDT
500668	2603-1150	Rigid lever actuator	4 oz.	SPDT
500671	2604-1150	Rigid lever w/steel roller	4 oz.	SPDT
500673	2606-1150	Flexible lever	8 oz.	SPDT
500674	2607-1150	Flexible lever w/steel roller	9 oz.	SPDT



**4601**

**4600 Series Snap-Action Switches**

Miniature version snap-action switches with .187" quick-connect terminals as standard combine compact size with high reliability to fit your switch needs. Exclusive bridge designs provide excellent electrical and mechanical characteristics for long product life. All switches are UL Recognized and CSA Certified.

**Specifications**


- **4600 Series — Single Pole**
- 15A, 125–250V AC
- 1/2 HP, 125–250V AC
- 1/2A, 125V DC
- 1/2A, 250V DC
- 4A, "L", 125V AC

**Snap-Action Switches**

SKU NO.	Cat. No.		4600 Series	
			Operating Force	Poles
500676	4601-1100	Basic plunger	6–14 oz.	SPDT
506677	4602-1100	Short rigid lever	6–14 oz.	SPDT
500679	4603-1100	Long rigid lever	6 oz.	SPDT
500682	4606-1100	Simulated roller	7 oz.	SPDT




## Toggle Switches

**2104****Toggle Switch, 2 Screw Terminals "Off-On"**

With nickel plated "Off-On" indicator plate. Mounting stem 15/32" long, 15/32" diameter. Bat handle.

**Ratings: 3 Amps. 250 Volts AC  
6 Amps. 125 Volts AC**

**SKU NO. 401968****2105****Toggle Switch Two 6" Wire Leads**

With nickel plated "Off-On" indicator plate. Mounting stem 15/32" long, 15/32" diameter. Bat handle.

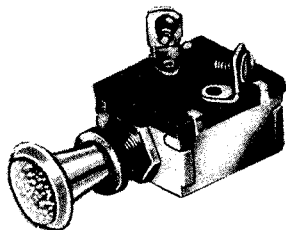
**Ratings: 3 Amps. 250 Volts AC  
6 Amps. 125 Volts AC**

**SKU NO. 547455****2113****Black Handle Toggle Switch "Off-On"**

With two male blade terminals includes bezel nut and collar. Mounts into 1/2" diameter hole. Rated 16 Amps at 12 Volts.

**SKU NO. 348854**


## Push-Pull Switches

**1811****Two Position "Off-On"**

Mounting stem 1/2" long, 7/16" diameter. Delco U-1963.

**SKU NO. 401943**

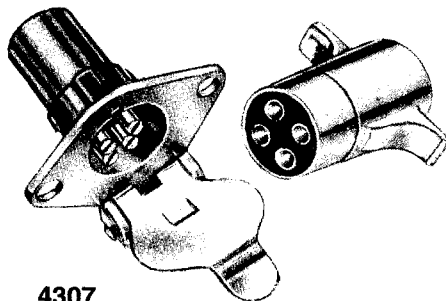
## Switch with Panel

**2124****Switch/Light Panel**

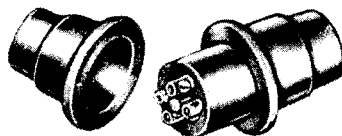
One No. 2113 toggle switch and one No. 2128 red pilot light and No. 2119 panel.

**SKU NO. 876507**

## Trailer Connectors and Accessories

**4307****Complete 4-Way Trailer Connector Molded ABS Interiors**

Assembly consists of 4308 and 4309. Polarized four prong. Chrome plated die cast housing. 2-hole flange mounting 1-13/16" on centers. Mounting bracket available.

**SKU NO. 402123****4362****Polarized 4 Contact Connector**

For boats and tractor trailers. Molded ABS interiors. Protected by sealing caps.

**SKU NO. 368597.****4365****4 Pole Flat Connector**


12" long wires on male and female sides. Features: 1. Molded waterproof bodies. 2. Color coded wires. 3. Polarized for proper mating of circuits. 4. Terminals precision aligned for maximum current carrying capacity and ease of connecting and disconnecting.

**SKU NO. 399030**

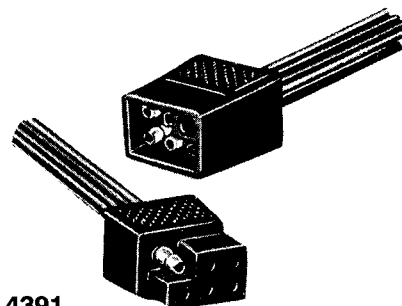
## Heavy Duty Toggle Switches

**2150****Toggle Switch "Off-On"**

Off-On". Heavy Copper Screw Terminals. Modern Chrome Plated Handle. Similar to 2149.

**SKU NO. 355875****43750****4-Way Wiring Harness**

Flat 4 pole connector for towing vehicle and trailer. Complete assembly with 24 feet of color coded wire and 6 non-stripping splice connectors for easy installation. Male connector (trailer side) has three 20 ft. wire leads and one 18" wire lead for ground. Blister packed.

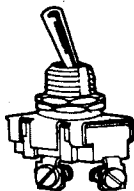
**SKU NO. 398990****4391****6 Pole Square Shrouded Trailer Connector**

Consists of: One 4429-6 Pole Square Male Shrouded Connector with 12" Color Coded Wires. One 4430-6 Pole Square Female Connector with 12" Color Coded Wires.

**SKU NO. 876506**

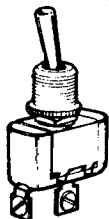


**125V TOGGLE SWITCHES—PUSH BUTTON SWITCHES**



**SS201 Series & SS113 - SS115 Series**

SKU NO.	MFG. NO.	AMPS	TYPE
505603	SS-201	6A	SPST
505606	SS-202P	20A	SPST




**SS206 Series**

SKU NO.	MFG. NO.	AMPS	TYPE
500222	SS206-15	15A	SPDT
500228	SS206-A	15A	SPST
500231	SS206-B	15A	SPDT
505612	SS206-C	15A	SPDT
505618	SS206-P	20A	SPDT
505621	SS206-RP	20A	SPDT
500234	SS206-RR	15A	SPDT
500237	SS206-S	15A	SPST
500243	SS206-SP	15A	SPST



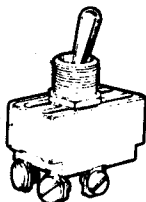
**SS213-13 & SS214-14**

SKU NO.	MFG. NO.	AMPS	TYPE
501569	SS213-13	3/4A	SPST
501581	SS214-14	3/4A	SPST



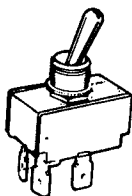
**SS218**

SKU NO.	MFG. NO.	AMPS	TYPE
501611	SS218-BG	15A	4PDT



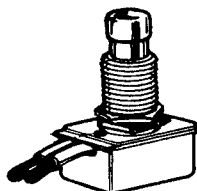
**SS203**

SKU NO.	MFG. NO.	AMPS	TYPE
500216	SS200-P	15A	DPST




**SS207, SS208 & SS230 Series**

SKU NO.	MFG. NO.	AMPS	TYPE
505624	SS207-7A	20A	DPST
505627	SS208-16	20A	DPDT
500249	SS208-B	15A	DPDT
505633	SS208-C	15A	DPDT
500252	SS208-D	15A	DPST
500258	SS208-P	15A	DPDT
505636	SS208-R	20A	DPDT
500261	SS208-RP	15A	DPDT




**SS215-10**

SKU NO.	MFG. NO.	AMPS	TYPE
501587	SS215-10	6A	SPST




**SS219 & SS220 Series**

SKU NO.	MFG. NO.	AMPS	TYPE
501617	SS219-BG	15A	4PDT
501623	SS219-S	15A	4PDT
501629	SS220-BG	15A	4PDT



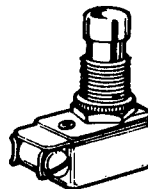
**SS204-4**

SKU NO.	MFG. NO.	AMPS	TYPE
500219	SS204-4	6A	SPST



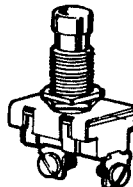
**SS209, SS210 & SS211 Series**

SKU NO.	MFG. NO.	AMPS	TYPE
500264	SS209-8	16A	SPST
505639	SS210-9	16A	DPST
500282	SS211-16A	20A	DPST




**SS216 Series**

SKU NO.	MFG. NO.	AMPS	TYPE
501593	SS216-11	6A	SPST



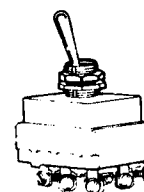
**SS224 Series**

SKU NO.	MFG. NO.	AMPS	TYPE
505642	SS224-BG	15A	PUSH ON/OFF



**SS205-5**

SKU NO.	MFG. NO.	AMPS	TYPE
505609	SS205-5	10A	SPST



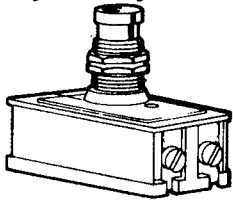
**212 Series**

SKU NO.	MFG. NO.	AMPS	TYPE
501557	SS212-A	15A	3PDT
501296	SS212-BG	15A	3PDT
501563	SS212-S	15A	3PST

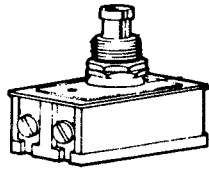
**7**

**Our catalog does not contain everything in our inventory. If there are products you do not find that are related to those in this catalog call 437-1205 so that we may assist you.**

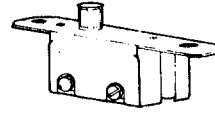
# Heavy Duty AC/DC Pushbutton Switches



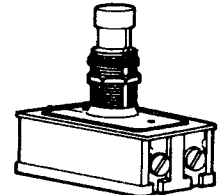
**SS601**  
 SKU MFG. AMPS TYPE VOLTS  
 NO. NO.  
 501791 SS601-BG 16A DPSTNO 125




**SS602**  
 SKU MFG. AMPS TYPE VOLTS  
 NO. NO.  
 501797 SS602-BG 20A DPSTNO 125



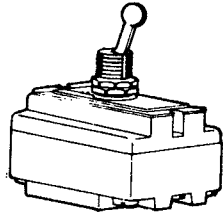
**SS603A**  
 SKU MFG. AMPS TYPE VOLTS  
 NO. NO.  
 501803 SS603-BG 20A DPSTNO 250




**SS604**  
 SKU MFG. AMPS TYPE VOLTS  
 NO. NO.  
 501809 SS604-BG 20A DPST 125




**SS605**  
 SKU MFG. AMPS TYPE VOLTS  
 NO. NO.  
 505663 SS605-BG 20A DPST 250




**SS606**  
 SKU MFG. AMPS TYPE VOLTS  
 NO. NO.  
 501827 SS606-BG 10A 3PDT 125



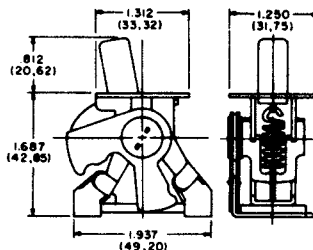
**SS628-BG**  
 SKU MFG. AMPS TYPE VOLTS  
 NO. NO.  
 501935 SS628-BG 25A 3PST 250



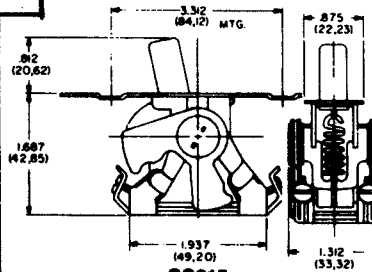
**ROTARY L-ON-RIGHT-OFF**  
 SKU MFG. AMPS TYPE VOLTS  
 NO. NO.  
 501851 SS612 20A DPST 120



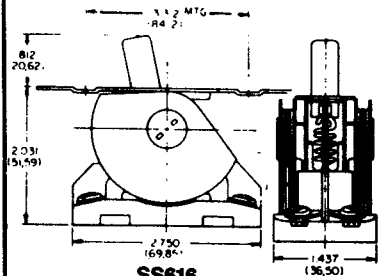
**SS617**  
 SKU MFG. AMPS TYPE VOLTS  
 NO. NO.  
 505672 SS617-PK 60A DPST 250AC/DC



**SS614**  
 SKU MFG. AMPS TYPE VOLTS  
 NO. NO.  
 505666 SS614-PK 30A SPST 250AC/DC



**SS615**  
 SKU MFG. AMPS TYPE VOLTS  
 NO. NO.  
 505669 SS615-PK 30A DPST 250AC/DC



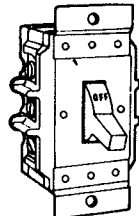
**SS616**  
 SKU MFG. AMPS TYPE VOLTS  
 NO. NO.  
 501863 SS616-PK 30A DPST 250AC/DC



No. SS8602 Hex Nut  
 SKU NO. 502391



No. SS8693 Ring Nut  
 SKU NO. 502379



**SS618A**  
 SKU MFG. AMPS TYPE VOLTS  
 NO. NO.  
 501869 SS618-PK 30A 3PST 2503PH

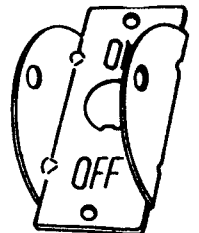


No. SS15946  
 BUSHING NUT  
 SKU NO. 502397



Replacement Boot  
 for Pushbutton Switch  
 PN: SSAN303 Shown

SKU NO. 502367



Accessory Switch Guard  
 PN: SS7293 Shown

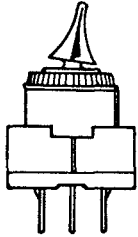
SKU NO. 502409

7




**General Purpose & Automotive-Marine Toggle Switches**

**Lighted Toggle**

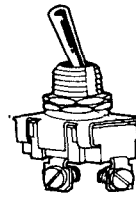


SKU NO.	MFG. NO.	AMPS	TYPE	VOLTS
501713	SS110-BG	16A	SPS	12VDC AMBER
501719	SS110-BG	16A	SPS	12VDC GREEN



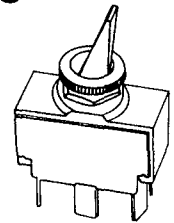
**SS513**

SKU NO.	MFG. NO.	AMPS	TYPE	VOLTS
502637	SS513-BG	15A	SPST	12VDC



**SS113, SS114, SS115**

SKU NO.	MFG. NO.	AMPS	TYPE	VOLTS
501689	SS113-BG	20A	SPST	125
501701	SS114-BG	20A	SPDT	125
501707	SS115-BG	20A	SPDT	125



**SS501 - SS512**

SKU NO.	MFG. NO.	AMPS	TYPE	VOLTS
505648	SS501-BG	15A	SPST	6-32VDC
502604	SS503-BG	15A	SPDT	6-32VDC
502607	SS504-BG	15A	SPDT	6-32VDC
502613	SS505-BG	15A	DPST	6-32VDC
502616	SS506-BG	15A	DPDT	6-32VDC
502619	SS507-BG	15A	DPDT	6-32VDC
505651	SS508-BG	15A	SPST	6-32VDC

**TOGGLE SWITCH BOOTS**




**3-POSITION HEIGHT SWITCH**

SKU NO.	MFG. NO.	HEIGHT
505687	SSAN105	15/16"

**PUSHBUTTON SWITCH BOOTS**



SKU NO.	MFG. NO.	SW	HEIGHT
502373	SSNC303		5/16" to 7/16" HIGH



**SS514**

SKU NO.	MFG. NO.	AMPS	TYPE	VOLTS
501737	SS514-BG	25A	SPST	6-12VDC




**SS518**

SKU NO.	MFG. NO.	AMPS	TYPE	VOLTS
501761	SS518-BG	25A	ROTARY W/KEY	6-12VDC



**SS519**

SKU NO.	MFG. NO.	AMPS	TYPE	VOLTS
505657	SS519-BG	15A	PUSH BUTTON	6-12VDC



Material: Silicone Rubber  
 Bushing Dia: 15/32"  
 Height: .844  
 Thread Size: 15/32-32NS  
 Toggle Switch Boot

For Cat. Nos. SS501 through SS512  
 SKU NO. 501767

**SINGLE POLE SINGLE THROW HEAVY DUTY SWITCH**

SKU	MFG#	AMPS
501603	SS251SP-BG	14/125V

**DOUBLE POLE DOUBLE THROW HEAVY DUTY SWITCH**

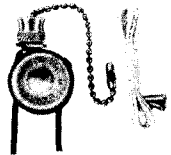
SKU	MFG#	AMPS
501821	SS607-BG	14/125V

**Our catalog does not contain everything in our inventory. If there are products you do not find that are related to those in this catalog call 437-1205 so that we may assist you.**





**SINGLE POLE PULL CHAIN SWITCH**



Heavy duty two circuit, four positions, low, med, high, off. 6A, 125V3A250V

1689-050

Sk No.	Cat No.
506555	1689-050

**POWER RUNNER™  
4 OUTLET POWER CORD  
12/3 25FT**



Use at trade shows or job sites. For use with power tools & equipment rated equal to or less than:

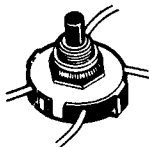
- 15A • 125V • 1875 W
- Safety caps
- 600 V
- Flexible to -58°F
- Water & flame resistant
- Locking 20 AMP plug

SKU  
NO  
504873

CAT  
NO.  
A-9612-025-YP

**PUSH BUTTON  
FLUORESCENT STARTER  
SWITCH**

Rating: 40W-125V AC



Use with fluorescent lamps from 15 to 40 watts. Eliminates need for separate starter. Six-inch leads stripped ready for installation.

Sk  
No.  
506505

Cat  
No.  
382-BROWN

**CANOPY SWITCH  
PUSHBUTTON**

1A125V  
1A250V



585


Sk  
No.

Cat  
No.

506515 585


Single circuit three positions, black, blue, red leads #1 load #2 off

**WHITE SINGLE POLE  
TOGGLE SWITCH**



SKU  
NO.  
512860

CAT  
NO.  
714W



**RECIPROCATING  
ROTARY  
AC SWITCH**

10A 120VAC-H  
LA 120VAC-2  
3A 240V AC 1/10  
HP @ 120V

Application 2-3 speed motor

Sk  
No.

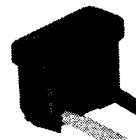
Cat  
No.

506495 806

Off load #1 - Load #2, Single pole, 4-position switch, same terminals as 804. Off: Load #1-Load #2


**SNAP-IN DEVICES  
NEMA 1-15P 15A-125V**

2-wire outlet #14  
AWG 105°C



Sk No.	Cat No.	Size
512880	1306W	6"

No. 1306-W



1374-1


3-wire grounding outlet, leads #14AWG 105°C

Sk  
No.  
512870

Cat  
No.  
1374-1

Size  
6"

*Click-on*  
**SINGLE OUTLET**




**CLICK-ON OUTLET**

(ADD-A-TAP) IN LINE SINGLE OUTLET. FOR LAMP CORD.

SKU No.	Mfg. No.	Size
500277	900	White
500278	905	Brown
	<b>2/CARD</b>	
500279	1900	White
500281	1905	Brown

**SAFETY CAPS**



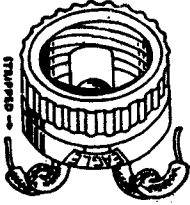

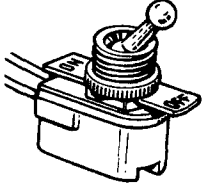
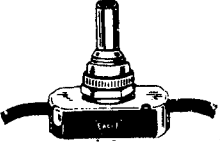

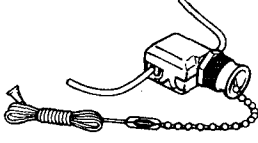
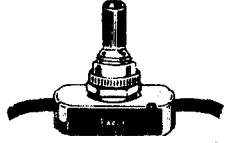

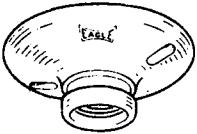
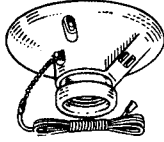
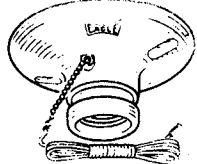






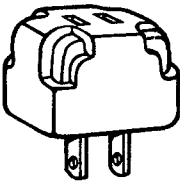
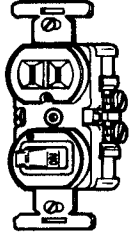


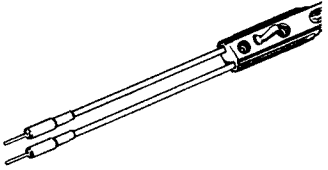


**SAFETY CAPS**

SKU No.	Mfg. No.	Size
500266	100	Clear

**Our catalog does not contain everything in our inventory. If there are products you do not find that are related to those in this catalog call 437-1205 so that we may assist you.**



	<p><b>Single Pole Switch AC/DC 125V</b></p>  <table border="1"> <thead> <tr> <th>SKU #</th> <th>MFG #</th> <th>AMPS</th> </tr> </thead> <tbody> <tr> <td>506195</td> <td>907B</td> <td>10</td> </tr> <tr> <td>506200</td> <td>907V</td> <td>10</td> </tr> </tbody> </table>	SKU #	MFG #	AMPS	506195	907B	10	506200	907V	10	<p><b>3-Way Switch AC/DC 125V</b></p>  <table border="1"> <thead> <tr> <th>SKU #</th> <th>MFG #</th> <th>AMPS</th> </tr> </thead> <tbody> <tr> <td>506225</td> <td>923B</td> <td>10</td> </tr> <tr> <td>506230</td> <td>923V</td> <td>10</td> </tr> </tbody> </table>	SKU #	MFG #	AMPS	506225	923B	10	506230	923V	10	<p><b>Porcelain 2-Piece Sign Receptacle Keyless</b></p>  <table border="1"> <thead> <tr> <th>SKU #</th> <th>MFG #</th> </tr> </thead> <tbody> <tr> <td>507455</td> <td>609</td> </tr> </tbody> </table>	SKU #	MFG #	507455	609	<p><b>Waterproof Rubber Socket Pigtail Medium</b></p>  <table border="1"> <thead> <tr> <th>SKU #</th> <th>MFG #</th> </tr> </thead> <tbody> <tr> <td>507535</td> <td>124V</td> </tr> </tbody> </table>	SKU #	MFG #	507535	124V				
SKU #	MFG #	AMPS																																
506195	907B	10																																
506200	907V	10																																
SKU #	MFG #	AMPS																																
506225	923B	10																																
506230	923V	10																																
SKU #	MFG #																																	
507455	609																																	
SKU #	MFG #																																	
507535	124V																																	
<p><b>Metal Ball Toggle 1-Pole 1-Throw 3-A125 6A-250V</b></p>  <table border="1"> <thead> <tr> <th>SKU #</th> <th>MFG #</th> <th>AMPS</th> </tr> </thead> <tbody> <tr> <td>506500</td> <td>452</td> <td>3-6</td> </tr> </tbody> </table>	SKU #	MFG #	AMPS	506500	452	3-6	<p><b>Metal Button Switch 1-Circuit 3A-125V 1A-250V</b></p>  <table border="1"> <thead> <tr> <th>SKU #</th> <th>MFG #</th> <th>AMPS</th> </tr> </thead> <tbody> <tr> <td>506520</td> <td>449NP</td> <td>3</td> </tr> </tbody> </table>	SKU #	MFG #	AMPS	506520	449NP	3	<p><b>Metal Knob Rotary Switch 1-Pole 3A-125V</b></p>  <table border="1"> <thead> <tr> <th>SKU #</th> <th>MFG #</th> <th>AMPS</th> </tr> </thead> <tbody> <tr> <td>506535</td> <td>443NP</td> <td>3</td> </tr> </tbody> </table>	SKU #	MFG #	AMPS	506535	443NP	3	<p><b>Canopy Pull Chain Switch 3A-125V</b></p>  <table border="1"> <thead> <tr> <th>SKU #</th> <th>MFG #</th> <th>AMPS</th> </tr> </thead> <tbody> <tr> <td>506540</td> <td>458</td> <td>3</td> </tr> </tbody> </table>	SKU #	MFG #	AMPS	506540	458	3	<p><b>Canopy Rotary Switch 1 Pole 3A-125V 1A-250V</b></p>  <table border="1"> <thead> <tr> <th>SKU #</th> <th>MFG #</th> <th>AMPS</th> </tr> </thead> <tbody> <tr> <td>506560</td> <td>459</td> <td>3</td> </tr> </tbody> </table>	SKU #	MFG #	AMPS	506560	459	3
SKU #	MFG #	AMPS																																
506500	452	3-6																																
SKU #	MFG #	AMPS																																
506520	449NP	3																																
SKU #	MFG #	AMPS																																
506535	443NP	3																																
SKU #	MFG #	AMPS																																
506540	458	3																																
SKU #	MFG #	AMPS																																
506560	459	3																																
<p><b>Appliance Heater Receptacle 2-Piece Porcelain</b></p>  <table border="1"> <thead> <tr> <th>SKU #</th> <th>MFG #</th> </tr> </thead> <tbody> <tr> <td>507635</td> <td>602</td> </tr> </tbody> </table>	SKU #	MFG #	507635	602	<p><b>4" Porcelain Keyless 1-Piece Receptacle</b></p>  <table border="1"> <thead> <tr> <th>SKU #</th> <th>MFG #</th> </tr> </thead> <tbody> <tr> <td>507690</td> <td>604</td> </tr> </tbody> </table>	SKU #	MFG #	507690	604	<p><b>4" Porcelain Pull Receptacle W/Cord 2-Piece 3-Screws</b></p>  <table border="1"> <thead> <tr> <th>SKU #</th> <th>MFG #</th> </tr> </thead> <tbody> <tr> <td>507695</td> <td>659</td> </tr> </tbody> </table>	SKU #	MFG #	507695	659	<p><b>4" Porcelain Pull Receptacle W/Outlet 2 Wire</b></p>  <table border="1"> <thead> <tr> <th>SKU #</th> <th>MFG #</th> </tr> </thead> <tbody> <tr> <td>507700</td> <td>669</td> </tr> </tbody> </table>	SKU #	MFG #	507700	669	<p><b>4" Porcelain Pull Receptacle With U Grounding Outlet 3 Wire</b></p>  <table border="1"> <thead> <tr> <th>SKU #</th> <th>MFG #</th> </tr> </thead> <tbody> <tr> <td>507705</td> <td>667</td> </tr> </tbody> </table>	SKU #	MFG #	507705	667										
SKU #	MFG #																																	
507635	602																																	
SKU #	MFG #																																	
507690	604																																	
SKU #	MFG #																																	
507695	659																																	
SKU #	MFG #																																	
507700	669																																	
SKU #	MFG #																																	
507705	667																																	
<p><b>Porcelain 2-Piece Sign Receptacle</b></p>  <table border="1"> <thead> <tr> <th>SKU #</th> <th>MFG #</th> </tr> </thead> <tbody> <tr> <td>507470</td> <td>610</td> </tr> </tbody> </table>	SKU #	MFG #	507470	610	<p><b>Socket Heavy Duty Medium Two Piece</b></p>  <table border="1"> <thead> <tr> <th>SKU #</th> <th>MFG #</th> </tr> </thead> <tbody> <tr> <td>507545</td> <td>731</td> </tr> <tr> <td>507550</td> <td>732</td> </tr> </tbody> </table>	SKU #	MFG #	507545	731	507550	732	<p><b>Mogul To Edison Reducer 660W-250V</b></p>  <table border="1"> <thead> <tr> <th>SKU #</th> <th>MFG #</th> </tr> </thead> <tbody> <tr> <td>507590</td> <td>332</td> </tr> </tbody> </table>	SKU #	MFG #	507590	332	<p><b>Heavy Duty Feed Thru Bakelite Switch 1-Pole 15A-120V</b></p>  <table border="1"> <thead> <tr> <th>SKU #</th> <th>MFG #</th> </tr> </thead> <tbody> <tr> <td>506465</td> <td>939B</td> </tr> <tr> <td>506470</td> <td>939V</td> </tr> </tbody> </table>	SKU #	MFG #	506465	939B	506470	939V	<p><b>Flat Rubber Cap Side Outlet 15A-125</b></p>  <table border="1"> <thead> <tr> <th>SKU #</th> <th>MFG #</th> </tr> </thead> <tbody> <tr> <td>510360</td> <td>84BK</td> </tr> </tbody> </table>	SKU #	MFG #	510360	84BK						
SKU #	MFG #																																	
507470	610																																	
SKU #	MFG #																																	
507545	731																																	
507550	732																																	
SKU #	MFG #																																	
507590	332																																	
SKU #	MFG #																																	
506465	939B																																	
506470	939V																																	
SKU #	MFG #																																	
510360	84BK																																	
<p><b>Bakelite Outlet Winker 110-125V</b></p>  <table border="1"> <thead> <tr> <th>SKU #</th> <th>MFG #</th> </tr> </thead> <tbody> <tr> <td>500070</td> <td>471</td> </tr> </tbody> </table>	SKU #	MFG #	500070	471	<p><b>Quiets-Pole Switch U Ground Receptacle 20A-125V</b></p>  <table border="1"> <thead> <tr> <th>SKU #</th> <th>MFG #</th> </tr> </thead> <tbody> <tr> <td>506365</td> <td>291B</td> </tr> <tr> <td>506370</td> <td>291V</td> </tr> </tbody> </table>	SKU #	MFG #	506365	291B	506370	291V	<p><b>Bulb-Saver Button 125V</b></p>  <table border="1"> <thead> <tr> <th>SKU #</th> <th>MFG #</th> </tr> </thead> <tbody> <tr> <td>512975</td> <td>PB356</td> </tr> </tbody> </table>	SKU #	MFG #	512975	PB356	<p><b>Brass Beaded Chain</b></p>  <table border="1"> <thead> <tr> <th>SKU #</th> <th>MFG #</th> </tr> </thead> <tbody> <tr> <td>505782</td> <td>309-1M</td> </tr> </tbody> </table>	SKU #	MFG #	505782	309-1M	<p><b>Detecto Lite Circuit Tester</b></p>  <table border="1"> <thead> <tr> <th>SKU #</th> <th>MFG #</th> </tr> </thead> <tbody> <tr> <td>512985</td> <td>C914</td> </tr> </tbody> </table>	SKU #	MFG #	512985	C914								
SKU #	MFG #																																	
500070	471																																	
SKU #	MFG #																																	
506365	291B																																	
506370	291V																																	
SKU #	MFG #																																	
512975	PB356																																	
SKU #	MFG #																																	
505782	309-1M																																	
SKU #	MFG #																																	
512985	C914																																	

7




**Bakelite  
Miniature Plug**



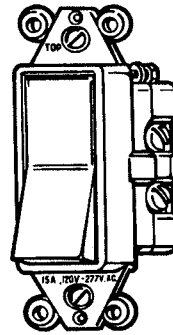
SKU	MFG
#	#
512835	720

**Quiet 3-Way Switch  
Neon Pilot Light  
15A-120V**




SKU	MFG
#	#
506405	294B
506410	294V

**Large Rocker  
Switch 1-Pole  
Push-In**



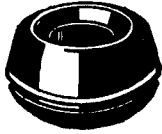
SKU	MFG
#	#
506430	1340B
506435	1340V

**Coiled Nichrome  
Wire**



SKU	MFG
#	#
511111	C465-3

**Rubber Bushing**



SKU	MFG	Knockouts
#	#	
505097	76	3/8"
For 3/8" Knockouts		
ID: 3/8", OD: 3/4", Groove 1/2"		
505098	77	1/2"
For 1/2" Knockouts		
ID: 1/2", OD: 1 1/8", Groove 3/8"		

**CANDLE SOCKET—250W-250V  
PHENOLIC W/REMOVABLE TURN KNOB  
& KEYLESS**

SKU	CAT	HEIGHT
NO.	NO.	
507365	9805	4-5 1/2" ADJ. HICKEY



9805

**CANDLE BASE KEYLESS  
75W-125V  
SCREW TERMINALS**

SKU	CAT.	HEIGHT
NO.	NO.	
507385	10025	2" SOLID HICKEY
507395	10027	1 1/2" SOLID HICKEY
507390	10026	3/4" x 4/4" ADJ. HICKEY



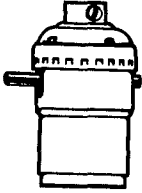

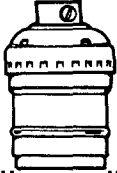
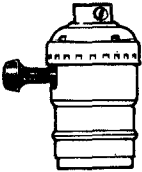






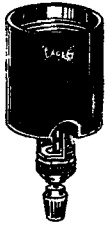


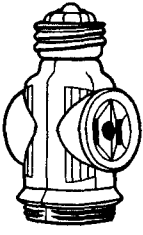






10025

**Our catalog does not contain everything in our inventory. If there are products you do not find that are related to those in this catalog call 437-1205 so that we may assist you.**





<p><b>Metal Lamp Holder Pull Chain 250W</b></p>  <p>SKU # 507085 MFG # 960ABD</p>	<p><b>Key Socket Bakelite Key 1-Circuit</b></p>  <p>SKU # 507110 MFG # 930ABD</p>	<p><b>Electroler Push Thru Socket</b></p>  <p>SKU # 507115 MFG # 940ABD</p>		
<p><b>Electroler Keyless Socket 660W</b></p>  <p>SKU # 507125 MFG # 970ABD</p>	<p><b>Electroler Keyless Socket Short Type</b></p>  <p>SKU # 507130 MFG # 975ABD</p>	<p><b>Bakelite Turn Knob Light Socket</b></p>  <p>SKU # 505503 MFG # 1925</p>	<p><b>Bakelite Pull Chain Socket Interior 250W</b></p>  <p>SKU # 507140 MFG # 962</p>	<p><b>Electroler Phenolic Lampholder Interior</b></p>  <p>SKU # 507145 MFG # 2982</p>
<p><b>SOCKET INTERIOR FOR 3 WAY BULB</b></p>  <p>SKU # 507155 MFG # 926-BOX</p>	<p><b>Bakelite Push Thru Socket Interior 1/8"</b></p>  <p>SKU # 507300 MFG # 942</p>	<p><b>Tool Tap Push Socket Interior W/Side Contacts</b></p>  <p>SKU # 507320 MFG # 944</p>	<p><b>Electroler Keyless Socket 660W 250V</b></p>  <p>SKU # 507130 MFG # 975</p>	
<p><b>Bakelite Bottom Turn Socket 660W-250V</b></p>  <p>SKU # 507335 MFG # 927NP</p>	<p><b>Bottom Turn Socket Bakelite 250W-250V</b></p>  <p>UNASSEMBLED VIEW SKU # 507340 MFG # 929NP</p>	<p><b>Bakelite Pull Chain Current Tap</b></p>  <p>SKU # 507480 MFG # 718B SKU # 507485 MFG # 718V</p>	<p><b>Bakelite Current Tap 660W-125V</b></p>  <p>SKU # 507490 MFG # 715B SKU # 507495 MFG # 715V</p>	
<p><b>Bakelite Twinlite 660W-250V</b></p>  <p>SKU # 507500 MFG # 700B SKU # 507505 MFG # 700V</p>	<p><b>Bakelite Edison Socket Adapter</b></p>  <p>SKU # 507510 MFG # 738B SKU # 507515 MFG # 738V</p>	<p><b>Bakelite Attachment Plug Base 660W-125V</b></p>  <p>SKU # 507520 MFG # 758B SKU # 507525 MFG # 758V</p>	<p><b>Socket Extension 1-Circuit 660W-250V</b></p>  <p>SKU # 507575 MFG # 1054</p>	



**3-WAY AC QUIET SWITCH**

Rating: 15A-120V AC



Controls one fixture from two different locations. Terminal screws accept up to No. 10 conductors. Silver alloy contacts for longer switch life. Break-off plaster ears.

SKU NO.	Cat. No.	
506260	1453	Brown
506265	1453-I	Ivory

**HI-LO CORD DIMMER**


Rating: 200W-120V AC  
Incandescent Only



Easy-to-install onto any parallel lamp cord. Converts any table or portable lamp into a mood-setting dimmer lamp. Saves electricity and extends bulb life. Three position switch: Lo-Hi-Off.

SKU No.	Cat. No.	
505779	806-1419-I	Ivory, Slimpak
505711	1419-W	White, Slimpak

**FULL RANGE SOCKET DIMMER  
150W-120V**



Interchangeable with any standard lamp socket. Cap & bushing tapped 1/8" I.P.S. with set screws.

SKU No.	Cat. No.	
507135	805-6151BP	BRASS

**BULB LIFE SAVER  
SOCKET ADAPTER**



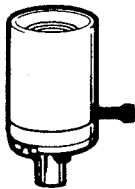
Rating 150W-120V AC. Best way to save and save time. Very compact.

6154

SKU No.	Cat. No.
507570	805-6154

**TURN KNOB MOGUL SOCKET**

Rating: 250W-250V



Porcelain Two-circuit turn knob socket with removable knob. Operates with three way mogul based lamps in sequence. LOW - MEDIUM - HIGH - OFF. Furnished with 1/8" tapped hickey 7/8" long.

SKU NO.	Cat. No.	
505030	8601	IVORY

**PUSH THROUGH, TWO PIECE  
LAMPHOLDER**




Interchangeable with any standard lamp socket. Push through, 1/8 IPS treaded cap with set screw.

SKU NO.	CAT NO.
507330	95110

**TURN KNOB SOCKET  
MECHANISM**

Rating: 250W-250V




Interior mechanism for Cat. No. 10083-16. With ivory knob.

SKU NO.	Cat. No.
507290	10083-16M

**ARMORED GROUNDING  
OUTLET**

Rating: 15A-125V



Maximum Cord Dia. .531". Cord clamp relieves strain on wiring terminal. Terminals accept up to No. 14-3 grounding wire. Armor protects against chipping and crushing.

SKU NO.	Cat. No.
510415	5006

**2-POLE, 3-WIRE  
GROUNDING**



Rating 6-15P, 15A 250V, plug 3-prong trimlock.

SKU NO.	Cat. NO.
511450	7061S-P

**COLOR CODED NEOPRENE BOOTS**



70015-P 70015-C

**NEOPRENE BOOTS, FOR  
30 AMP LOCKING PLUG  
SAME FOR LOCKING CONNECTOR**

SKU No.	Cat. No.
511890	70030-C

**TRIPLE OUTLET  
FOR LAMP CORD**

Rating: 15A-125V



For use with #18-2 parallel lamp cord. Attaches to end of cord to provide triple outlet current source. Accepts all standard plugs.

SKU No.	Cat. No.	
510365-I	67-I	Ivory



**SOCKET EXTENSION  
SINGLE CIRCUIT**

One-piece porcelain slotted mounting holes.

SKU NO.	CAT. NO.	SIZE
507585	2005	1 3/8" D x 1 1/4" EXT.

**MINIATURE  
BASE PLASTIC  
750W-125V**



SKU NO.	CAT. NO.	SIZE
507605	100201	1 1/4" x 7/8"

**CANDELABRA  
BASE-PLASTIC  
750W-125V**



SKU NO.	CAT. NO.	SIZE
507610	100281	1 7/8" x 7/8"

**SOCKET PORCELAIN  
BODY KEYLESS 2  
6" LEADS**



SKU NO.	CAT. NO.
507270	9873

**MEDIUM BASE  
PORCELAIN, LOW  
TWO-PIECES  
660W-250V**



SKU NO.	CAT. NO.	SIZE
507630	9882	3" x 1 1/8"

**LAMP FIXTURE SOCKET**  
Rating: 660W-250V



Medium base lamp-holder. Porcelain body 1 3/8" O.D. x 1 7/16" High, Bakelite body 1 1/4" O.D. x 1 7/16" High Tapped bracket.

SKU NO.	CAT. NO.	
507350	3352-8	BROWN
507460	3152-8	PORCELAIN

**PORCELAIN KEYLESS  
LAMPHOLDER**

Rating: 660W-250V



White glazed porcelain body. Die cast cap, tapped for IPS, with set screw and two 6-32 mounting screws. Cap is assembled with insulating washer and keyed to porcelain. Screw heads are tightened from inside of socket.

Screw shell is copper alloy. Packed assembled. Dimensions: 1 1/2" max. O.D. x 2 1/8" overall height, with cap assembled.

SKU NO.	CAT. NO.
507440	10045

**SNAP-IN PORCELAIN  
LAMP HOLDERS**



One-piece, front mounted 1/4" shoulder, panel thickness .025-.062"

SKU NO.	CAT. NO.
507645	8875



One-piece, front mounted 1/4" shoulder, panel thickness .030"-.062"

SKU NO.	CAT. NO.
507640	8880

**PORCELAIN KEYLESS  
LAMP HOLDERS 660W-250V  
COMMERCIAL UNITS**



Straight body with cap. Screw terminals.

SKU NO.	CAT. NO.	SIZE
507435	10065	1 1/2" x 2 1/8"



Straight body w/leads. No. 18AGW 105°C plastic.

SKU NO.	CAT. NO.	SIZE
507415	10085	1 1/2" x 1 1/16"

**PORCELAIN KEYLESS FIXTURE  
SINCE CIRCUIT MEDIUM BASE. 660-225V  
SCREW TERMINALS**



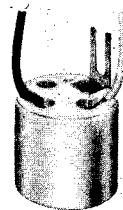
Front mount ev. fixture or sign.

SKU NO.	CAT. NO.	SIZE
507475	9885	1 5/8" x 1 1/2"



One piece w/removable strap

SKU NO.	CAT. NO.	SIZE
507485	8871	1 1/16" x 1 1/2"




**LEADS  
REMOVABLE BRACKET  
W/LEADS 660W-250V**

SKU NO.	CAT. NO.	SIZE
507450	8052-1	1 3/8" x 1 7/16"

7

**METAL SHELL MEDIUM BASE INCANDESCENT LAMPHOLDER**




Removable turn knob-electrolier single circuit. 1/8 IPS taped bushing with out set screw

SKU NO. 507100  
CAT NO. 7070-PG

**PULL CHAIN LAMPHOLDER**

Rating: 250W-250V



Terminal screws accept up to No. 12 conductors. Fits either 3 1/4" or 4" standard outlet boxes. Complete with 3 ft. pull cord and mounting screws.

SKU NO. 507720  
Cat. NO. 8827-CM  
White Plastic

**PULL CHAIN CEILING & WALL LAMPHOLDER INTERIOR**

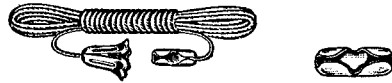
Ratings: Pull Chain Socket; 660W-125V; Outlet: 15A-125V



Replacement interior for 9726-C.

SKU NO. 507315  
Cat. NO. 9726-CM

**CORD AND CHAIN CONNECTOR**



White braided cord three feet long end bell and connector.

SKU NO.	MFG. NO.	ITEM
507770	9820	CONNECTOR
511126	8010	3' CORD

**ELECTROLIER KEYLESS LAMPHOLDER INTERIOR**

Rating: 660W-250V



One-piece phenolic interior. Terminal screws backed out.

SKU NO. 507305  
Cat. No. 8004-M

**ELECTROLIER TURN KNOB LAMPHOLDER INTERIOR**

Rating: 250W-250V

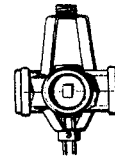


Phenolic one-piece interior. Screw terminals backed out. Mandrel is completely insulated from mechanism and threaded 4-36 for knob. Fits 1 13/16" diameter socket cup. Knob furnished. 2-Circuit, 2-Filament Lamps — Sequence: Lo-Med-Hi-Off.

SKU NO. 507295  
Cat. No. 7090-M




Two light twin. 1/8" I.P.S. male top bracket only. 660W 250V, height 1 5/16"



4020-A3A  
SKU NO. 507665

Two-light twin 1/8" I.P.S. male top & bottom. 660W 250V, height 1 1/16"

SKU NO. 507655  
MFG. NO. 5032E5F  
TWO-LIGHT OFFSET



4015-D4F

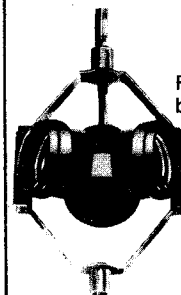
**SCREW TERMINAL**



Removable turn knob, two-circuit hickey tapped 1/4 IPS X 7/8 high

SKU NO. 507600  
CAT NO. 8601

8601



Four light 1/8" I.P.S. male top & bottom. 660W 250V, height 3/4"

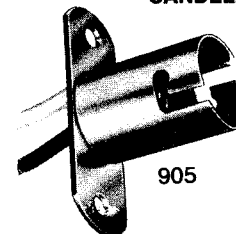
SKU NO. 507685

Three light 1/8" I.P.S. male top & bottom. 660W 250V, height 1 3/4"

341-D4U

SKU NO. 507680

**CANDELABRA BASE**



905

**FLAT BRACKET**


Leads are #18AWG, 105°C plastic, 6" long, stripped 3/4"

SKU NO. 507425  
Cat. NO. 905

**Our catalog does not contain everything in our inventory. If there are products you do not find that are related to those in this catalog call 437-1205 so that we may assist you**

**FLUORESCENT LAMPHOLDER**

Rating: 660W-600V




Easy to wire. Lamp locks in place. For use with 14 to 40 watt fluorescent lamps. Furnished with mounting screw and nut. Body 1" wide (17/16" at base) x 27/16" Overall Ht.

SKU NO.	CAT NO.
507745	390-1-W
507750	390-1-B
507170	431-W

**FLUORESCENT LAMPHOLDER WITH STARTER BASE**

Rating: 660W-600V




Easy to wire. Lamp locks in place. For use with 14 to 40 watt fluorescent lamps. With interconnected starter base (9/16" Ht.). Furnished with mounting screw and nut. Body 1" wide (17/16" at base) x 37/64" Overall Ht.

SKU NO.	CAT NO.
507755	391-1-W

**FLUORESCENT LAMPHOLDERS FOR HIGH OUTPUT LAMPS**

Rating: 800W-600V




Recessed, double contact, double pedestal tube. Straight-in wiring through wireways.

464



465

SKU NO.	CAT NO.
507210	464
507215	465



2536


**FOR SLIMLINE, SINGLE PIN LAMP**  
 Rating: 660W-600V

Shallow base, slide-on, quickwire, for wet and damp locations.

SKU NO.	CAT NO.	
507205	2535	Fixed
507200	2536	Slide-on

**SLIDE-ON & SCREW MOUNTED FOR MEDIUM BI-PIN LAMPS**

Rating: 600W-600V



13053-UN


Short, Slide-on with captive nut

SKU NO.	CAT NO.
507175	13053-WN


Slide-on, with captive nut

SKU NO.	CAT NO.
507180	13057-WN
507137	835-13357

two pack



13057-UN




PIC 13159 WN

Screw, with captive nut

SKU NO.	CAT NO.
507185	13059-WN

**STARTER BASES FOR MEDIUM BI-PIN LAMPS**

Rating: 660W-250V



380

Starter base, screw terminals, black  
 SKU NO. CAT NO.  
 507255 380



396

Starter base, with leads, black  
 SKU NO. CAT NO.  
 507250 396

**LUMILINE INCANDESCENT LAMPHOLDERS**



SKU NO.	CAT NO.	TYPE
507265	476	DEEP CAP ONLY

**FLUORESCENT LAMPHOLDER SNAP-IN SLIM-LINE HIGH OUTPUT**

Rating: 660W 600V  
 High output, fixed

SKU NO.	CAT NO.
505533	524




**FLUORESCENT LAMPHOLDERS FOR HIGH OUTPUT LAMPS**

HORIZONTAL

Rating: 600W 600V



488




489

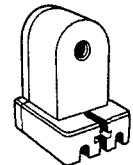
Recessed, double contact, double pedestal tube. Straight-in wiring through wireways.

SKU NO.	CAT NO.
507230	488
507235	489

**FLUORESCENT ONE PIN SOCKETS FOR OUTDOOR USE**



466



467

SKU NO.	CAT NO.
507190	466
507195	467

**FLUORESCENT STARTERS**

SKU	MFG#	WATTAGE
256149	FS2	15-20
256156	FS4	30-40
507855	FS5	4-6-8
256164	FS12	
256172	FS25	25W CIRCLE


**FLUORESCENT LAMPHOLDERS FOR HIGH OUTPUT LAMPS**

VERTICAL

Rating: 660W 600V



492



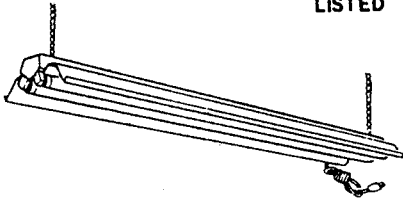
493

Recessed, double contact, double pedestal tube. Straight-in wiring through wireways.

SKU NO.	CAT NO.
507220	492
507225	493



**FLUORESCENT SHOP LIGHT**

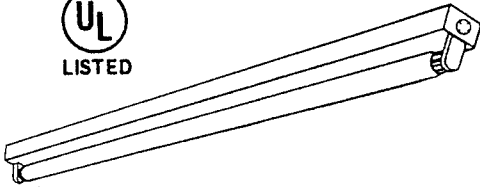


2-lite, 48-inch workshop light. Adds light in shops, garages, laundry rooms and work areas. Complete with 3 wire cord, plug, hanging chain set, and 2/40 watt rapid start lamps.

240-SPL-KD-F

SKU NO.	MFG. NO.	WATTS	LENGTH
513160	240-SPLKDZ	2-40W	48" x 8"

**FLUORESCENT STRIP LIGHT**

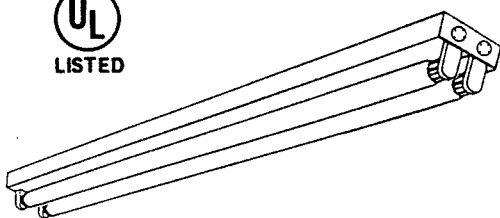


20-watt strip. All white with socket. Completely wired. End plates snap in without screws or tools. Less tube.

**RAPID START**

SKU NO.	MFG. NO.	WATTS	LENGTH
513110	ST115RS	15W	15" x 2 3/4"
513115	ST120RS	20W	24" x 2 3/4"
513120	ST130RS	30W	36" x 2 3/4"
513125	ST140RS	40W	48" x 2 3/4"

**FLUORESCENT STRIP LIGHT**



40-watt rapid start strip. All white with socket. Completely wired. End plates snap in without screws or tools. Less tube.

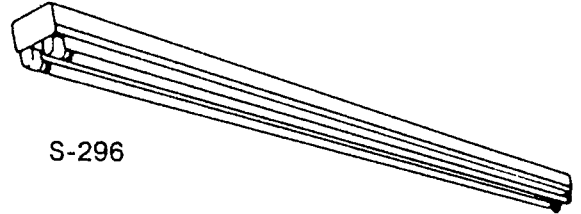
**RAPID START**

SKU NO.	MFG. NO.	WATTS	LENGTH
513130	ST220RS	2-20W	24" x 4 1/4"
513135	ST230RS	2-30W	36" x 4 1/4"
513140	ST240RS	2-40W	48" x 4 1/4"



**GENERAL DESIGN FOR ALL INDUSTRIAL APPLICATIONS**

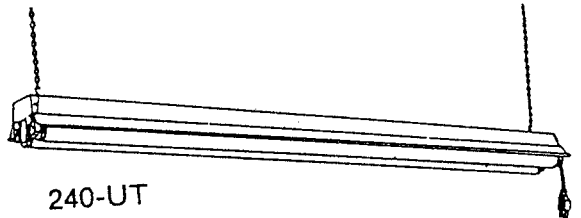
SKU NO.	MFG. NO.	WATTS	LENGTH
513165	ES1296	96W	96" x 11 1/4"



S-296

**GENERAL USE W TOMBSTONE SOCKETS RAPID START**

SKU NO.	MFG. NO.	WATTS	LENGTH
513145	S296	2-96W	96" x 4 1/4"
513150	S296HO	2-96W	Highout 96" x 4 1/4"



240-UT

**ECONOMY SHOPLITE**

SKU NO.	MFG. NO.	WATTS	LENGTH
513161	240 UT	2-40W	48" x 8"

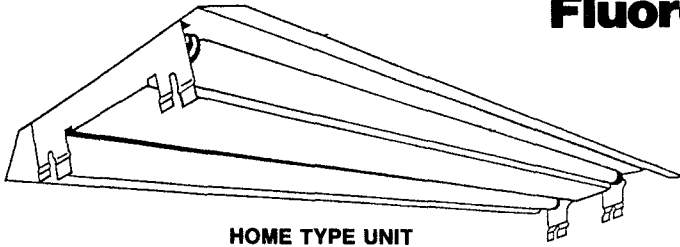


VP Series

**FOR DAMP AND WET LOCATIONS MOISTURE AND DUSTITE**


SKU NO.	MFG. NO.	LENGTH
500751	VP-140-12	51" x 7 9/16"

**American  
Fluorescent  
Corporation**




**HOME TYPE UNIT  
"DO IT YOURSELF" SNAPS TOGETHER**

SKU NO.	MFG. NO.	WATTS	LENGTH
513170	240HD	2-40W	48" x 21" x 3½"
513175	440HD	4-40W	48" x 21" x 3½"



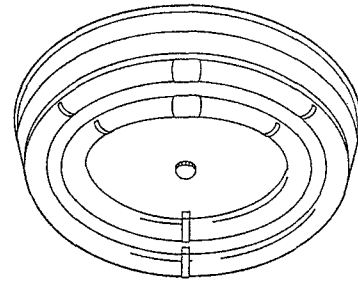
**UNDER CABINET LIGHT  
HAS TURN SWITCH AND OUTLETS**

SKU NO.	MFG. NO.	WATTS	FINISH	LENGTH
505211	VTU108	8W	Oak	12¾" x 4½"
505208	VTU108	8W	White	12¾" x 4½"
513200	VTU115	15W	Wood Grain	18¼" x 4½"
513195	VTU115	15W	White	18¼" x 4½"




**T-BAR LATEX ACRYLIC UNIT**

SKU NO.	MFG. NO.	WATTS	LENGTH
513155	ET244A	4-40W	48" x 15"



**CIRCLINE CHROME UNIT**

SKU NO.	MFG. NO.	LIGHTS
513210	C303	1-32W
513215	C351	1-22-1-32W



**SAFETY-THIN, WRAP-AROUND UNIT  
FOR INDUSTRY AND WORKSHOPS**

SKU NO.	MFG. NO.	WATTS	LENGTH
513180	WTA240A-ES	2-40W	48½" x 11¼"



**PLASTIC ENCLOSE CHROME  
VANITY LAMP**

SKU NO.	MFG. NO.	LAMPS	SIZE	FINISH
513105	AD120	1-20W	18¾" x 3¼"	Chrome
513100	AD115	1-15W	18¾" x 3¼"	Chrome
398180	MUC15W	1-15W	18¾" x 3¼"	White

SKU NO.	MFG. NO.	WATTS	FINISH	LENGTH
505211	VTU108	8W	Oak	12¾" x 4½"
505208	VTU108	8W	White	12¾" x 4½"
513200	VTU115	15W	Wood Grain	18¼" x 4½"
513195	VTU115	15W	Grain	18¼" x 4½"

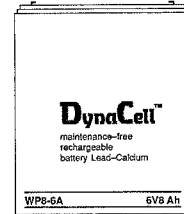
**DynaCell™ EMERGENCY LIGHT BATTERY**

**WP4-6 LEAD-ACID  
EMERGENCY LIGHTBATTERY**



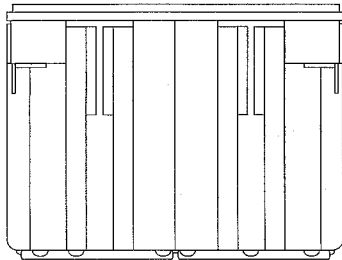
SKU NO.	MFG NO.	DIMENSIONS		
		LENGTH	WIDTH	HIGHT
506352	WP4-6	2.75"	1.81"	4.06"

**WP8-6A LEAD-ACID  
EMERGENCY LIGHTBATTERY**



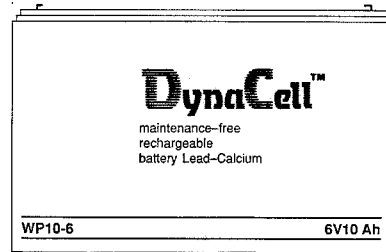
SKU NO.	MFG NO.	DIMENSIONS		
		LENGTH	WIDTH	HIGHT
506347	WP8-6A	3.88"	2.19"	4.69"

**WP8-0-4 LEAD-ACID  
EMERGENCY LIGHTBATTERY**



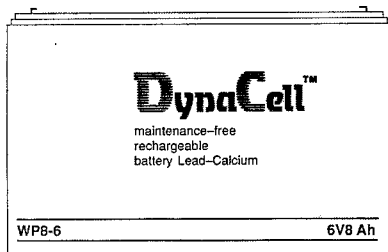
SKU NO.	MFG NO.	DIMENSIONS		
		LENGTH	WIDTH	HIGHT
506354	WP8-0-4	5.25"	2"	4"

**WP10-6 LEAD-ACID  
EMERGENCY LIGHTBATTERY**



SKU NO.	MFG NO.	DIMENSIONS		
		LENGTH	WIDTH	HIGHT
506344	WP10-6	5.94"	2"	3.81"

**WP8-6 LEAD-ACID  
EMERGENCY LIGHTBATTERY**



SKU NO.	MFG NO.	DIMENSIONS		
		LENGTH	WIDTH	HIGHT
506341	WP8-6	5.94"	2"	3.81"


**7**





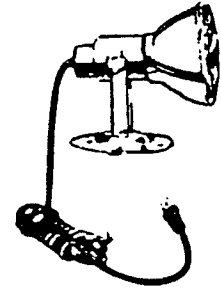
**L509-12P**

Two Die Cast  
 Aluminum Lamp Holder  
 With Wall Flange  
**SKU NO. 500761**



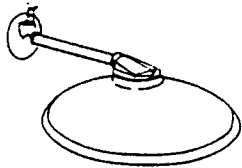
**RSB193**

Swival Reflector  
 Black Aluminum  
**SKU NO. 500779**




**SL101-12**

Economy Out Door  
 Light 6 Ft. 18.2 SPT  
 Cord & Plug  
**SKU NO. 500749**



**YL106**

Aluminum Yard Light  
 14" Reflector,  
 10½" Pipe, Porcelain  
 Socket  
**SKU NO. 500772**



**YL110**

Steel Yard Light  
 12" Diameter 9½"  
 Pipe, Porcelain  
 Socket  
**SKU NO. 500773**



**R161-10**

12" Reflector Screw In Lamp  
 Holder, Medium  
 Base  
**SKU NO. 500754**



**R164-10**

12" Diameter Reflector Shade  
 Adjustable to all size  
 sockets  
**SKU NO. 500757**



**VP140-12**

Moisture & Dust Type  
 Fixture. Not Ex Plosion  
 Proof.  
**SKU NO. 500751**



**VP144-12**

Moisture & Dust Type  
 For Universal Service  
 Horizontal or Vertical  
 2½" Threader Openings.  
**SKU NO. 500752**



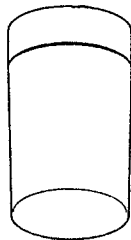
**99101**

Clear Glass Cylinder  
 3 Tiers.  
**SKU NO. 500763**




**99103**

Frosted Glass Cylinder  
 For BW11-Fixture  
**SKU NO. 500764**



**CEILING FIXTURE  
 W/GLASS CYLINDER**

SKU NO.	MFG. NO.	SIZE
500766	BC10	6¾" x 3½" DIAM

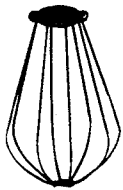


600


**Levolier™ Utility Lights**

Ideal for food processing plants, barns, garages, warehouses, and workshops. Low cost, corrosion-resistant, enclosed Levolier™ utility lights, complete with base and glass globe, are convenient to use.

- UL Listed
  - 3 1/2" Diameter; 9 1/2" Height
  - Two 5/16" diameter mounting holes on 4 3/8" centers
  - Moisture-resistant construction with no exposed metal parts
  - Large wiring compartment for easy wiring
  - Super strong, impact-resistant mounting unit
  - Up to 150 watt bulb
- SKU NO. 500683



V-2100




1438

**Wire Lamp Guards**

Wire lamp guards with universal collars help prevent breakage and theft. A wide variety of types and sizes are available to fit your diverse needs. Heavy-duty, 12-gauge, zinc-plated construction ensures long life.

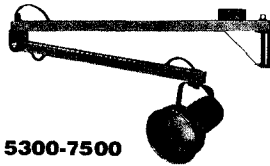
SKU NO. 500646 MFG NO. 2100  
SKU NO. 500643 MFG NO. 1438



2250

Easy-open cage snaps open and closed to facilitate quick bulb changing. Molded weather-resistant vinyl compound completely encloses brass sockets. Reliable connectors enhance safety, ensure long-lasting, trouble-free lighting.

SKU NO. 500652



5300-7500

**Dock and Loading Lights**

Ensure safe, dock-side lighting with McGill low-maintenance dock and loading lights. Reflector will accept lamp capacities up to 300 watt R-40 and PAR-38, as well as energy saving 120 watt ER-40 lamps. Side or overhead mounting and easy-to-install wiring enhance convenience. Ruggedly-constructed moveable parts help prevent equipment and/or lamp damage. Bronze bearings in arm joints allow easy positioning of lights. Spring-loaded sockets with push-button release permit fast relamping. Painted yellow for visibility and safety.

- UL Listed, CSA Certified
- Meets OSHA requirements
- 18/3-SJO internal cords
- High temperature porcelain sockets
- Long life 6 amp toggle switches
- 14 gauge 1 1/2" arms and .064 aluminum reflectors with yellow enamel finish
- Drilled mounting plates for 3/8" bolts

Comes with:  
One 12" arm and one 60" arm.  
18" arm-side mountain

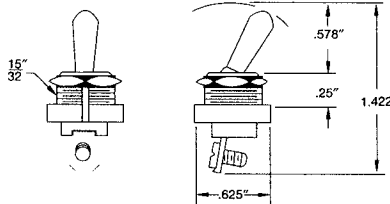
SKU NO. 500659



0125-1

**Shorting Switch for Low Voltage Gasoline Engine Ignition Systems**


- Screw terminal
- Optional indicator plate available



SKU NO. 500665



**Commercial Duty Extension Lights: Polypropylene Handle with Receptacle**



6025-SRG

Commercial duty extension lights resist impact, abrasion, and oil. Three-wire grounded handles with convenience receptacle. Easy-open, NO-ROL cage with rotating hook saves time and permits precise lamp positioning. Plated metal parts resist rust and corrosion. All-weather 16/3-SJTW-A yellow thermoplastic cords have molded plugs.

- UL Listed, CSA Certified\*
- Meets OSHA requirements
- 10 Amp. 125V AC receptacle rating
- Accommodates 100 watt max.
- Push-through switch
- Internal strain relief withstands 30-lbs. pull test

\* 75 watt max. for CSA Certification.

SKU NO.	MFG NO.	LENGTH
500662	6025SRG	25' 16/3
500664	6050SRG	50' 16/3



17e

**Tubeloc Holders**

Securely position and hold tubes in fluorescent fixtures with economical, easy-to-install Tubeloc holders. Assure good electrical contact. Constructed of shock-resistant Nylon

- UL Listed, CSA Certified
- Styles to fit most fluorescent lamps in use today

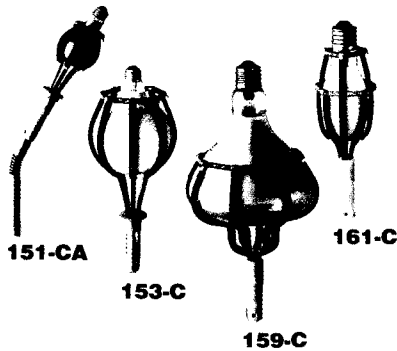
T-12 slimline single pin, T-17 power groove w/recessed double contact base.

SKU NO. 500684



## UTILITY LIGHTING, LAMP PROTECTION, AND LAMP CHANGERS

### Incandescent Lamp Changers

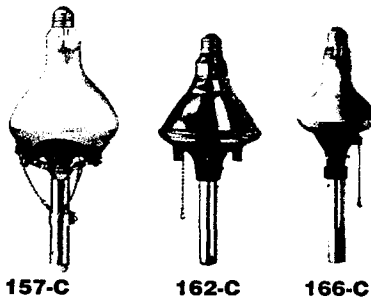


Rubber covered fingers with garter springs on McGill lamp changers make changing a variety of bulb types simple. Hard-to-reach lamps are easily replaced without using ladders or platforms. A variety of styles and sizes are available to fit practically all commonly used lamps. Models for use with incandescent, tungsten halogen, mercury, metal halide, and sodium lamps.

- Garter spring grips lamps firmly
- Lightweight for ease of use and convenience
- Insulated to help protect against shock
- Changes bulbs up to 25 foot heights

### Incandescent Lamp Changers

SKU NO.	Cat. No.		Bulb Size*	Wattage
500592	150-CA*	Changer head with angle adjustment*	A-15, -17, -19 G-16 $\frac{1}{2}$ , -18 $\frac{1}{2}$	15-100
500598	151-CA*	Changer head with angle adjustment*	A-19, -21, -23 P-25, PS-25, -30, -35 GA-25, G-25, -30	25-500
500601	152-C	Changer head only	PS-35, -40 G-40, -48	25-500
500604	153-C	Changer head only	PS-52 G-48, -64	750-1500 (incandescent) 1000-1500 (tungsten halogen)
500607	156-C	Changer head only	R-30, -40 PAR-36, -38 ER-40	50-500 (incandescent)
500616	158-C	Changer head only	E-37 BT-37, -46	400-700 (mercury) 1000 (tungsten halogen) 400 (metal halide)
500622	161-C	Changer head only	BT-24, -28 E-21, -23 $\frac{1}{2}$ , -28	75-250 (mercury) 175 (metal halide) 50-215 (sodium)



### Incandescent Lamp Changers with Rubber Suction Cups

Rubber suction cups on McGill lamp changers make it easy for you to change lamps where space surrounding bulbs is limited. Made of durable synthetic rubber, these changers securely fasten onto bulbs and allow for safely changing bulbs up to 25 foot heights.



SKU NO.	Cat. No.
500637	200

Broken lamp base remover for standard and mogul lamp bases

SKU NO.	Cat. No.		Bulb Size*	Wattage
500613	157-C	Changer with rubber suction cups	R-40, -52, RB-52	75-1000 (incan. spot/flood) 100-400 (mercury)
500628	162-C	Changer with rubber suction cup	PAR-36, -38, -46	25-150 (incandescent) 75-100 (mercury)
500631	166-C	Changer with rubber suction cup	R-20, -30, ER-30	30-75 (incandescent)

\* Jointed angle adapter for easy removal of horizontally or angle mounted lamps included. Use with small headed units only. May not accommodate weight of greater wattage bulbs. Bulb size, not wattage, determines proper changer.

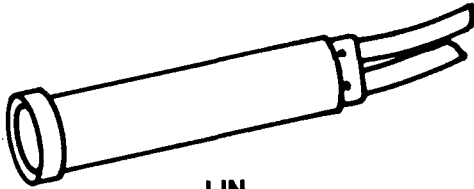


SKU NO.	Cat. No. w/switch	Cat. No. w/o switch	Sockets
500686	868	00868	Socket for 5000





# INDICATOR LIGHTS

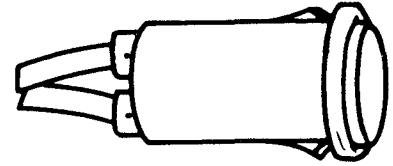


**LIN**  
 1/2" Indicator Light w/Raised Lens  
 PN: SL32111-4 Shown

SKU #	MFG #	TYPE	COLOR FLUSH
Sizes 5/16"			
501971	SL32113	4	Green
501977	SL32113	6	Green
501983	SL32114	4	Clear
502001	SL32115	4	Red
502007	SL32116	4	Amber
502013	SL32116	6	Amber
505678	SL32112	4	Blue
505681	SL32115	6	Blue
502223	SL32111	7	Flush-Head
502241	SL32113	7	Green

**NOTE**

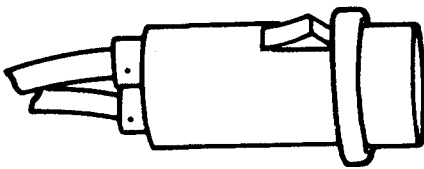
- #4 14V INCANDESCENT  
1.12W 15,000 HOURS
- #6 125V NEON LAMP  
.33W 25,000 HOURS
- #7 250V NEON LAMP  
.33W 25,000 HOURS



**LIN**  
 1/2" Indicator Light w/Flush Lens  
 PN: SL53211-4 Shown

SKU #	MFG #	TYPE	COLOR FLUSH
Sizes 1/2"			
502031	SL53211	6	White
502043	SL53212	6	Blue
502049	SL53213	4	Green
502061	SL53213	6	Green
502067	SL53214	4	Clear
502073	SL53214	6	Clear
502079	SL53215	4	Red
502091	SL53215	6	Red
502097	SL53216	4	Amber
502103	SL53216	6	Amber
502271	SL53211	7	Flush-Head White
502277	SL53212	7	Blue
502283	SL53213	7	Green
502289	SL53214	7	Clear
502301	SL53215	7	Red
502307	SL53216	7	Amber

7



**LIN**  
 Indicator Light w/Raised Lens  
 PN: SL53411-4 Shown

SKU #	MFG #	TYPE	COLOR FLUSH
502109	SL53411	4	Amber
502127	SL53411	6	Amber
502151	SL53413	4	Green
502157	SL53413	6	Green
502169	SL53414	6	Clear
502181	SL53415	4	Red
502187	SL53415	6	Red
502313	SL53411	7	White
502319	SL53412	7	Blue
502331	SL53413	7	Green
502337	SL53414	7	Clear
502343	SL53415	7	Red

**Our catalog does not contain everything in our inventory. If there are products you do not find that are related to those in this catalog call 437-1205 so that we may assist you.**