


**WHERE TO GET IT?**  
**If you can't find it**  
**in our catalog check us**  
**out at our website:**  
**addisononline.com**  
**or e-mail us at:**  
**abmsls@aol.com**

**Rawl Calk-In**



GSA Specification  
 FF-S-325, Group I, Type 1, Class 1

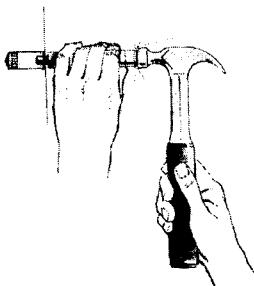
The Rawl Calk-In is a precision cast calking type machine screw anchor which is simple to install.

The zinc alloy cone is chamfered at the top for easy screw starting. The sharp collar prevents the cone from being drawn up through the sleeve when overloads are applied.

SKU NO	Cat. No.	Size	Drill Dia.	Min. Depth	Std. Box
856373	9205	8-32	5/16"	1/2"	100
856374	9210	10-24	3/8"	5/8"	100
856377	9220	1/4-20	1/2"	7/8"	100
856378	9225	5/16-18	5/8"	1"	50
856379	9230	3/8-16	3/4"	1-1/4"	50
856380	9240	1/2-13	7/8"	1-1/2"	50
856381	9245	5/8-11	1-1/8"	2"	50

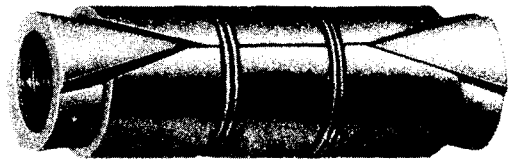
Each package includes one setting tool.

**CALK-IN TOOL**



SKU NO	MFG NO	SIZE
856384	9211	10" x 24"
856386	9221	1/4" x 20"
856387	9226	5/16" x 15"
856388	9231	3/8" x 16"
856389	9241	1/2" x 13"
856390	9246	5/8" x 11"
856391	9251	3/4" x 10"

**Rawl Double**



GSA Specification  
 FF-S-325, Group II, Type 2, Class 2, Style 2

The Rawl Double machine bolt anchor is designed for use in masonry materials of questionable strength.


Setting the anchor causes opposing wedges at either end to be drawn tightly into the anchor providing full-length expansion against the walls of the hole.

The top wedge-shaped cone acts as a bearing sleeve for the bolt when subjected to shear loads.

SKU NO	Cat. No.	Size	Drill Dia.	Min. Depth	Std. Box
856363	9510	1/4"	1/2"	1-1/4"	50
856364	9515	5/16"	5/8"	1-1/2"	50
856365	9520	3/8"	3/4"	1-3/4"	50
856366	9525	1/2"	7/8"	2-1/4"	25
854889	9530	5/8"	1"	2-1/2"	25
854890	9535	3/4"	1-1/4"	3-1/2"	10

\*Malleable iron

**Rawl Lag-Shield**




GSA Specification  
 FF-S-325, Group II, Type 1, Classes 1 and 2

*In mortar joints, install the anchor to expand against the brick or block. Drill hole, insert anchor until flush with surface. Position fixture, insert lag bolt and tighten. Bolt length should be selected to assure full thread engagement in anchor.*

SKU NO	Cat. No.	Size	Drill Dia.	Min. Depth	Std. Box
856392	1051	1/4" Short	1/2"	1"	50
856393	1055	1/4" Long	1/2"	1-1/2"	50
856394	1101	5/16" Short	1/2"	1-1/4"	50
856395	1105	5/16" Long	1/2"	1-3/4"	50
856396	1151	3/8" Short	5/8"	1-3/4"	50
856397	1155	3/8" Long	5/8"	2-1/2"	50
856398	1201	1/2" Short	3/4"	2"	50
856399	1205	1/2" Long	3/4"	3"	50
856400	1251	5/8" Short	7/8"	2"	25
856401	1255	5/8" Long	7/8"	3-1/2"	25
854887	1305	3/4" Long	1"	3-1/2"	25

**5**


**Rawl-Stud**



The Rawl-Stud is a one-piece anchor bolt available in standard low carbon steel or stainless steel for installations in highly corrosive environments. The patented dual pressure expansion collar distributes the load equally in the lateral planes of the concrete, thus preventing bolt cocking or premature rupture.

SKU No.	Cat. No.	Size	Min. Depth	Thd. Lgth.	Std. Box
856185	7400	1/4" x 1-3/4"	1-1/8"	3/4"	100
856186	7402	1/4" x 2-1/4"	1-1/8"	7/8"	100
856187	7404	1/4" x 3"	1-1/8"	7/8"	100
856188	7410	3/8" x 2-1/4"	1-3/4"	1-1/8"	50
856189	7412	3/8" x 2-3/4"	1-3/4"	1-1/8"	50
856191	7414	3/8" x 3-1/2"	1-3/4"	1-1/8"	50
856193	7416	3/8" x 5"	1-3/4"	1-1/8"	50
856194	7420	1/2" x 2-3/4"	2-1/4"	1-1/4"	50
856195	7422	1/2" x 3-3/4"	2-1/4"	1-1/4"	50
856196	7423	1/2" x 4-1/2"	2-1/4"	1-1/4"	50
856197	7424	1/2" x 5-1/2"	2-1/4"	1-1/4"	50
856198	7426	1/2" x 7"	2-1/4"	1-1/4"	25
856199	7430	5/8" x 3-1/2"	2-7/8"	1-5/8"	25
856200	7432	5/8" x 4-1/2"	2-7/8"	1-5/8"	25
856202	7434	5/8" x 6"	2-7/8"	1-5/8"	25
856203	7436	5/8" x 7"	2-7/8"	1-5/8"	25
856931	7440	3/4" x 4-1/4"	3-3/8"	1-3/4"	20
856204	7442	3/4" x 5-1/2"	3-3/8"	1-3/4"	20
856205	7446	3/4" x 7"	3-3/8"	1-3/4"	20
856928	7449	3/4" x 10"	3-3/8"	1-3/4"	10

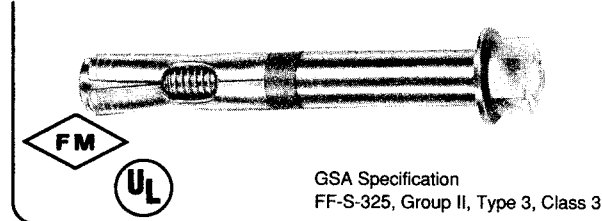
**Rawl Set-Bolt**



The Rawl Set-Bolt is a stud type expansion anchor requiring no hole-spotting thereby saving installation time. It is simple and fast to install. Just drill a hole, drop the Set-Bolt in and set with several sharp hammer blows. The tapered top protects the threads from damage.

SKU No.	Cat. No.	Size	Min. Depth	Std. Box
856407	7101	1/4" x 1-3/4"	1-3/8"	100
856408	7103	1/4" x 2-1/4"	1-3/8"	100
856409	7107	1/4" x 3-1/4"	1-3/8"	100
856410	7123	3/8" x 2-1/4"	1-5/8"	50
856411	7126	3/8" x 3"	1-5/8"	50
856412	7129	3/8" x 3-3/4"	1-5/8"	50
856413	7134	3/8" x 6"	1-5/8"	50
856414	7145	1/2" x 2-3/4"	1-7/8"	50
856415	7151	1/2" x 4-1/4"	1-7/8"	25
856416	7153	1/2" x 5-1/4"	1-7/8"	25
856417	7168	5/8" x 3-3/8"	2-3/8"	25
856419	7176	5/8" x 7"	2-3/8"	25

**Rawl Lok/Bolt™**



The Rawl Lok/Bolt is designed to draw the fixture tighter to the surface because of its unique, flexible, compression ring. As the anchor is being tightened, the nylon compression ring will, if necessary, compress so that the material being fastened is tightly secured against the face of the masonry. Under load, the specially tapered bolt is drawn further into the expansion sleeve to develop increased locking action against the walls of the hole.

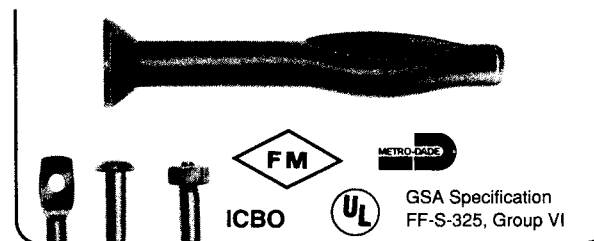
SKU No.	Cat. No.	Size	Drill Dia.	Min. Depth	Std. Box
<b>HEX NUT</b>					
856217	5005	5/16" x 1-1/2"	5/16"	1-1/2"	100
856218	5010	5/16" x 2-1/2"	5/16"	1-1/2"	100
856219	5015	3/8" x 1-7/8"	3/8"	1-5/8"	50
856220	5020	3/8" x 3"	3/8"	1-5/8"	50
856221	5025	1/2" x 2-1/4"	1/2"	2-1/4"	25
856222	5030	1/2" x 3"	1/2"	2-1/4"	25
856223	5034	1/2" x 4"	1/2"	2-1/4"	25
856224	5035	5/8" x 2-1/4"	5/8"	2-1/4"	25
856226	5040	5/8" x 4-1/4"	5/8"	2-3/4"	10
856227	5045	5/8" x 6"	5/8"	2-3/4"	10
856228	5050	3/4" x 2-1/2"	3/4"	3-3/8"	10
856229	5055	3/4" x 4"	3/4"	3-3/8"	10
856230	5060	3/4" x 5-3/4"	3/4"	3-3/8"	10

SKU No.	Cat. No.	Size	Drill Dia.	Min. Depth	Std. Box
<b>FLAT HEAD</b>					
856231	5305	1/4" x 1-1/8"	1/4"	1-1/8"	100
856232	5310	1/4" x 2"	1/4"	1-1/8"	100
856233	5315	1/4" x 3"	1/4"	1-1/8"	100
856234	5320	1/4" x 4"	1/4"	1-1/8"	100
856235	5325	1/4" x 5-1/4"	1/4"	1-1/8"	100
856236	5330	5/16" x 2-1/2"	5/16"	1-1/2"	100
856237	5335	5/16" x 3-1/2"	5/16"	1-1/2"	100
856238	5340	3/8" x 2-3/4"	3/8"	1-5/8"	50
856239	5345	3/8" x 4"	3/8"	1-5/8"	50

**LOK/BOLT EXTENDERS** for added length. Will fit all head styles.

856242	5684	3/8" x 1"	3/8"	1-5/8"	100
856929	5686	1/2" x 1"	1/2"	2-1/4"	100

**Rawl DRIVE™**

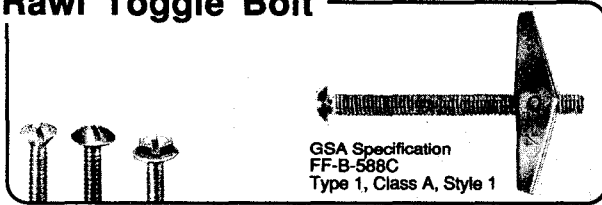


The Rawl DRIVE one-piece anchor is designed for maximum performance in hard masonry, primarily concrete and stone.

**FLAT HEAD**

SKU No.	Cat. No.	Size	Drill Dia.	Min. Embed.	Std. Box
856246	3152	3/16" x 2-1/2"	3/16"	7/8"	100
856248	3272	1/4" x 2"	1/4"	1-1/8"	100

**Rawl Toggle Bolt**




GSA Specification  
 FF-B-588C  
 Type 1, Class A, Style 1

*Drill hole completely through wall. Insert bolt through item to be fastened, fold wings completely back, then push through hole until wings spring open. Pull back to hold wings against inside wall. Tighten with screwdriver.*

SKU NO.	Catalog Round	Size	Drill Dia.	Std. Box
856298	4021	1/8" x 2"	3/8"	50
856299	4031	1/8" x 3"	3/8"	50
856300	4041	1/8" x 4"	3/8"	50
856301	4121	3/16" x 2"	1/2"	50
856302	4131	3/16" x 3"	1/2"	50
856303	4141	3/16" x 4"	1/2"	50
856304	4151	3/16" x 5"	1/2"	50
856305	4161	3/16" x 6"	1/2"	50
856306	4231	1/4" x 3"	5/8"	50
856307	4241	1/4" x 4"	5/8"	50
856308	4251	1/4" x 5"	5/8"	50
856309	4261	1/4" x 6"	5/8"	50
856310	4331	5/16" x 3"	7/8"	25
856311	4341	5/16" x 4"	7/8"	25
856312	4351	5/16" x 5"	7/8"	25
856313	4361	5/16" x 6"	7/8"	25
856314	4431	3/8" x 3"	7/8"	25
856315	4441	3/8" x 4"	7/8"	25
856316	4451	3/8" x 5"	7/8"	25
856317	4461	3/8" x 6"	7/8"	25
856318	4541	1/2" x 4"	1-1/4"	25
856320	4561	1/2" x 6"	1-1/4"	25

SKU NO.	Catalog Flat	Size	Drill Dia.	Std. Box
856324	4132	3/16" x 3	1/2"	50
856325	4142	3/16" x 4	1/2"	50
856327	4232	1/4" x 3	5/8"	50
856328	4242	1/4" x 4	5/8"	50

**Toggle Wings**




All steel construction, 6 sizes, corner machine threaded hole. Any length screw can be used, thread sizes shown below.

**TOGGLE WINGS ONLY**

SKU NO.	Cat. No.	Size	Drill Dia.	Std. Box
856330	4000	1/8"	3/8"	100
856331	4020	3/16"	1/2"	100
856332	4220	1/4"	5/8"	100
856333	4330	5/16"	7/8"	50
856334	4430	3/8"	7/8"	50
856335	4540	1/2"	1-3/8"	25

**Rawly**



GSA Specification  
 FF-B-588-5340

The Rawly is a screw anchor designed especially for use in hollow materials, such as plaster, wallboard, concrete, block, hollow tile, etc.

As the screw is tightened, the legs of the Rawly expand and are drawn up tight in three planes against the inside wall of the hollow material, thus assuring a secure firm grip.

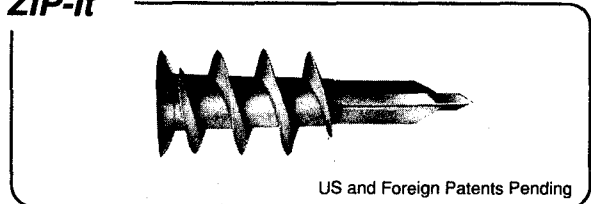
Once the anchor has been set, the screw may be removed and replaced without affecting the Rawly.

SKU NO.	Cat. No.	Size	Drill Dia.	Wall Thickness	Std. Box
856336	2100	1/8" Ex. Short	5/16"	1/8" to 1/4"	100
856337	2101	1/8" Short	5/16"	3/8" to 1/2"	100
856338	2102	1/8" Long	5/16"	5/8" to 1"	100
856339	2103	1/8" Ex. Long	5/16"	1-1/4" to 1-1/2"	50
856340	2111	3/16" Short	3/8"	3/8" to 5/8"	50
856341	2112	3/16" Long	3/8"	3/4" to 1-1/8"	50
856342	2113	3/16" Ex. Long	3/8"	1-1/4" to 1-3/4"	25
856343	2121	1/4" Short	7/16"	3/8" to 1/2"	50
856344	2122	1/4" Long	7/16"	5/8" to 1-1/8"	50
856345	2123	1/4" Ex. Long	7/16"	1-1/4" to 1-3/4"	25

**DRIVE RAWLY**

SKU NO.	Cat. No.	Size	Drill Dia.	Wall Thickness	Std. Box
856346	2180	1/8" Ex. Short	-	1/8" to 1/4"	100
856347	2182	1/8" Short	-	3/8" to 1/2"	100
856348	2184	1/8" Long	-	1/2" to 3/4"	100

**ZIP-It™**



US and Foreign Patents Pending

The new Rawl ZIP-It fastener is the fastest and easiest hollow wall anchor you can use in wallboard. The unique drill tip configuration uses four offset blades to insure fast and true cutting. Two blades are cutting blades, the other two stabilize the anchor for speed and accuracy.

A unique thread design with thin, knife-like over-size threads achieves unusually high holding power in gypsum without sacrificing speed.

The tapered root compacts the wall material around the anchor, increasing the holding power.

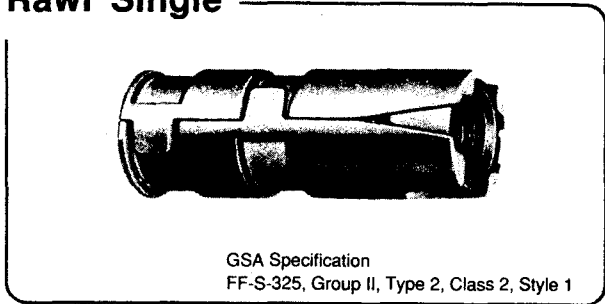
Anti-rotation ratchet teeth under the collar secure the anchor when removing the screw.

Made of tough Du Pont ZYTEL® nylon the ZIP-It is electrically nonconductive to insure a safe installation under all circumstances.

SKU NO.	Cat. No.	Size Wall Thickness	Description	Std. Box
856650	2345	up to 1"	Std. box, no screws Nylon	100
856323	2346	up to 1"	Std. box no screws Zinc	100
856653	2368		Anchor kit Nylon	1
856326	2369		Anchor kit Zinc	50

**5**

**Rawl Single**




The Rawl Single is a standard non-calking machine bolt anchor made of rustproof zinc alloy.

As the bolt is tightened, the threaded cone is drawn up into the expansion shield which develops a wedging action deep in the masonry where the masonry material is the strongest.

One-piece construction permits fast, easy installation.

SKU NO	Cat. No.	Size	Drill Dia.	Min. Depth	Std. Box
856359	9650	1/4"	1/2"	1-3/8"	50
856360	9655	5/16"	5/8"	1-5/8"	50
856361	9665	3/8"	5/8"	1-5/8"	50
856362	9675	1/2"	7/8"	2-1/2"	25

**Rawlplug**



The Rawlplug is a masonry anchor designed for use with wood, sheet metal and lag screws. It is formed of braided jute, nature's toughest fiber.

Rawlplugs are the only universal masonry anchors - they can be used in any masonry material.

"Elastic compression," a special feature of the Rawlplug, absorbs shock and vibration and prevents cracking of fragile or brittle masonry.

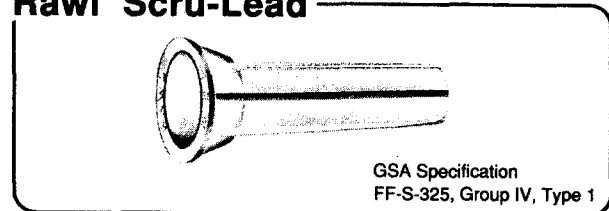
The small hole required means less time spent drilling and lower drill costs. Screws may be removed or replaced as often as necessary without affecting the anchorage.

For maximum performance, use same size drill, Rawlplug and screw.

**SHEET METAL AND WOOD SCREW SIZES**

SKU NO	Cat. No.	Size	Drill Size & Dia.	Std. Box
854868	9003	6 x 3/4"	#6 (5/32")	100
854869	9005	6 x 1"	#6 (5/32")	100
854870	9011	8 x 3/4"	#8 (11/64")	100
854874	9013	8 x 1"	#8 (11/64")	100
854878	9015	8 x 1-1/4"	#8 (11/64")	100
854871	9017	8 x 1-1/2"	#8 (11/64")	100
854872	9024	10 x 3/4"	#10 (3/16")	100
854873	9026	10 x 1"	#10 (3/16")	100
854888	9028	10 x 1-1/4"	#10 (3/16")	100
854893	9030	10 x 1-1/2"	#10 (3/16")	100
854875	9039	12 x 1"	#12 (1/4")	100
854895	9041	12 x 1-1/4"	#12 (1/4")	100
854876	9043	12 x 1-1/2"	#12 (1/4")	100
854877	9050	14 x 1"	#14 (9/32")	100
854879	9056	14 x 2"	#14 (9/32")	100


**Rawl Scru-Lead**



A multi-size screw anchor for use with sheet metal, wood or lag screws, the Rawl Scru-Lead is made entirely of Rawloy - an exclusive Rawl lead alloy which is soft enough for easy installation, yet hard enough to give sure, secure holding power.

SKU NO	Cat. No.	Size	Drill Dia.	Min. Depth	Std. Box
856402	9409	6-8 x 3/4"	1/4"	3/4"	100
856403	9414	6-8 x 1"	1/4"	1"	100
856404	9419	6-8 x 1-1/2"	1/4"	1-1/2"	100
856405	9429	10-14 x 1"	5/16"	1"	100
856406	9439	10-14 x 1-1/2"	5/16"	1-1/2"	100
854892	9460	16-18 x 1-1/2"	3/8"	1-1/2"	25

**Rawl Bantam Plug**




The Rawl Bantam Plug is a multi-size lightweight plastic anchor for wood and sheet metal screws. This economical anchor can be used in a variety of light duty applications from wallboard to concrete. The flange makes this versatile anchor easy to install in hollow walls.

The load capacities depend on the integrity of the base material in which it is installed. The Bantam Plug is recommended for light duty static applications where holding power is not a critical factor.

SKU NO	Cat. No.	Size	Drill Dia.	Min. Depth	Std. Box
856355	7559	6-8 x 3/4"	3/16"	3/4"	100
856356	7569	8-10 x 7/8"	3/16"	7/8"	100
856357	7579	10-12 x 1"	1/4"	1"	100
856358	7589	14-16 x 1-1/2"	5/16"	1-1/2"	50

**Rawl Poly-Toggle® Screw Anchor**




The new Rawl Poly-Toggle Screw Anchor is a patented, fast, easy-to-use hollow wall anchor. In addition to the short, medium and long Poly-Toggle Anchors, a specially designed Mini Poly-Toggle has been introduced for use in 1/8" hollow doors, an extra long for use in 3/4" wallboard and a super long for use in 1" wallboard. For use in solid masonry, the outer wings are twisted off.

SKU NO	Cat. No.	Size	Wall Thickness	Drill Dia.	Screws	Std. Box
856349	2303	Short	3/8"	5/16"	-	100
856350	2304	Medium	1/2"	5/16"	-	100
856351	2305	Long	5/8"	5/16"	-	100

5

### Rawl Twin-Fast™ Self-Drilling Screws




Rawl Twin-Fast Self-Drilling Screws are threaded fasteners with drill points. They drill, tap and fasten in one operation to structural steel, galvanized steel, aluminum and other metal for numerous fastening-to-metal applications.

SKU NO.	Cat. No.	Size	Head Style	Point Style	Thickness (Inches)	Std. Box
856280	2202	6-20 x 3/8"	PH	2	.035-.090	250
856281	2204	6-20 x 1/2"	PH	2	.035-.090	250
856282	2210	8-18 x 1/2"	PH	2	.035-.100	250
856285	2212	8-18 x 1/2"	HX	2	.035-.100	250
856283	2214	8-18 x 3/4"	PH	2	.035-.100	100
856286	2216	8-18 x 3/4"	HX	2	.035-.100	100
856287	2218	8-18 x 1"	HX	2	.035-.100	100
856295	2221	8-18 x 5/8"	SHH	3	.100-.140	250
856288	2223	10-16 x 1/2"	HX	3	.110-.175	100
856289	2225	10-16 x 3/4"	HX	3	.110-.175	100
856284	2227	10-16 x 3/4"	PH	3	.110-.175	100
856290	2229	10-16 x 1"	HX	3	.110-.175	100
858290	2228	10-16 x 1-1/4"	HX	3	.110-.175	100
858291	2230	10-16 x 1-1/2"	HX	3	.110-.175	100
856291	2231	12-14 x 3/4"	HX	3	.110-.210	100
856292	2233	12-14 x 1"	HX	3	.110-.210	100
856293	2235	1/4"-14 x 3/4"	HX	3	.110-.250	100
856294	2237	1/4"-14 x 1"	HX	3	.110-.250	100
856296	2241	12-14 x 3/4"	HX*	3	.110-.210	100
856297	2244	12-14 x 1"	HX*	2	.035-.140	100

\*Neoprene washer for sealing

### Rawl Nylon Nailin



*Position fixture. Drill hole same nominal diameter as anchor. Insert Nailin anchor and tap gently until head of anchor body is set tightly against item to be fastened. Hammer nail flush to expand the body.*

SKU NO.	CATALOG NO. MUSHROOM HD	SIZE
856213	2513	1/4" x 3/4"
856214	2523	1/4" x 1"
856215	2543	1/4" x 1 1/2"
856216	2563	1/4" x 2"

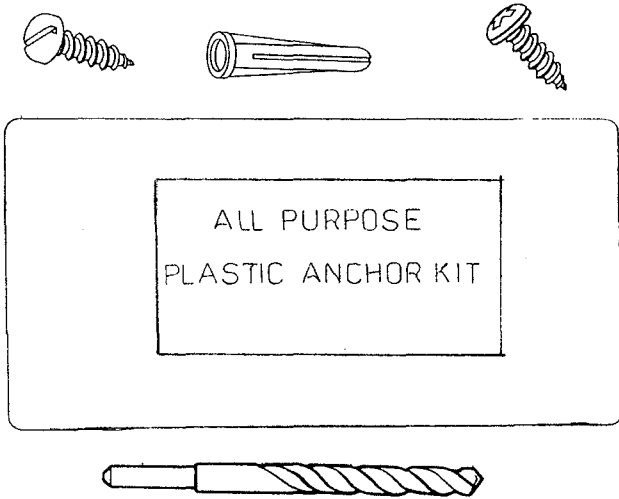


### Dykem Hi-Spot

Dykem Hi-Spot, available in blue or red, is used for locating high spots on bearing and gear surfaces. It is non-drying and non-hardening and transfers clearly from one surface to another.

SKU NO	Mfg. No.	SIZE
707030	83207	1/2" x 4" Tube

5




All purpose anchor kits come complete with screws, plastic anchors and an appropriately size masonry drill bit in a re-closable plastic box.

SKU NO.	KIT NO.	SCREW SIZE	DRIVE TYPE	DRILL SIZE	NUMBER OF SCREWS/ANCHORS
856605	AP-10P	#6	Combo	3/16"	100
856608	AP-12P	#10	Combo	1/4"	100
856611	AP-14P	#12	Combo	5/16"	50

Our catalog does not contain everything in our inventory. If there are products you do not find that are related to those in this catalog call 437-1288 so that we may assist you.

**Rawl TAPCON®**



TAPCON is a registered trademark of Illinois Tool Works

Using TAPCON drill bit, drill hole a minimum of 1/4" deeper than the maximum embedment depth of the anchor (minimum anchor embedment should be 1"). Place anchor through fixture into drilled pilot hole and drive in with hex socket or Phillips bit.

**RAWL TAPCON FASTENERS DRILL BITS\***

SKU No.	Cat. No.	PFH Size	Std. Box	SKU No.	Cat. No.	Drill Size
856262	2740	3/16" x 1-1/4"	100	856272	2781	5/32" x 3-1/2"
856263	2742	3/16" x 1-3/4"	100			
856264	2744	3/16" x 2-1/4"	100	856273	2782	5/32" x 4-1/2"
856265	2746	3/16" x 2-3/4"	100			
856266	2760	1/4" x 1-1/4"	100	856275	2785	3/16" x 3-1/2"
856267	2762	1/4" x 1-3/4"	100			
856268	2764	1/4" x 2-1/4"	100	856276	2786	3/16" x 4-1/2"
856269	2766	1/4" x 2-3/4"	100			
856270	2768	1/4" x 3-1/4"	100	856277	2787	3/16" x 5-1/2"
856271	2770	1/4" x 3-3/4"	100			
856442	2772	1/4" x 4"	100			

**RAWL TAPCON FASTENERS DRILL BITS\***

SKU No.	Cat. No.	HEX Size	Std. Box	SKU No.	Cat. No.	Drill Size
856251	2700	3/16" x 1-1/4"	100	856272	2781	5/32" x 3-1/2"
856252	2702	3/16" x 1-3/4"	100			
856253	2704	3/16" x 2-1/4"	100	856273	2782	5/32" x 4-1/2"
856254	2706	3/16" x 2-3/4"	100			
856255	2708	3/16" x 3-1/4"	100	856274	2783	5/32" x 5-1/2"
856439	2710	3/16" x 3-3/4"	100			
856441	2712	3/16" x 4"	100			
856256	2720	1/4" x 1-1/4"	100	856275	2785	3/16" x 3-1/2"
856257	2722	1/4" x 1-3/4"	100			
856258	2724	1/4" x 2-1/4"	100	856276	2786	3/16" x 4-1/2"
856259	2726	1/4" x 2-3/4"	100			
856260	2728	1/4" x 3-1/4"	100	856277	2787	3/16" x 5-1/2"
856261	2730	1/4" x 3-3/4"	100			
856443	2732	1/4" x 4"	100			

\*Use special TAPCON drill bits only.

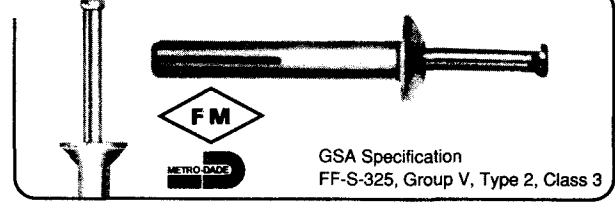
**CONDRIVE 1000 Cat. No. 2791:** Two-step installation tool for all sizes and styles of TAPCON fasteners.

**SKU NO. 741100**

**CONDRIVE 2000 Cat. No. 2792:** One-step tool for high speed installation of TAPCON HWH sizes to 2-3/4" long.

**SKU NO. 741101**

**Rawl Zamac Nailin**




GSA Specification  
FF-S-325, Group V, Type 2, Class 3

The Zamac Nailin has a body of Zamac #7, a special zinc alloy developed for its resistance to corrosion. The expansion device is a nail which can be supplied in either plated steel or stainless steel depending on the degree of corrosion resistance required. These fasteners are manufactured in mushroom head and flat head configurations.

**MUSHROOM HEAD**

SKU No.	Cat. No.	Size	Drill Dia.
856208	2806	1/4" x 3/4"	1/4"
856209	2808	1/4" x 1"	1/4"
856438	2814	1/4" x 1-1/4"	1/4"
856210	2820	1/4" x 1-1/2"	1/4"
856211	2826	1/4" x 2"	1/4"

**Rawl Steel Drop-In**



GSA Specification  
FF-S-325, Group VIII, Type 1

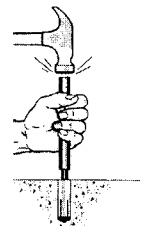
The Rawl Steel Drop-In is an all-steel, fire-resistant machine bolt anchor with a pre-assembled internal expander plug that is glued in the body so that it cannot be lost or fall out, even when being installed overhead. This special anchor design offers fast and easy installation and provides maximum holding power. It can be installed flush with masonry surface or sub-set. Stainless Steel Drop-In anchors available from stock.

**STEEL DROP-IN (INTERNAL PLUG)**


SKU No.	Cat. No.	Size	Drill Dia.	Min. Depth	Thd. Depth	Std. Box
856367	6304	1/4"	3/8"	1-1/4"	7/16"	100
856368	6306	3/8"	1/2"	1-7/8"	5/8"	50
856369	6308	1/2"	5/8"	2-3/8"	13/16"	50
856370	6320	5/8"	7/8"	3"	1-3/16"	25
856371	6312	3/4"	1"	3-1/2"	1-3/8"	10

**STEEL INSTALLATION TOOL**

SKU NO.	MFG. NO.	SIZE
856423	6305	1/4"
856424	6307	3/8"
856425	6309	1/2"
856426	6311	5/8"
856427	6313	3/4"



**NAILS**



DUPLEX HEAD




BOX COMMON



SINKERS



POLE BARN RING SHANK



FLOORING SCREW SHANK



FINISHING



PLASTERBOARD



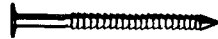
FLUTED MASONRY



ROOFING



STAPLES



DRYWALL RING SHANK

**SQUARE HEAD INSULATION NAIL**

NAIL TYPE	SKU NO.	WASHER
3½"	851010	851016
1½"	851013	

**LARGE SPIKES**

TYPE	8 x 3/8"	10 x 3/8"	12 x 3/8"
SPIKES	850546	850547	850549
	850919	850921	850924

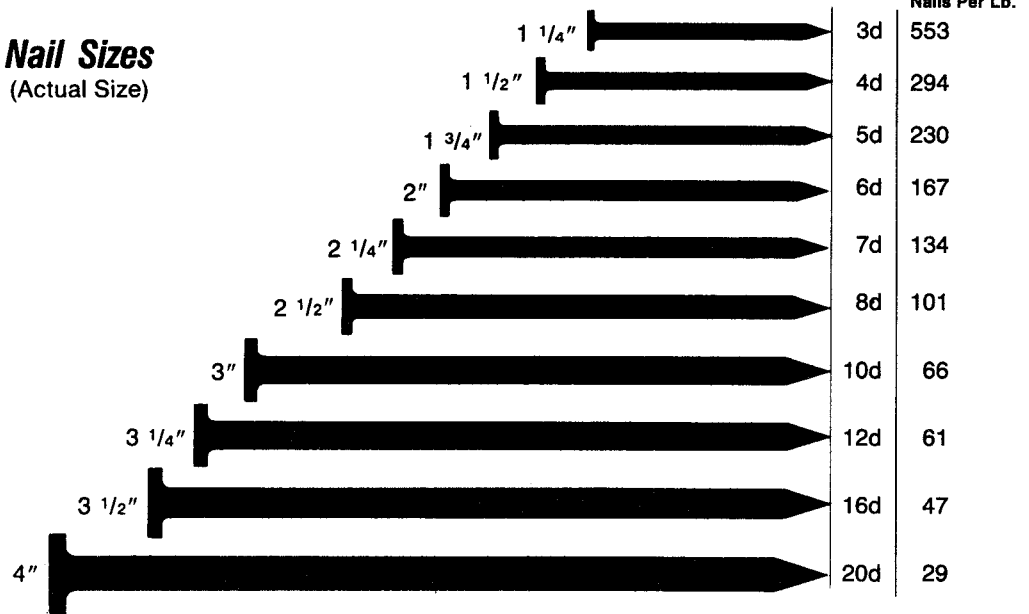
TOP LINE PER POUND  
 MIDDLE LINE PER 5# BOX  
 BOTTOM LINE PER 50# CARTON

TYPE	¾"	7/8"	1"	1¼"	1½"	1¾"	2"	2¼"	2½"	3"
DRY WALL RING SHANK				850630 850792 851024	850632 850794 851025	850629 850793 851030	850635 850795 851033			
FLUTED MASONRY NAIL			850611 850778 851009		850614 850781 851012			850617 850784 851015	850620 850787 851018	850623 850790 851021
GALVANIZED ROOFING NAIL		850581 850744 850927	850584 850745 850930	850587 850748 850933	850590 850751 850936		850593 850754 850939	850596 850757 850942	850550 ----- 850945	850552 ----- 850948
HARD TRIM NAILS				850642 ----- -----	850643 850798 -----			850645 850800 -----	850646 850801 -----	
PLASTER BOARD BRITE				850626 850791 850972						
UNDERLAYMENT RING SHANK				850638 850797 851036						
GALVANIZED STAPLES	850541 850758 850951		850543 850760 850954		850544 850763 850957		850553 850766 850960			
NEO-PREME GASKET R.S. ROOFING NAIL								850559 850769 850963	----- 850772 850966	----- 850775 850969
SCREW SHANK PALLET NAIL								----- ----- 851039	850558 -----	850555 ----- 851041

**5**

**NAILS**

**Nail Sizes**  
 (Actual Size)



TOP LINE PER POUND  
 MIDDLE LINE PER 5# BOX  
 BOTTOM LINE PER 50# CARTON

5

	3D	4D	6D	7D	8D	10D	12D	16D	20D	30D	40D	60D	DESCRIPTION
<b>SPIRAL FLOORING NAIL</b>				850578 850739 850981	850575 850742 850984								Ring-shanked with slight countersunk head for laying plywood or composition subflooring over existing wood floors or floor joists.
<b>COMMON NAILS</b>			850501 ----- 850826		850504 ----- 850829	850505 ----- 850832	850522 ----- 850835	850523 ----- 850838	850525 ----- 850841	850526 ----- 850844			For general construction, carpentry and framing—most popular and versatile.
<b>CEMENT COATED SINKERS</b>		850500 850650 850796	850502 850653 850802	----- ----- 850799	850506 850656 850805	850509 850659 850808	850512 850662 850811	850515 850665 850814	850518 850668 850817		850528 ----- 850820	850529 ----- 850823	Head designed to sink flush with surface. For plywood, flooring, sheathing.
<b>CUT STEEL HARDENED NAILS</b>		850536 850721 850987	850539 850724 850990		850542 850727 850993	850545 850730 850996		850548 850733 851000					Hardend cut nail used in masonry application.
<b>DUPLEX DOUBLEHEAD</b>			850508 ----- 850877		850510 ----- 850880			850531 ----- 850883	850532 ----- 850884				Double-headed nail driven into the wood up to the lower head. The second head remains exposed to allow easy pulling when temporary nailing project is completed.
<b>FINISH NAILS CEMENT COATED</b>		----- ----- 851050	----- ----- 851052					----- ----- 851060					Small diameter, cupped head allows countersinking below wood surface for later filling to give smooth appearance to finish carpentry and trim.
<b>FINISH NAILS</b>	850521 850671	850524 850674 850850	850527 850677 850853		850530 850680 850856	850511 850691 850859		850534 ----- 850862					Small diameter, cupped head allows countersinking below wood surface for later filling to give smooth appearance to finish carpentry and trim.
<b>GALVANIZED BOX NAILS</b>	850513 -----	850557 850706 850904	850560 850709 850907		850551 850712 850910	850554 850715 850913	850535 ----- 850914	850533 850718 850916					Thinner shank than common nail, reduces wood splitting.
<b>GALVANIZED CASING NAILS</b>			850563 850694 850886		850566 850697 850889	850514 ----- 850892		850537 ----- 850895					Similar to finishing nail with thicker shank, more angular head. For adding casings around doors, setting flooring, heavy exterior trim and window frames.
<b>GALVANIZED SIDING NAILS</b>					850516 850736 850975	850517 ----- 850978		850572 850703 850901					For applying residential wood lap siding to plywood or fiberboard sheathing.
<b>GALVANIZED DECK NAILS</b>					850569 850700 850898			850703					For pressure treated lumber, extra hot galvanized for extra rust prevention, screw shank for penetration and holding power.
<b>POLE BARN RING SHANK NAILS</b>									850538 ----- 851003			850540 ----- 851006	Heavy duty, ring-shanked holding power for pole type construction, treated construction, treated posts and timbers. Quench hardened for extra stiffness.
<b>BOX RING SHANK NAILS</b>			850519 ----- 851004		850520 ----- 851005								For permanent, heavy-duty construction where vibration can work nails loose. Grooved shanks engage wood fibers and prevent nail from backing out.



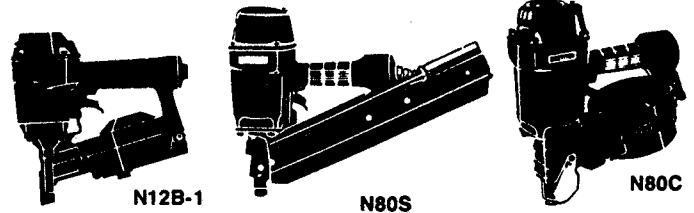
**CLIPPED HEAD**

**PNEUMATIC**

**NAILS**



**DUO-FAST CN-325**  
(2" to 3-1/4")



SKU NO.	AS-0601	AS-0603	AS-0607	AS-0611G	AS-0613G
744501	6d 2"x .113	8d 2-3/8"x .113	12d 3-1/4"x .131	8d 2-3/8"x .113 GAL	12d 3-1/4"x .131 GAL
744504					
744507					
744483					
744486					

**PASLODE**  
 5300/75S (2" to 3")      **SENCO SN325** (2" to 3-1/4")      **SENCO SN-4** (2" to 3-1/2")  
 5350/90S (2" to 3-2/2")  
**PASLODE SK-312** (2" to 3-1/2")      **PASLODE GN-212** (2" to 2-3/8")      **SENCO SN-2** (2" to 3")

SKU NO.	AS-SP02	AS-SP04	AS-SP06	AS-SP08	AS-SP10	AS-SP24G	AS-SP28G
744495	6d 2"x .113	8d 2-3/8"x .113	10d 3"x .120	12d 3-1/4"x .131	16d 3-1/2"x .131	8d 2-3/8"x .113 GAL	12d 3-1/4"x .131 GAL
744510							
744513							
744516							
744498							
744489							
744492							

**STANLEY-BOSTITCH**

SKU NO.	ALL-SPECS CAT. NO.	DESCRIPTION	NAILS FOR
744437	CR3DGAL	1 1/2" ROOFING NAILS	N12B-1
744440	CR4DGAL	1 1/2" ROOFING NAILS	N12B-1
744428	FN1524	1 1/2" FINISH NAILS	N60FN-2
744431	FN1532	2" FINISH NAILS	N60FN-2
744434	FN1540	2 1/2" FINISH NAILS	N60FN-2
744398	S6DR105-2M	2" RING SHANK NAILS	N80S-1
744416	S12D	3/4" PLAIN NAILS	N80S-1
744425	S12DGAL	3/4" GALV. NAILS	N80S-1
744419	S16D131	3 1/2" PLAIN NAILS	N80S-1
744413	S8D	2 1/2" PLAIN NAILS	N80S-1


5

**PNEUMATIC STAPLES**

**PASLODE MU-112-116** (1" to 1-1/2")      **DUO-FAST MS-7664** (1" to 2")      **HAUBOLD PN 750A** (1" to 2")      **HAUBOLD PN 764X** (1-1/4" to 2")



SKU NO.	ALL-SPECS Cat. No.	Description	Qty Per Box
744450	AS-7648	7/16"x 1-1/2"	5M
744453	AS-7664	7/16"x 2"	5M



**BERRYFAST RATTLER 1320**  
(1" to 2")

**PASLODE MU-112-S16** (1" to 1-1/2")      **PASLODE PA-200-S16** (1" to 2")

SKU NO.	AS-0T2695	AS-0T2258
744456	1/2"x 1-1/2"	1/2"x 2"
744459		

**HAUBOLD BK 32HI** (5/8" to 1-1/4")      **PASLODE MU 112-W16R** (5/8" to 1-1/2")

SKU NO.	AS-0T2854	AS-0T2855
744477	15/16"x 1"	15/16"x 1-1/2"
744480		

**SENCO M2** (1-3/8" to 2")      **SENCO M1** (1" to 2")

**ATRO PANTA 100** (1" to 2")      **BEA 14/50-160** (1" to 2")      **HITACHI N5008AA** (1" to 2")

SKU NO.	ALL-SPECS Cat. Number	Description	Qty Per Box
744462	AS-N17	7/16"x 1-1/2"	5M
744465	AS-N21	7/16"x 2"	5M

**SENCO MW**  
(3/4" to 1-1/2")

**DUO-FAST KW-1748** (5/8" to 1-1/2")      **SENCO PW** (5/8" to 1-1/4")      **HITACHI N3824A** (3/4" to 1-1/2")

SKU NO.	AS-SD1013	AS-SD1015	AS-SD1017
744468	1"x 1"	1"x 1-1/4"	1"x 1-1/2"
744471			
744474			



**Model 480 Remington® Powerdriver™ Fastening Tool**

A quality fastening tool designed for multiple applications. Use power fasteners and power loads to quickly fasten wood and other materials into concrete, steel and masonry. Ideal for finishing basements, putting up decking and many other construction projects. Comes complete with metal carrying case, accessories and a selection of both pins and loads. U.L. listed. Item 77550K

SKU NO. 852132


**FASTEN TOOL by REMINGTON**



SKU NO. 852135 MFG. NO. A490R



**Recommended Power Fasteners**



**Power Fasteners**

SKU NO.	Mfg. No.	Length	Use For
---------	----------	--------	---------

**Recommended Power Loads**



**Recommended Power Loads**

SKU NO.	Mfg. No.	Type	Color
859030	50500	Low Velocity	Gray
859033	50502	Low Velocity	Green
859036	50504	Low Velocity	Brown
859039	50506	Low Velocity	Yellow

**HILTI 27 Caliber Power Loads**

SKU NO.	Mfg. No.	Type	Color
859021	50594	HV	Green
859024	50598	HV	Yellow
859027	50602	HV	Red

5

**RIVETS & RIVET WASHERS**

**Aluminum RIVET WASHER**

SIZE	30 PACK	50 PACK
1/8"	857193	857190
3/16"	857196	



**Brown ALUMINUM RIVET**

SIZE	10 PACK	15 PACK	20 PACK	25 PACK	50 PACK	100 PACK
1/8" x 1/8"				857187		857142

**White ALUMINUM RIVET**

SIZE	10 PACK	15 PACK	20 PACK	25 PACK	50 PACK	100 PACK
1/8" x 1/8"				857184		857139

**STEEL RIVET**

SIZE	10 PACK	15 PACK	20 PACK	25 PACK	50 PACK	100 PACK
1/8" x 1/8"				857145		857100
1/8" x 1/4"			857148			857103
1/8" x 1/2"		857151				857106

**ALUMINUM RIVET**

SIZE	10 PACK	15 PACK	20 PACK	25 PACK	50 PACK	100 PACK
1/8" x 1/8"				857154		857109
1/8" x 1/4"			857157			857112
1/8" x 1/2"		857160				857115
5/32" x 1/8"			857163		857118	
5/32" x 1/4"			857166		857121	
5/32" x 1/2"		857169			857124	
3/16" x 1/8"					857136	
3/16" x 1/4"		857172			857127	
3/16" x 1/2"		857175			857130	
3/16" x 5/8"	857181	857178			857133	

**STRIKER POWER TOOL**

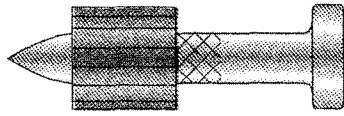


**Remington® 476 Powerhammer Fastening Tool**


A quality hammer activated fastening tool designed for the do-it-yourselfer.

Item 75710

SKU NO. 852093



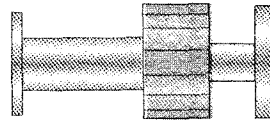
**Knurled**



**Smooth**

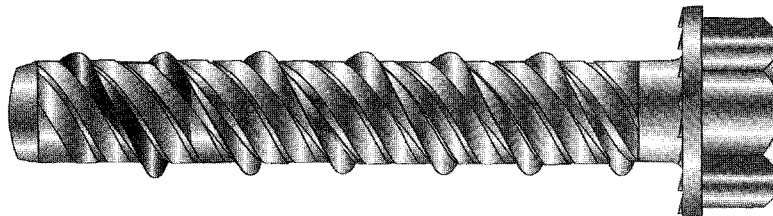
**LOW VELOCITY POWER PINS**

SKU	SHANK LEGNTH	MFG NO.
859063	1/2" (knurled)	50012
859066	5/8" (knurled)	50016
859042	3/4"	50022
859045	1"	50026
859048	1 1/4"	50032
859051	1 1/2"	50034
859054	2"	50038
859057	2 1/2"	50044
859060	3"	50048



**LOW VELOCITY POWER PIN TOP HAT**

SKU	SHANK LEGNTH	MFG NO.
859069	1/2"	50136
859072	5/8"	50138
859075	3/4"	50140
859078	1"	50144



**WEDGE BOLT**

SKU	SIZE	MFG NO.
854859	3/8" X 2 1/2"	07222
854859	3/8" X 3"	07224
854862	1/2" X 2 1/2"	07242
854863	1/2" X 3"	07244

**5**


**DRYWALL SCREWS** – Phillips Drive Unless Otherwise Noted



7/16"



TEX TIP



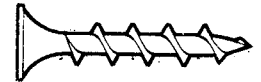
HI LO SCREWS



BUGLE HEAD BLACK



TRIM HEAD



EXTERIOR DECK SCREWS

**5**

LENGTH	QUANTITY	BUGLE HEAD BLACK	TEX TIP	TRIM HEAD	TRIM HD SQUARE DRIVE	HI LO SCREWS
1"	268 per lb. 10,000 per box	851096 851069	851135 851123	— —	— —	— —
1-1/4"	253 per lb. 8,000 per box	851099 851072	— —	— —	— —	851171 851159
1-5/8"	185 per lb. 5,000 per box	851102 851075	— —	851153 851147	851700 —	851174 851162
1-7/8"	174 per lb. 4,000 per box	— —	851138 851126	— —	— —	— —
2"	150 per lb. 3,500 per box	851105 851078	— —	— —	— —	— —
2-1/4"	130 per lb. 3,000 per box	851108 851081	— —	851156 851150	851703 —	851177 851165
2-3/8"	100 per lb. 3,000 per box	— —	851141 851129	— —	— —	— —
2-1/2"	100 per lb. 2,500 per box	851111 851084	— —	— —	— —	— —
3"	78 per lb. 2,000 per box	851114 851087	— —	— —	— —	851180 851168
4-1/2"	44 per lb. 750 per box	851117 851089	— —	— —	— —	— —
5"	37 per lb. 500 per box	851119 851092	— —	— —	— —	— —
6"	31 per lb. 400 per box	851120 851093	— —	— —	— —	— —
7/16"	471 per lb. 10,000 per box	— —	851144 851132	— —	— —	— —

TOP LINE — PER POUND

BOTTOM LINE — PER BOX

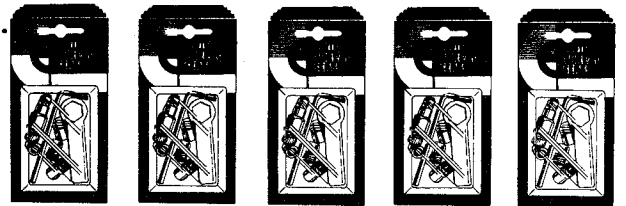
**ALUMINUM - THREAD-SERT®**



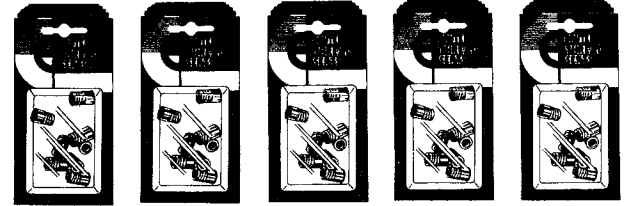
**CREATIVE  
ENGINEERING  
INCORPORATED**

PUT A THREADED HOLE  
ANYWHERE YOU NEED IT  
INSTANTLY!  
THE ANSWER TO  
THICK'N THIN BLIND  
FASTENING.

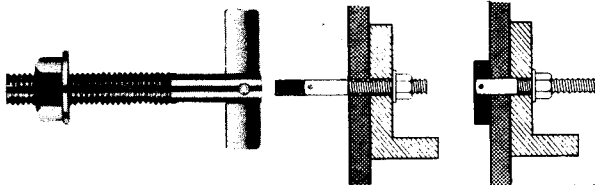
**ALUMINUM "THREAD-SERTS" WITH INSTALLATION TOOLS**



**REPLACEMENT ALUMINUM "THREAD-SERTS"**



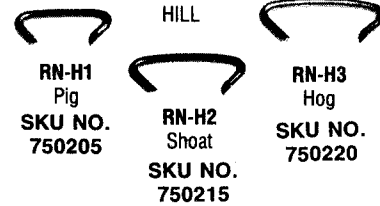
**T-ANCHOR™**  
A HIGH STRENGTH STEEL ANCHOR




Insert Anchor with nut and washer attached. Tighten nut until anchor is set.

SKU NO.	SIZE DIA. x LENGTH D L	MINIMUM THICKNESS FASTENED	MAXIMUM THICKNESS FASTENED	DRILL SIZE	BOX QTY pcs
856565	1/4 x 1 3/4	1	1	1/4	100
856566	5/16 x 3 3/4	1 7/8	2 3/4	5/16	100
856567	3/8 x 4 1/2	2	2 3/4	3/8	50

**RING FASTENERS**

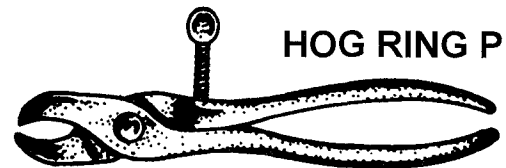


**E-Z LOK**  
**KNIFE THREAD INSERT**



Wood thread inserts — for strong threads in wood external knife threads provide superior holding power in hard, soft wood or particle board.


SKU NO.	INTERNAL THREAD	CATALOG NO.	DRILL SIZE
854920	8-32	400-008	1/4"
854680	10-24	400-3	3/8"
853264	1/4-20	400-4	3/8"



**HOG RING PLIERS**

SKU NO. 750230  
MFG. NO. RR-HM

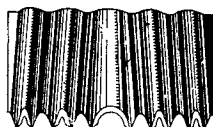
**Scotch Fastener**



**HOLD FLAT EDGES TOGETHER  
FOR ALL TYPES OF JOINTS**

SKU NO.	MFG NO.	PACKED
186627	0	40
186478	1	30
186486	2	16

**Corrugated  
Joint Fasteners**



**GOOD TO SECURING JOINTS,  
FOR ALL KINDS OF WOOD  
REPAIRING**

SKU NO.	SIZE	PACKED
186494	3/8" x 5"	100
186510	1/2" x 5"	100
186544	5/8" x 5"	100

**WHERE TO GET IT?**  
**If you can't find it**  
**in our catalog check us**  
**out at our website:**  
**addisononline.com**  
**or e-mail us at:**  
**abmsls@aol.com**

**Blind Rivets**

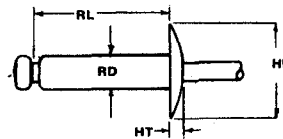


**ALUMINUM THREADED  
 POP RIVOT**

800037	ATPR-100	5/32"
800040	ATPR-8	

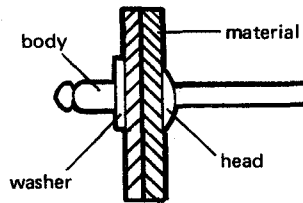
**ALUMINUM — STEEL MANDREL**

SKU No.	Mfg. No.	Rivet Dia.	Packed	Painted
850015	AS42D	1/4"	M	
850020	AS44D	1/8" x 1/4"	M	
850050	AS62D	3/16" x 1/8"	500	
850060	AS68D	3/16" x 1/2"	250	
<b>STEEL</b>				
850000	SS42D	1/8" x 1/8"	M	
850005	SS44D	1/8" x 1/4"	M	



5

**Rivet Washers**



Back up washers for riveting in soft materials. Non-blind applications only. Install washer on rivet head protruding through backside of material to be fastened. Washers are zinc plated steel.

**1000 Pack**

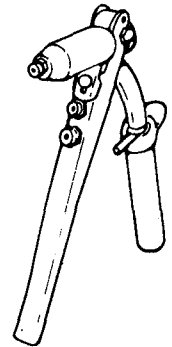
SKU No.	Catalog Number	Size	I.D.	O.D.	Thickness
850080	4RW	1/8"	.130	.500	.0478
850085	5RW	5/32"	.160	.500	.0478
850090	6RW	3/16"	.191	.500	.0478

**WASHERS**

SKU NO.	MFG NO.	SIZE
800064	A-BUP-4	1/8"
800062	S-BUP-4	1/8"

**2-in-1 Hand Riveter**

One hand operation with normal squeezing action provides enough pulling power to set all popular size rivets. 2-in-1 adjustment features a single long stroke for most hand riveting applications and a short "ratchet action" power stroke for setting larger diameter rivets. Slim nose allows 2-in-1 to go where others cannot. Three nosepieces 1/8", 5/32" and 3/16" included with tool. Nosepieces are stored in handle. Heavy duty all steel construction. Polished finish, nickelchrome plated. Red vinyl cushion grip and hand stop.



SKU Number	Catalog Number	Capacity 3/32" rivet diameter thru-	Net Weight	Length
850120	2-in-1	3/16" w/steel mandrel 5/32" w/stainless steel mandrel	1 lb. 4 oz.	8"