


**VON DUPRIN**  
**88 SERIES**

**EXIT DEVICE**

Device and Trims



FOR SINGLE AND DOUBLE DOORS

**88 rim devices** for all types of single and double doors with mullion, UL listed for accident hazard installations. Covers stock hollow metal doors with 86 or 161\* cutouts.

**Features:**

- Fully reversible
- Field sizeable
- 3/4" throw, latch bolt
- Five popular finishes
- Hex key dogging

**Strike**

Device is furnished with standard 299 strike in dull black finish. Optional strikes and finishes must be specified. For strike applications, dimensions and minimum door stile information,

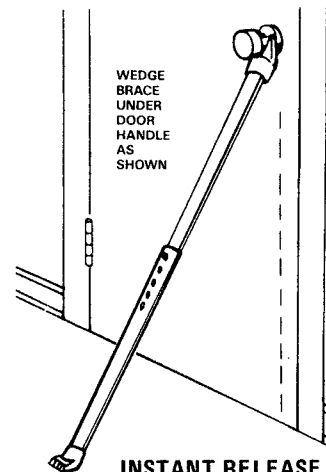
**To order, specify:**

1. Product description number from opposite page.
2. Door width if greater than 4'.
3. Door thickness if other than 1 3/4".
4. Finish,
5. Handling, LHR or RHR. Required for "L" function and E88.
6. "SNB" when using sex bolts.

**Dimensions**

Crossbar height to finished floor	36 13/16"	
Crossbar projection – neutral	4 3/4"	
depressed	4"	
Crossbar length	36"	
Lock stile case	8 1/4" x 2 3/4" x 1 5/16"	
Hinge stile case	6" x 1 3/4" x 1 5/16"	
Crossbar tubing	1"	
<b>SKU NO.</b>	<b>MFG. NO.</b>	<b>LENGTH</b>
805600	88EO	36"

**SECURITY DOOR JAM BAR**



WEDGE BRACE UNDER DOOR HANDLE AS SHOWN

**INSTANT RELEASE FOR EMERGENCY SITUATIONS**

Merely Kick The Bottom Of The Brace Away From The Floor.

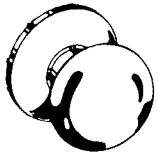
In a time of crime and unrest it guarantees absolute protection and privacy—even when the door is unlocked.

<b>SKU NO.</b>	<b>MODEL</b>	<b>CODE</b>	<b>FINISH</b>
801135	DJ-3	39070	CHROME

**4**


# Lock Products

**Schlage**



**SINGLE DUMMY TRIM PLYMOUTH**


SKU NO.	MFG. NO.	COLOR
806495	A170-626	SATIN CHROME



A53PD Tulip

**ENTRY LOCK TULIP**


SKU NO.	MFG. NO.	COLOR
806483	A53PD-605	BRIGHT BRASS
806489	A53PD-626	SATIN CHROME



A53PD Georgian

**ENTRY LOCK GEORGIAN**


SKU NO.	MFG. NO.	COLOR
806471	A53-PD-605	BRIGHT BRASS
806468	A53PD-609	ANTIQUÉ BRASS



A53PD Plymouth

**ENTRY LOCK PLYMOUTH**


SKU NO.	MFG. NO.	COLOR
806474	A53PD-605	BRIGHT BRASS
806477	A53PD-612	SATIN BRONZE
806480	A53PD-626	SATIN CHROME



A80PD Tulip

**STOREROOM LOCK TULIP**

SKU NO.	MFG. NO.	COLOR
806498	A80PD-626	SATIN CHROME




B160

**SINGLE CYLINDER DEADBOLT LOCK**

SKU NO.	MFG. NO.	COLOR
806414	B160-605	BRIGHT BRASS
806420	B160-609	ANTIQUÉ BRASS
806426	B160-626	SATIN CHROME

**HEAVY DUTY**

806402	B460-605	BRIGHT BRASS
--------	----------	--------------



B162




**DOUBLE CYLINDER DEADBOLT LOCK**

SKU NO.	MFG. NO.	COLOR
806417	B162-605	BRIGHT BRASS
806423	B162-609	ANTIQUÉ BRASS

**HEAVY DUTY**

806405	B462-605	BRIGHT BRASS
--------	----------	--------------

**PARTS**



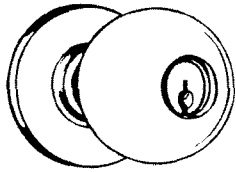
SKU NO.	MFG. NO.	DESCRIPTION
806558	10025-605	4 7/8" x 1 1/4" x 3/32" Striker Bright Brass
806564	10025-626	4 7/8" x 1 1/4" x 3/32" Striker Satin Chrome
806567	10026-605	2 1/4" x 1 3/4" Striker Bright Brass
806570	10026-626	2 1/4" x 1 3/4" Striker Satin Chrome
806609	10055-605	Standard Striker & Box All Deadbolt Bright Brass

(continued next column)

SKU NO.	MFG. NO.	DESCRIPTION
806438	11025-605	2 3/4" Circle Drive Springlatch Bright Brass
806450	11025-626	2 3/4" Circle Drive Springlatch Satin Chrome
806453	11085-605	2 3/4" Bright Brass Deadlatch With 7/8" Diameter
806540	11085-626	2 3/4" Satin Chrome Deadlatch With 7/8" Diameter
806456	11091-605	2 3/4" Bright Brass Deadlatch With 7/8" Diameter
806543	11091-626	2 3/4" Satin Chrome Deadlatch With 7/8" Diameter
806459	11096-605	2 3/4" Bright Brass Deadlatch With 1" Diameter
806546	11104-605	2 3/4" Bright Brass Deadlatch Circle Drive
806465	11105-605	2 3/4" Bright Brass Deadlatch Circle Drive

**Schlage**

**Lock Products**

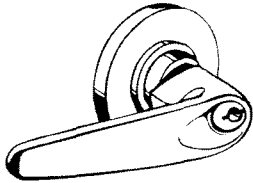


**PRIVACY LOCK - TULIP**

SKU NO.	MFG. NO.	COLOR
806516	A40S-626	SATIN CHROME

**PASSAGE LOCK - TULIP**

SKU NO.	MFG. NO.	COLOR
806519	A10S-626	SATIN CHROME



**PASSAGE LEVER LOCK - ATHENS**

SKU NO.	MFG. NO.
807391	D10S ATH 626

**ENTRY LEVER LOCK - ATHENS**

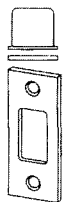
SKU NO.	MFG. NO.
807402	D50PD ATH 626

**PRIVACY LEVER LOCK - ATHENS**

SKU NO.	MFG. NO.
807405	D40S ATH 626

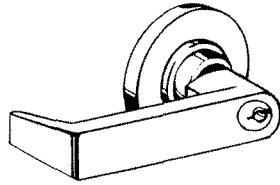
**STOREROOM LEVER LOCK - ATHENS**

SKU NO.	MFG. NO.
807418	D80PD ATH 626



**STANDARD DEADBOLT STRIKE AND BOX 626**

SKU NO.	MFG. NO.
809068	10055-626



**PASSAGE LEVER LOCK - RHODES**

SKU NO.	MFG. NO.	COLOR
806521	D10S RHD 626	SAT. CHROME

**PRIVACY LEVER LOCK - RHODES**

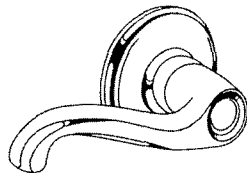
SKU NO.	MFG. NO.	COLOR
806525	D40S RHD 626	SAT. CHROME

**ENTRY LEVER LOCK - RHODES**

SKU NO.	MFG. NO.	COLOR
806527	D53P RHD 626	SAT. CHROME

**STOREROOM LEVER LOCK - RHODES**

SKU NO.	MFG. NO.
806640	D80PD RHO 626



**LOCKSET LEVER - FLAIR PRIVACY RH**

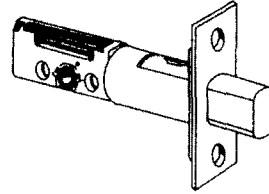
SKU NO.	MFG. NO.
809052	F40 FLA 605

**DUMMY LEVER FLAIR (EA.) RH**

SKU NO.	MFG. NO.
809064	F170 FLA 605

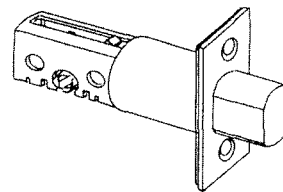
**DUMMY LEVER FLAIR (EA.) LH**

SKU NO.	MFG. NO.
809065	F170 FLA 605



**DEADBOLT BACKSET 1" ADJUSTABLE**

SKU NO.	MFG. NO.	COLOR
806614	12-237-626	SAT. CHROME



**DEADBOLT BACKSET 2-3/8"**

SKU NO.	MFG. NO.	COLOR
806617	12-630-605	BRT. BRASS

**2-3/4"**

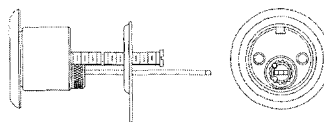
SKU NO.	MFG. NO.	COLOR
806620	12-631-605	BRT. BRASS

**2-3/8"**

SKU NO.	MFG. NO.	COLOR
806623	12-630-626	SAT. CHROME

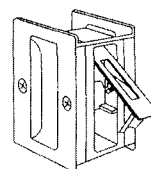
**2-3/4"**

SKU NO.	MFG. NO.	COLOR
806626	12-631-605	SAT. CHROME



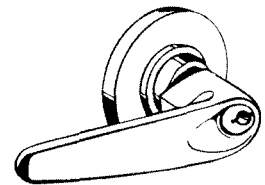
**6 PIN RIM CYLINDER 26D**

SKU NO.	MFG. NO.
808071	20-022C 26D




**RECESSED PULL**

SKU NO.	MFG. NO.
809070	46-100-605



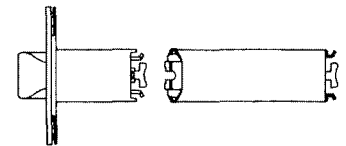
**DEADBOLT BACKSET 1" ADJUSTABLE**

SKU NO.	MFG. NO.	COLOR
806614	12-237-626	SAT. CHROME



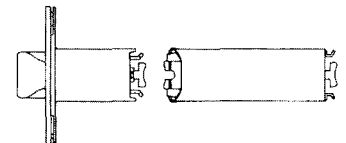
**CIRCULAR DRIVE IN DEADBOLT (ADJ.)**

SKU NO.	MFG. NO.
809072	12-239



**5" BACKSET EXT. LINK A SERIES**

SKU NO.	MFG. NO.
807396	41-005



**5" BACKSET EXT. LINK D SERIES**

SKU NO.	MFG. NO.
807399	43-005

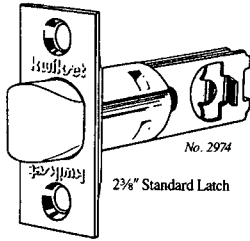


**TURN BOLT, NO CYLINDER 626**

SKU NO.	MFG. NO.
807393	B180N 626

**4**

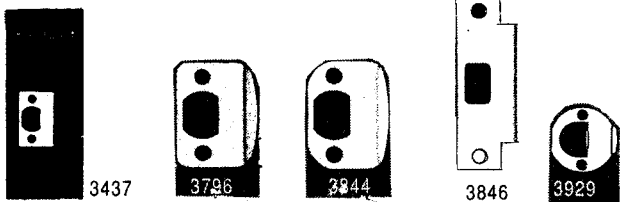
**kwikset**



LATCHES & DEADBOLTS				
SKU NO.	MFG. NO.	DESCRIPTION	BACKSET	FINISH
806771	2974-US10	STANDARD LATCH	2 3/8"	SATIN BRONZE
806765	2974-US3	STANDARD LATCH	2 3/8"	POLISHED BRASS
806768	2974-US5	STANDARD LATCH	2 3/8"	ANTIQU BRASS
806774	2974-US26	STANDARD LATCH	2 3/8"	POLISHED CHROME
806174	2728-US3	STD. DEADBOLT	2 3/8"	POLISHED BRASS
806177	2728-US5	STD. DEADBOLT	2 3/8"	ANTIQU BRASS
806180	2728-US10	STD. DEADBOLT	2 3/8"	SATIN BRONZE
806183	2728-US26	STD. DEADBOLT	2 3/8"	POLISHED CHROME
806186	2728-US3	STD. DEADBOLT	2 3/4"	POLISHED BRASS
806189	2728-US5	STD. DEADBOLT	2 3/4"	ANTIQU BRASS
806195	2728-US26	STD. DEADBOLT	2 3/4"	POLISHED CHROME
806201	2728-US3	STANDARD LATCH	2 3/4"	POLISHED BRASS
806210	3003-US26	STANDARD LATCH	2 3/4"	POLISHED BRONZE
806826	2992-US3	STANDARD LATCH ROUND FACE	2 3/8"	
806822	2730-US3	STD. DEADBOLT	2 3/4"	POLISHED BRASS
806819	2734-US3	ROUNDFACE DEADBOLT	2 3/4"	POLISHED BRASS
806198	2735-US3	ROUNDFACE DEADBOLT	2 3/4"	POLISHED BRASS
806777	2997-US3	ROUND CORNER	—	POLISHED BRASS



ADJUSTABLE LATCHES			
SKU NO.	MFG. NO.	DESCRIPTION	FINISH
806816	2955-US26	DEADLATCH	POLISHED CHROME
806807	2955-US3	DEADLATCH	POLISHED BRASS



REPLACEMENT STRIKES			
SKU NO.	MFG. NO.	DESCRIPTION	FINISH
806213	3437-US3	STD. LOCKSET	POLISHED BRASS
806216	3437-US5	STD. LOCKSET	ANTIQU BRASS
806225	3796-US3	1/4" RADIUS STRIKE	POLISHED BRASS
806228	3844-US5	3/8" RADIUS STRIKE	ANTIQU BRASS
806231	3846-US3	4 7/8" METAL JAMB STRIKE	POLISHED BRASS
806234	3846-US5	4 7/8" METAL JAMB STRIKE	ANTIQU BRASS
806243	3929-US3	1 3/4" FULL ROUND STRIKE	POLISHED BRASS

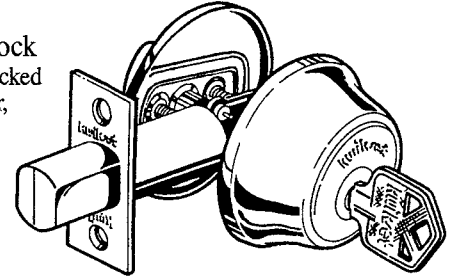
## 660 Series Cylinder Deadlocks

The standard duty 660 series of quality crafted 1" deadbolt deadlocks offers extra protection at an economical price. The largest selling cylinder deadlock in America.

### Single Cylinder Deadlock

Deadlock is locked or unlocked with a key from the exterior, turnpiece from the interior.

No. 660




SKU NO.	MFG NO.	FINISH
806747	US10	Satin Bronze
806753	US11	Anti Bronze
806759	US260	Satin Chrome
806732	US3	Polished Brass
806741	US5	Anti Brass

### Double Cylinder Deadlock

Uses key from either exterior or interior to retract deadbolt. Ideal for doors with glass areas.

No. 665



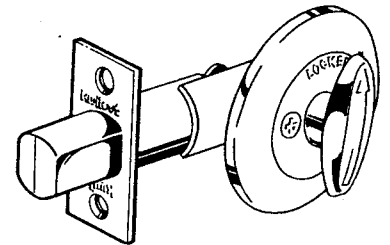
SKU NO.	MFG NO.	FINISH
806750	US10	Satin Bronze
806756	US11	Anti Bronze
806762	US260	Satin Chrome
806735	US3	Polished Brass
806744	US5	Anti Brass

### One-Sided Deadlock

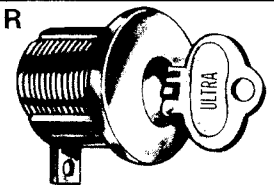
Turnpiece operates bolt from interior only. Deadbolt automatically locked when fully extended. No exterior access.

No. 666 - US3

SKU. NO. 806738



## SCREW-IN MORTISE CYLINDER




- Solid Brass Screw-in Mortise Cylinder Using U.S.A. SE1 Keyway
- Fits All Mortise Locks and Jimmy-Proof Lock Set
- Solid Brass Construction
- Rekeyable 5-pin Tumbler Cylinder
- Includes Large and Small Tailpieces for Most Mortise Locks
- Individually See-Thru Display Pack

SKU NO.	CODE	SIZE	FINISH
801120	17005	1-1/8"	BRASS

**kwikset**

No. 215



**Modernization Kit**

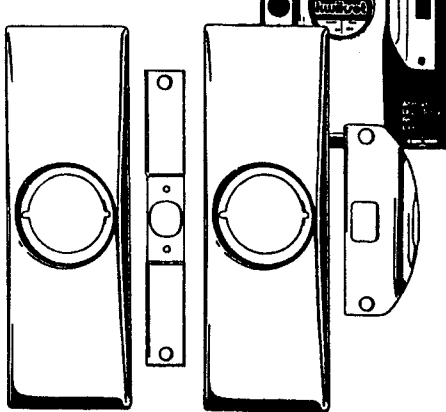
Features two 3 3/8" x 7 1/4" trimplates, a 1" x 6" latch plate and a 1" x 5" strike plate.

SKU NO.	MFG. NO.
800182	215-US3


**Modernization Kit**

Consists of two plates, latch and strike plate for covering old style mortise locks. 3 1/2" x 10 1/2" plates. 1 1/8" x 8" latch plate. 1" x 5" strike plate.

No. 214



SKU NO.	MFG. NO.
800181	214-US3



No. 332


**Sliding Door Lock**

Easy installation for pocket type interior doors. Plain front on both sides. Equipped with edge pull for passage doors.

Also available with privacy function, No. 333.

SKU NO.	MFG. NO.	FINISH
806828	332KSP-US3	Polished Brass
806831	332KSP-US5	Antique Brass
806834	333KSP-US3	Polished Brass
806837	333KSP-US5	Antique Brass

**Adjustable Latches**



Custom	2955
--------	------

**Trim Rosettes**

No. 293



**Round Rosette**

Adds a special decorator's touch to doorways throughout the house. 3 13/16" round.


SKU NO.	MFG. NO.	FINISH
800194	293-US3	Rosette
800193	283-US5	Grecian

**4**

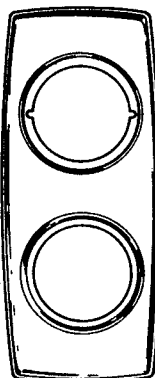
**Combo Trim Rosette**

Universal Horizon design for use with any Kwikset knob design or lever. 3 1/2" x 8 1/2".

No. 262



SKU NO.	MFG. NO.
800191	262-US5



**Handle Trim**

Beautiful curved handle 12" long adds a touch of class to any entrance way.


SKU NO.	MFG. NO.
800184	239-US3

# Grecian Design Locksets **kwikset** Standard Design Locksets

The Grecian knob features a permanently embossed Greek key pattern encircling the knob face. The oxidizing process which creates the rich patina of antique finish enhances the beauty of the simple but tasteful pattern.

## Grecian Entry Lockset

Keyed for use on exterior doors. Interior turn-button on exterior key will lock or unlock both knobs. Deadlatch for additional protection. 2 keys included.




SKU NO.	MFG. NO.	FINISH
806709	400G-US5	Antique Brass

The Standard design . . . one of the oldest knob shapes in existence, is as pleasing today as it was 50 years ago. Especially recommended for use with colonial styled architecture.

## Standard Entry Lockset

Keyed for use on exterior doors. Interior turn-button or exterior key will lock or unlock both knobs. 2 keys included.




SKU NO.	MFG. NO.	FINISH
806661	400V-US26D	Satin Chrome
806654	400V-US3	Bright Brass

4

## Grecian Privacy Lockset


Use on bedroom or bathroom doors. Interior turn-button locks or unlocks both knobs. Comes with emergency entry key.



SKU NO.	MFG. NO.	FINISH
		<b>PRIVACY</b>
806705	300G-US5	Antique Brass
		<b>BATHROOM</b>
806708	300G-US5	Antique Brass

## Standard Privacy Lockset


Use on bedroom or bathroom doors. Interior turn-button locks or unlocks both knobs. Comes with emergency entry key.



SKU NO.	MFG. NO.	FINISH
806651	300V-US3	Bright Brass
806660	300V-US26D	Satin Chrome
806648	300V-US3	Bright Brass

## Grecian Passage Lockset


Plain knob on both sides with no locking mechanism. Perfect for interior doors. Either knob will retract latchbolt at all times.



SKU NO.	MFG. NO.	FINISH
806702	200G-US5	Antique Brass

## Standard Passage Lockset

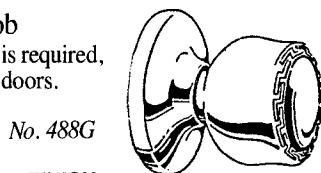
Plain knob on both sides with no locking mechanism. Perfect for interior doors. Either knob will retract latchbolt at all times.



SKU NO.	MFG. NO.	FINISH
806657	200V-US26D	Satin Chrome
806645	200V-US3	Bright Brass

## Grecian Dummy Knob

For use where only a pull is required, such as bi-fold and closet doors.



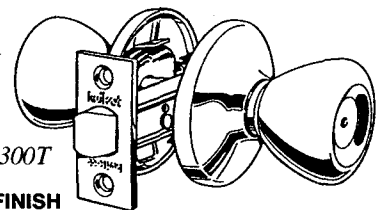
SKU NO.	MFG. NO.	FINISH
806711	488G-US5	Antique Brass

# Tylo® Design Locksets

Form follows function in the economical Tylo design, ideal for new construction or as a replacement lock.

## Tylo Privacy Lockset


Use on bedroom or bathroom doors. Interior turn-button locks or unlocks both knobs. Comes with emergency entry key.



SKU NO.	MFG. NO.	FINISH
806684	300T-US3	Bright Brass

## Tylo Entry Lockset

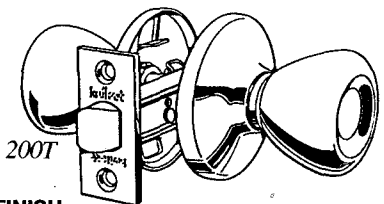
Keyed for use on exterior doors. Interior turn-button or exterior key will lock or unlock both knobs. 2 keys included.



SKU NO.	MFG. NO.	FINISH
806687	400T-US3	Bright Brass


## Tylo Passage Lockset

Plain knob on both sides with no locking mechanism. Perfect for interior doors. Either knob will retract latchbolt at all times.



SKU NO.	MFG. NO.	FINISH
806681	200T-US3	Bright Brass


**kwikset**



No. 400B

**Bel Air Entry Lockset**  
 Keyed for use on exterior doors. Interior turn-button or exterior key will lock or unlock both knobs. 2 keys included.

SKU NO.	MFG. NO.	FINISH
806630	400B-US10	Satin Bronze
806639	400B-US26D	Satin Chrome
806390	400B-US3	Bright Brass



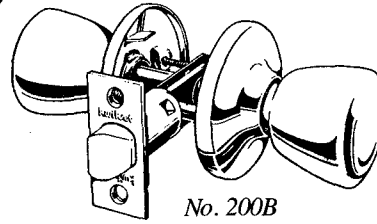
No. 300B

**Bel Air Privacy Lockset**  
 Use on bedroom or bathroom doors. Interior turn-button locks or unlocks both knobs. Comes with emergency entry key.

SKU NO.	MFG. NO.	FINISH
806387	300B-3XUS26	Brg-Brs/Chr
806627	300B-US10	Satin Bronze
806636	300B-US260	Satin Chrome
806384	300B-US3	Bright Brass

**Bel Air Design Locksets**

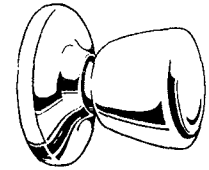
The most versatile and popular knob design of the century. The delicate tulip shape blends ideally with any style of interior or exterior decor.



No. 200B

**Bel Air Passage Lockset**  
 Plain knob on both sides with no locking mechanism. Perfect for interior doors. Either knob will retract latchbolt at all times.

SKU NO.	MFG. NO.	FINISH
806624	200B-US10	Bronze
806633	200B-US26D	Satin Chrome
806381	200B-US3	Bright Brass



No. 488B

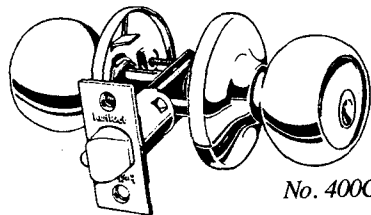
**Bel Air Dummy Knob**  
 For use where only a pull is required, such as bi-fold and closet doors.

SKU NO.	MFG. NO.	FINISH
806618	488B-US3	Bright Brass

SKU NO.	MFG. NO.	FINISH	FUNCTION
806390	401B-US3	Bright Brass	Entry Lock
806621	440B-US3	Bright Brass	Double Cylinder Entry Lock
806615	450-US3	Bright Brass	Vestibule

**Copa Design Locksets**


Any home or apartment, from colonial to contemporary can benefit from the handsomely styled Copa design.



No. 400C

**Copa Entry Lockset**  
 Keyed for use on exterior doors. Interior turn-button or exterior key will lock or unlock both knobs. 2 keys included.

SKU NO.	MFG. NO.
806670	400C-US26



No. 300C


**Copa Privacy Lockset**  
 Use on bedroom or bathroom doors. Interior turn-button locks or unlocks both knobs. Comes with emergency entry key.

SKU NO.	MFG. NO.	FINISH
806669	300C-US26	Etched Brass

**Eclipse Design Locksets**


A distinctive knob design to enhance any architectural style. Will add a touch of luxury to every door. Furnished standard with large 3 1/4" rose. Also available with 2 5/8" rose.

**Eclipse Entry Lockset**  
 Keyed for use on exterior doors. Interior turn-button or exterior key will lock or unlock both knobs. 2 keys included.




SKU NO.	MFG. NO.	FINISH
806694	400E-US3	Bright Brass
806700	400E-US5	Antique Brass

**Eclipse-Privacy Lockset**  
 Use on bedroom or bathroom doors. Interior turn-button locks or unlocks both knobs. Comes with emergency entry key.



SKU NO.	MFG. NO.	FINISH
806693	300E-US3	Bright Brass
806699	300E-US5	Antique Brass

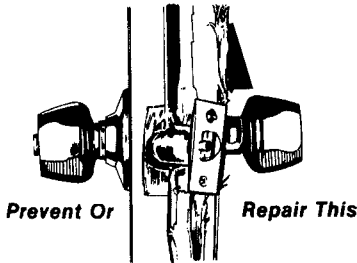
**Eclipse Passage Lockset**  
 Plain knob on both sides with no locking mechanism. Perfect for interior doors. Either knob will retract latchbolt at all times.



SKU NO.	MFG. NO.	FINISH
806690	200E-US3	Bright Brass
806696	200E-US5	Antique Brass

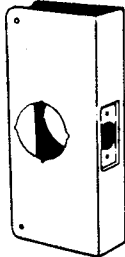
**4**

**MAG STOP DOOR KICK-INS!**




**HI-SECURITY DOOR REINFORCER**

- Protects Home & Family
- Saves Door Replacement
- Makes Door Strong As Lock
- Solid Brass- Lasting Beauty
- Easy To Install



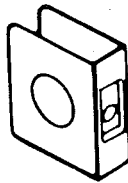
SKU NO.	MGF. NO.	DOOR PLATE		DOOR	
		SIZE	COLOR	SIZE	COLOR
805048	1-PB	1-3/8"	BRASS	2-3/8"	BRASS
805051	1-S	1-3/8"	STAINLESS STEEL	2-3/8"	BRASS
805054	2-PB	1-3/4"	BRASS	2-3/4"	SET
805057	2-S	1-3/4"	STAINLESS STEEL	2-3/4"	SET
805060	3-PB	1-3/8"	BRASS	2-3/4"	SET
805063	3-S	1-3/8"	STAINLESS STEEL	2-3/4"	SET
805066	4-FB	1-3/4"	BRASS	2-3/4"	SET
805069	4-S	1-3/4"	STAINLESS STEEL	2-3/4"	SET

**MAG STOP DOOR KICK-INS!**



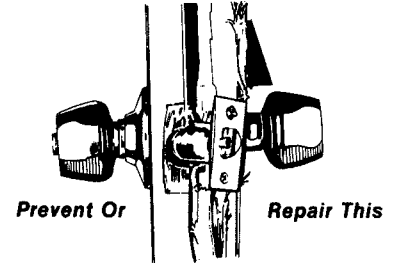
**HI-SECURITY DOOR REINFORCER**

- Protects Home & Family
- Saves Door Replacement
- Makes Door Strong As Lock
- Solid Brass- Lasting Beauty
- Easy To Install



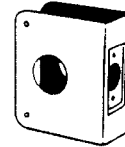
SKU NO.	MGF. NO.	DOOR	DEAD BOLT
805078	51-PB	1-3/8"	BRASS
805081	61-PB	1-3/4"	BRASS
806079	81-PB	1-3/4"	BRASS

**MAG STOP DOOR KICK-INS!**



**HI-SECURITY DOOR REINFORCER**

- Protects Home & Family
- Saves Door Replacement
- Makes Door Strong As Lock
- Solid Brass- Lasting Beauty
- Easy To Install



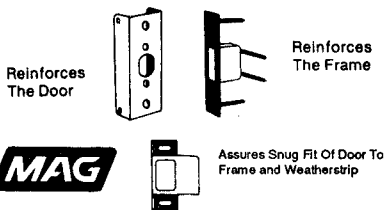
SKU NO.	MGF. NO.	SIZE	COLOR
805072	5-PB	1-3/8"	BRASS
805075	6-PB	1-3/4"	BRASS
806077	8-PB	1-3/4"	BRASS

4

**Stop Door Kick-Ins!**



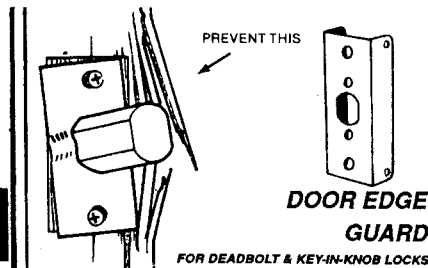
**REINFORCING KIT FOR DOOR, LOCK AND FRAME**



STRIKE PLATE			
SKU NO.	MGF. NO.	SIZE	COLOR
805090	100-PB	1-3/8"	BRASS
805093	200-PB	1-3/4"	BRASS

**Stop Door Kick-Ins!**

The Leading Method of Forced Home Entry



**DOOR EDGE GUARD**

FOR DEADBOLT & KEY-IN-KNOB LOCKS


- Install **Before** Door Is Kicked-In
- Makes Door As Strong As The Lock
- Long Screws Provide Maximum Strength
- Installs In Minutes



STRIKE FRAME REINFORCER			
SKU NO.	MGF. NO.	SIZE	COLOR
805084	10-PB	1-3/8"	BRASS
805087	20-PB	1-3/4"	BRASS

**Stop Frame Kick-Ins!**

The Leading Method of Forced Home Entry



**HIGH SECURITY STRIKE**

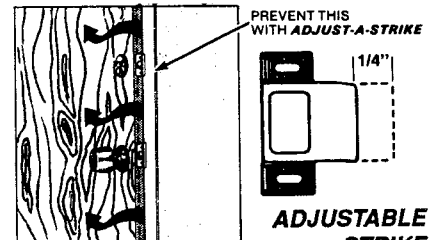
DEADBOLT & FRAME REINFORCER



- Makes The Frame As Strong As The Deadbolt
- Long Screws Secures Strike To Stud

SKU NO.	MGF. NO.
805099	747-B

**Stop Energy Loss!**



**ADJUSTABLE STRIKE**

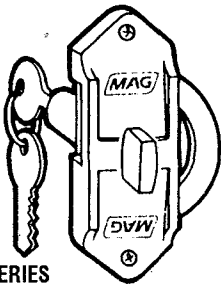
FOR INTERIOR & EXTERIOR DOOR FRAMES

- 1/4" Adjustment For Snug Fit Of Door To Frame And Weatherstrip
- Secured With 2" Screws
- Stops Door Rattle And Lock Binding



SKU NO.	MGF. NO.	COLOR
805096	450-8	BRASS

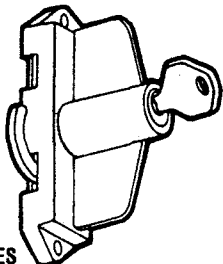




**8300 SERIES**  
**PATIO & SLIDING DOOR LOCK**  
 KEY OUTSIDE WITH T-TURN INSIDE

- Loop action stops door liftout.
- Locks in vented...or closed position.
- Tamper-proof one-way screws
- Hardened steel resists cutting
- Fits inside & outside sliders
- Three strikes included

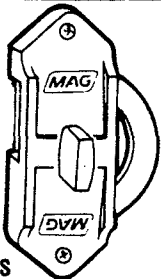
**SKU NO. 806088**



**8400 SERIES**  
**PATIO & SLIDING DOOR LOCK**  
 KEY INSIDE

- Loop action stops door liftout.
- Locks in vented...or closed position.
- Tamper-proof one-way screws
- Hardened steel resists cutting
- Fits inside & outside sliders
- Three strikes included

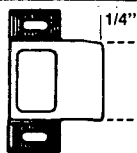
**SKU NO. 806091**



**8600 SERIES**  
**PATIO & SLIDING DOOR LOCK**  
 THUMBTURN INSIDE

- Loop action stops door liftout.
- Locks in vented...or closed position.
- Tamper-proof one-way screws
- Hardened steel resists cutting
- Fits inside & outside sliders
- Three strikes included

**SKU NO. 806094**



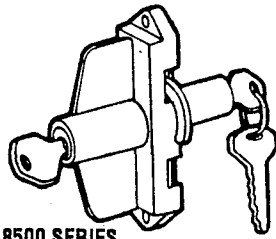
PREVENT THIS WITH **ADJUST-A-STRIKE**

**ADJUSTABLE STRIKE**

**FOR INTERIOR & EXTERIOR DOOR FRAMES**

- 1/4" Adjustment For Snug Fit Of Door To Frame And Weatherstrip
- Secured With 2" Screws
- Stops Door Rattle And Lock Binding

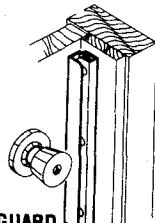
SKU NO.	MFG. NO.	COLOR
805096	450-B	Brass



**8500 SERIES**  
**PATIO & SLIDING DOOR LOCK**  
 KEY INSIDE AND OUTSIDE

- Loop action stops door liftout.
- Locks in vented...or closed position.
- Tamper-proof one-way screws
- Hardened steel resists cutting
- Fits inside & outside sliders
- Three strikes included

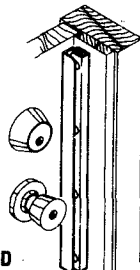
**SKU NO. 806097**



**7" LATCH GUARD**  
 FOR INOPENING DOORS

- Fits all backsets, deadbolts, and key-in-knob locks
- Reinforces door and frame
- Prevents spreading of frame
- Hardened concealed screws


SKU NO.	MFG. NO.	COLOR
806100	8840-B	Brass



**12" LATCH GUARD**  
 FOR INOPENING DOORS

- Fits all backsets, deadbolts, key-in-knob locks, double locks, mortise locks, and access control locks
- Reinforces door and frame
- Prevents spreading of frame
- Hardened concealed screws


SKU NO.	MFG. NO.	COLOR
806103	8843-B	Brass



**6" LATCH GUARD**  
 FOR OUTOPENING DOORS

- Fits all backsets, deadbolts, and key-in-knob locks
- Protects latch or bolt
- Heavy gauge steel
- Accepts up to 3-1/2" rose

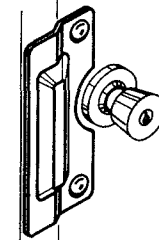
SKU NO.	MFG. NO.	COLOR
806106	8845-B	Brass



**11-3/4" LATCH GUARD, UNIVERSAL**  
 FOR OUTOPENING DOORS

- Fits single locks, double locks up to 6" on center, combination locks, mortise locks, and access control locks
- Protects latch or bolt
- Conceals lip of strike
- Reinforced mounting area
- Anti-spread security pin

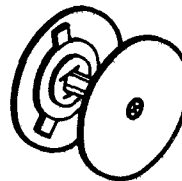
SKU NO.	MFG. NO.	COLOR
806112	8850-B	Brass



**7" LATCH GUARD, HEAVY DUTY**  
 FOR OUTOPENING DOORS

- Fits all backsets, deadbolts, and key-in-knob locks
- Protects latch or bolt
- Conceals lip of existing strike
- Accepts up to 3-1/2" rose

SKU NO.	MFG. NO.	COLOR
806109	8848-B	Brass



**HOLE COVER**  
 2-5/8" O. D. DIA.

- Covers 1/2" to 2-1/8" holes
- Self-centering disk prevents movement of plate
- Break of tabs for 1-1/2" bore

SKU NO.	MFG. NO.	COLOR
806115	8868-PC	Prime Coat



**FILLER PLATE KIT**  
 FOR 161 CUT OUT

- Contains 1 Ea. 8868, 8873, 8880

SKU NO.	MFG. NO.	COLOR
806133	8885-PC	Prime Coat



**FILLER PLATE**  
 1-1/8" X 2-1/4"

- For 161 Latch cutout

SKU NO.	MFG. NO.	COLOR
806118	8873-PC	Prime Coat



**FILLER PLATE**  
 1-1/4" X 6"

- For 86 mortise lock face cutout

SKU NO.	MFG. NO.	COLOR
806121	8875-PC	Prime Coat



**FILLER PLATE**  
 1-1/8" X 2-3/4"

- For T strike

SKU NO.	MFG. NO.	COLOR
806124	8878-PC	Prime Coat




**FILLER PLATE**  
 1-1/4" X 4-7/8"

- For ASA strike

SKU NO.	MFG. NO.	COLOR
806127	8880-PC	Prime Coat






**4 PIN TUMBLER PADLOCKS**

1 3/4" wide laminated case. Pin-tumbler security. Exclusive dual steel levers lock both sides of case-hardened, 5/16" diameter steel shackle. Clearances: vertical 1 5/16", horizontal 3/4". 2 brass keys, thousands of changes.

SKU NO.	No.	Description
800250	1D	Keyed differently
800260	1KA	Keyed alike



**BRASS PADLOCKS**

1 3/4" wide corrosion-resistant laminated brass case. Precision 4-pin tumbler locking mechanism. Exclusive dual brass levers lock both sides of 3/8" shackle. Clearances: vertical 1 5/8"; horizontal 3/4". 2 brass keys, thousands of changes.

SKU NO.	No.	Description
800305	2D	With chrome-plated, case-hardened steel shackle
800310	2KA	Keyed alike



**4 PIN TUMBLER PADLOCKS**

1 1/2" wide laminated case. Pin tumbler security. Exclusive dual steel levers lock both sides of case-hardened, 3/32" diameter steel shackle. Clearances: vertical 3/4", horizontal 5/8". 2 brass keys, thousands of changes.

SKU NO.	No.	Description
800345	3D	Keyed differently
800350	3KA	Keyed alike

**Master Lock®**



**BRASS PADLOCKS**

1 1/2" wide corrosion-resistant laminated brass case. Precision 4-pin tumbler locking mechanism. Exclusive dual brass levers lock both sides of 5/8" shackle. Clearances: vertical 3/4"; horizontal 5/8". 2 brass keys, thousands of changes.

SKU NO.	No.	Description
800385	4D	With chrome-plated, case-hardened steel shackle
800395	4KA	Keyed alike
800400	4LF	With 1 1/2" vertical clearance brass shackle
800410	4KALF	Keyed alike



**4 PIN TUMBLER PADLOCKS**

2" wide laminated case. Pin tumbler security. Exclusive dual steel levers lock both sides of case-hardened, 3/8" diameter steel shackle. Clearances: vertical 1", horizontal 1 1/16". 2 brass keys, thousands of changes.

SKU NO.	No.	Description
800415	5D	Keyed differently
800425	5KA	Keyed alike



**BRASS PADLOCKS**

2" wide corrosion-resistant laminated brass case. Precision 4-pin tumbler locking mechanism. Exclusive dual brass levers lock both sides of 3/8" shackle. Clearances: vertical 1"; horizontal 1 1/8". 2 brass keys, thousands of changes.

SKU NO.	No.	Description
800460	6D	With chrome-plated, case-hardened steel shackle
800470	6KALF	With 1 1/2" vertical clearance brass shackle



**4 PIN TUMBLER PADLOCKS**

1 1/8" wide laminated case. Pin tumbler security. Nickel-plated locking lever. Steel shackle, diameter 3/16". Clearances: vertical 9/16", horizontal 1/2". 2 brass keys, wide range of changes.

SKU NO.	No.	Description
800475	7D	Keyed differently
800485	7KA	Keyed alike



**BRASS PADLOCKS**

1 1/2" wide corrosion-resistant laminated brass case. Precision 4-pin tumbler locking mechanism. Rugged nickel-plated locking lever. Guard plate resists use of shim to pry open locking lever. Shackle diameter 3/8". Clearances: vertical 1 1/8"; horizontal 1/2". 2 brass keys, 750 changes.

SKU NO.	No.	Description
800520	8D	With chrome-plated steel shackle
800530	8KALF	With 1 1/2" vertical clearance brass shackle
800535	8KALJ	With 2 1/2" vertical clearance brass shackle



**LAMINATED STEEL PADLOCKS**

MASTER's smallest laminated padlock. Warded locking mechanism, 3/4" wide steel case. Cadmium rustproofing. Self-locking steel swivel shackle, nickel-plated, diameter 1/8". Clearances: vertical 5/16", horizontal 1/4". Two nickel-plated keys.

SKU NO.	No.	Description
800545	9D	Keyed differently
800550	9KA	Keyed alike



**LAMINATED STEEL PADLOCKS**

1" wide laminated steel case. Warded locking mechanism. Patented crowned locking lever. Cadmium rustproofing. Self-locking steel swivel shackle, nickel-plated, diameter 5/32". Clearances: vertical 7/16", horizontal 3/8". Two nickel-plated steel keys, 18 changes.


SKU NO.	No.	Description
800560	10D	Keyed differently
800565	10KA	Keyed alike



**5-PIN TUMBLER**

Big and tough... recommended for high security uses. Powerful 2½" laminated steel case, highly resistant to physical abuse. Precision 5 pin tumbler mechanism. Superior double-locking system — exclusive dual steel levers independently lock each shackle leg, adding strength and guarding against shimmying or rapping. Exclusive resilient bumper keeps padlock from marring or scratching. Erasable key change numbers can be removed for added security. Case-hardened alloy steel shackle, chrome plated, diameter 7/16". Clearances: vertical 1", horizontal 1¾". Paracentric keyway, exclusive to No. 15 padlock only. Changes practically unlimited. Cadmium rustproofing. 2 new-style brass keys.

SKU NO.	No.	Description
800595	15DPF	Keyed differently
800605	15KA	Keyed alike
800610	15LH	With 2" vertical shackle clearance
800620	15KALH	Keyed alike



**5-PIN TUMBLER**

Premium protection at a popular price. Rugged 2" wide laminated steel case. Precision 5 pin tumbler mechanism. Superior double-locking system — exclusive dual steel levers independently lock each shackle leg, adding strength and guarding against shimmying or rapping. Exclusive resilient bumper keeps padlock from marring or scratching. Erasable key change numbers can be removed for added security. Case-hardened alloy steel shackle, chrome plated, diameter 7/16". Clearances: vertical 1½", horizontal ¾". Cadmium rustproofing, 2 brass keys, changes practically unlimited.

SKU NO.	No.	Description
800575	17DPF	Keyed differently
800580	17KA	Keyed alike
800590	17LH	With 2" vertical shackle clearance


**Master Locks**



**LAMINATED STEEL PADLOCKS**

1½" wide laminated steel case. Multi-spring warded locking mechanism. Cadmium rustproofing. Self-locking steel swivel shackle, nickel-plated, diameter ¼". Clearances: vertical 5/8", horizontal 9/16". Two nickel-plated steel keys, 40 changes.

SKU NO.	No.	Description
800700	22D	Keyed differently
800710	22KA	Keyed alike



**4 PIN TUMBLER PADLOCKS**

1½" wide laminated case. Pin tumbler security. Nickel-plated locking lever. Steel shackle, diameter 3/16". Clearances: horizontal ½", vertical 1½" or 2½". 2 brass keys, wide range of changes.

SKU NO.	No.	Description
800490	7LF	1½" steel shackle
800500	7KALF	Keyed alike
800505	7LJ	2½" steel shackle
800515	7KALJ	Keyed alike

1½" wide laminated case. Pin tumbler security. Exclusive dual steel levers lock both sides of case-hardened, 9/32" diameter steel shackle. Clearances: horizontal 5/8", vertical 1½" or 2". 2 brass keys, thousands of changes.


SKU NO.	No.	Description
800355	3DLF	1½" steel shackle
800365	3KALF	Keyed alike
800370	3DLH	2" steel shackle
800380	3KALH	Keyed alike

1¾" wide laminated case. Pin tumbler security. Exclusive dual steel levers lock both sides of case-hardened, 5/16" diameter steel shackle. Clearances: horizontal ¾", vertical 1½", 2½" or 5¾". 2 brass keys, thousands of changes.

SKU NO.	No.	Description
800265	1LF	1½" steel shackle
800275	1KALF	Keyed alike
800280	1DLJ	2½" steel shackle
800290	1KALJ	Keyed alike
800295	1KALN	5¾" steel shackle
800297	1LN	Keyed alike

2" wide laminated case. Pin tumbler security. Exclusive dual steel levers lock both sides of case-hardened, 3/8" diameter steel shackle. Clearances: horizontal 15/16", vertical 1½" or 2½". 2 brass keys, thousands of changes.

SKU NO.	No.	Description
800430	5LF	1½" steel shackle
800440	5KALF	Keyed alike
800445	5LJ	2½" steel shackle
800455	5KALJ	Keyed alike




**ARMORLOCK**

Armorlock. For guarding trailers on or off vehicles... and for use with security cables, chains and hasps. Exclusive shackle guard, extra resistant to bolt cutters and hacksaws. Precision 4 pin tumbler mechanism. Patented dual steel locking levers independently lock both shackle legs. Rust resistant finish. Fits openings ½" or larger in diameter. Shackle sleeve removable to accommodate openings 9/32" in diameter. 1½" wide laminated steel case; shackle clearances: vert. 15/16", hor. 7/16". Pair of brass keys.

SKU NO.	No.	Description
800718	37-D	Armorlock
800715	37KA	Keyed alike

**4**




No. 21

MASTER high-security rekeyable padlock with 1 3/4" wide case, 5 pin tumbler cylinder, and special keyway. Case-hardened steel shackle 5/16" dia. Shackle clearance 1 5/8" vert., 3/4" horizontal. Dual hardened-steel levers lock each shackle leg independently. (Bodies also available without shackles installed to accept a range of optional long shackles.)

SKU NO.	No.	Description
800655	21W0	Keyed Alike

**Master Lock®**



No. 27


**NO. 27 PADLOCKS WITH DIFFERENT CYLINDERS**

May also be ordered with same cylinders as used in other MASTER 5 pin tumbler padlocks. Extra convenience for the user who already has a keyed-alike or master-keyed system of MASTER padlocks. If ordering locks to expand existing MK system, please indicate the number on your master key and the range of key numbers now in use.

SKU NO.	No.	Description
800665	27W1	Keyed Differently

WITH 4 PIN CYLINDER USED IN NOS. 1, 2, 3, 4, 5, 6 PADLOCKS


800665	27W1	Keyed Differently
--------	------	-------------------



No. 220

MASTER tough security rekeyable round padlock with 2" wide case and 5 pin tumbler W27 cylinder. Replaceable case-hardened shackle 7/16" diameter. Shackle clearance 1" vertical, 3/4" horizontal. Dual hardened-steel balls lock each shackle leg independently. Rust resistant. Triple plated copper-nickel-chrome finish.


SKU NO.	No.	Description
800800	220D	Keyed Differently



No. 230

MASTER tough security rekeyable round padlock with 2 1/2" wide case and 5 pin tumbler W27 cylinder. Replaceable case-hardened alloy-steel shackle 7/16" diameter. Shackle clearance 1" vertical, 1 1/8" horizontal. Dual hardened-steel balls lock each shackle leg independently. Rust resistant. Triple plated copper-nickel-chrome finish.


SKU NO.	No.	Description
800805	230D	Keyed Differently



**SAFETY LOCKOUT**

**Safety Lockout** — Vinyl-coated high-tensile steel. Plated to resist rust. Accepts six padlocks up to 3/8" shackle diameter.

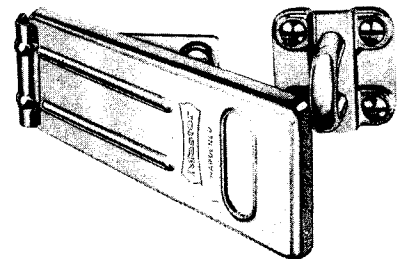
SKU NO.	No.	Description
800844	420	With 1" diameter jaws



**SECURITY HASPS**

Rugged modern security hasps that match the superior construction of MASTER padlocks. Patented design. Heavy hard-wrought steel, ribbed for maximum strength. Tapered design, with rolled edges to conceal screws and prevent prying. Exclusive pinless hinge for added security. Cadmium rustproofing. Extra-strong rounded staple of hardened steel. Complete with 7 screws.

SKU NO.	No.	Description
800850	702D	2 1/2" Security hasp
800860	703D	3 1/2" Security hasp
800865	704D	4 1/2" Security hasp



**HEAVY-DUTY SECURITY HASP**

Powerful 6" hardened steel super security hasp, with reinforced hinge. Made especially for big padlocks, such as the Master Nos. 19 and 15. Tapered design, with rolled edges to conceal screws and prevent prying. Ribbed for maximum strength. Cadmium rustproofing. Extra-strong rounded staple of hardened alloy steel, reinforced by hardened steel locking plate to resist tons of pull. Complete with 7 mounting screws plus reinforcing bolt for added strength when needed.

SKU NO.	No.	Description
800875	706D	6" Security hasp



**SHIELDED LOCK**

The design of the shielded lock helps provide increased security at locations exposed to aggressive lock attacks. The lock body design minimizes shackle exposure to cutting and sawing and the stainless steel case resists corrosion. Case-hardened steel shackle improves resistance to crowbar prying, cutting and sawing. Two interior anti-saw pins deter cutting through the body. 2 1/4" diameter disc-shaped lock body helps repel forced attacks.

SKU NO.	No.	Description
800808	40-D	Shielded locks; 2 1/4" diameter lock body, hardened steel shackle

**Our catalog does not contain everything in our inventory. If there are products you do not find that are related to those in this catalog call 437-1288 so that we may assist you.**



**LAMINATED STEEL PADLOCKS**

1 1/8" wide laminated steel case. Warded locking mechanism. Patented crowned locking lever. Cadmium rustproofing. Self-locking steel swivel shackle, nickel-plated, diameter 3/8". Clearances: vertical 1/2", horizontal 1/2". Two nickel-plated steel keys, 105 changes.

SKU NO.	No.	Description
800785	1050	Keyed differently
800790	105KA	Keyed alike

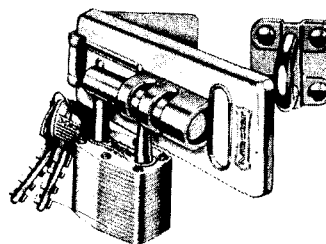
**Master Lock®**



**RESETTABLE COMBINATION PADLOCKS**

Instantly resettable to open at any personally programmed 4-digit combination. 10,000 possible settings! Exclusive positive action change key permits quick, easy resetting, whenever owner chooses. Once shackle is closed, automatic tamper guard of hardened steel blocks keyway - protects against tampering. Resettables make it easy for owners to give employees or friends temporary access, and then restore private control in seconds by simply changing combinations. Multiple padlock users also can set whole groups of locks "combination-alike" for added convenience. For easy remembering, program a familiar number - four digits of phone number, address, etc. Features corrosion-resistant solid brass case and 3/8" thick nickel-plated case-hardened steel shackle. Independent double-locking shackle legs. Available with 1" or extra length 2 1/4" shackle clearance in display cards or boxed.


SKU NO.	No.	Description
800890	1750	Resettable padlock
800895	1750LH	With 2 1/4" vertical



**WARDER HASPLOCK**

Warded security in a laminated steel hasplock. Combines sturdy 4 1/2" steel hasp, heavy slide bolt, and 1 3/4" wide laminated steel padlock - all in one handy unit. Works on doors opening either right or left. Powerful pinless hinge. Extra-strong rounded staple of hardened steel. Tapered design, with rolled edges to conceal screws. Cadmium rustproofing. Complete with 7 cadmium-plated screws. 2 nickel-plated steel keys, 60 changes.

SKU NO.	No.	Description
800815	450D	Keyed differently
800820	450KA	Keyed alike




**ENVIRONMENTAL LOCK COVERS PROTECT LOCKS AGAINST JAMMING, FREEZING AND CORROSION**

Protective cover and gaskets for use with 1 1/4" wide Master pin-tumbler padlocks (series 1, 2, 21, 24, 81 and 82). Shields mechanism against dirt, dust and roadspray. Made of durable ethylene-propylene rubber. Resistant to oil, chemicals and temperature extremes from -50° to 150°F.

SKU NO.	No.	Description
805098	401-D	Environmental lock cover and gaskets

Protective cover and gaskets for use with 2" wide Master pin-tumbler padlocks (series 5, 6, 17, 27 and 28). Shields mechanism against dirt, dust and roadspray. Made of durable ethylene-propylene rubber. Resistant to oil, chemicals and temperature extremes from -50° to 150°F.

SKU NO.	No.	Description
805404	405-D	Environmental lock cover and gaskets




**PIN TUMBLER HASPLOCK**

The first hasplock which provides the maximum protection of precision 4 pin tumbler security! Ideal for garage doors, tool and equipment sheds, cabins, washrooms, boat houses, trucks, warehouses, etc. Rugged 1 3/4" wide laminated steel padlock permanently attached to heavy-duty slide bolt and 4 1/2" wrought steel hasp... can't be misplaced, lost or stolen. Easy to install - works on doors opening right or left. Unique pinless hinge. Extra strong rounded staple of hardened steel. Tapered design, with rolled edges to conceal screws. Cadmium rustproofing. Specially inked serial number, erasable for added protection. Complete with 7 cadmium-plated screws. 2 brass keys, changes practically unlimited.

SKU NO.	No.	Description
800830	475	Keyed differently
800835	475KA	Keyed alike

4



**VENDING AND METER LOCK**

Increases padlock security for utility shut-off valves, meters, vending machines, etc. by eliminating the exposed loop of the standard shackle, the component most susceptible to attack. The case-hardened steel post shackle secures 5/16" to 3/8" diameter locking holes. Also fits handles on refrigerators and deep freeze units, gates, roll-down doors and locking hardware that features 5/16"-3/16" locking eyes. 1 1/2" wide case, available in either laminated steel or corrosion-resistant laminated brass. Precision 4-pin tumbler locking mechanism with 3/4" diameter case-hardened steel post shackle. Vertical clearance 3/8". Two brass keys, thousands of changes.

SKU NO.	No.	Description
805534	443	Laminated steel
805537	443LE	Laminated steel with 3/8" vertical clearance shackle




**LAMINATED STEEL PADLOCKS**

1 3/4" wide laminated steel case. Multi-spring warded locking mechanism. Cadmium rustproofing. Self-locking steel swivel shackle, nickel-plated, diameter 9/32". Clearances: vertical 13/16", horizontal 13/16". Two nickel-plated steel keys, 60 changes.

SKU NO.	No.	Description
800845	500KA	Keyed Alike



**DISC TUMBLER CAM LOCK**




C8051

SILVER  
KA

SKU NO.	Mfg. No.	Size
805279	C8051-14A	7/16"
805282	C8051-3	7/16"

**Master® Locks**



**COMBINATION PADLOCKS**

Keyless convenience. Smooth three-number dialing. Strong double-wall construction – stainless steel outer case armors heavy wrought steel inner case. Permanently lubricated rust resistant inner working parts. Dial cannot be turned when shackle is under tension, safe-guarding combination. Self-locking, automatically disarranging tumblers. Thousands of available combinations. Case width 1 1/4". Nickel-plated, case-hardened steel swivel shackle; diameter 5/16". Clearances: vertical 3/8"; horizontal 1/8". Black dial.


SKU NO.	No.	Description
800881	1500 D	Combination padlock




**TWIN-PACK PADLOCKS**

One pair of Master No. 1500 combination-alike padlocks blister packed together on attractive self-service card. Stainless steel case; strong double-wall construction; smooth 3-number dialing; permanently lubricated, rust resistant inner working parts. 9/32" dia. case-hardened steel shackle. Same combination opens both locks.

SKU NO.	No.	Description
800880	1500-T	Two No. 1500KA in one blister pack




SKU NO.	Mfg. No.	Size
805285	C8053-14A	1 3/16"
805288	C8053-3	1 3/16"



**HIGH SECURITY DEADBOLT PADLOCK**

World's strongest combination padlock – based on pull, shear, twist and wedge comparison tests. No. 2001 more than doubles combination lock strength and security. Case-hardened high-tech steel shackle resists cutting, sawing, prying and impact. Dual ball-bearing deadbolt locks both shackle legs. Stainless steel outer case surrounds massive solid inner case. Rugged rim-reinforced dial resists prying and knock-off. Smooth three-number dialing. Thousands of possible combinations. Self-locking, automatically disarranging tumblers and dial spin-off. Combination can't be "felt out". Case width 2 1/16". Shackle diameter 5/16". Clearances: vertical 1"; horizontal 1/16". Black dial. Lifetime warranty.

SKU NO.	No.	Description
800884	2001 D	High-security deadbolt combination lock




**SURFACE DOOR LOCK**


SKU NO.	Size
805300	7/8"

C8422

**DIS TUMBLER DOOR & DRAWER LOCK**



SKU NO.	Mfg. No.	Size	Finish
805291	C8703-14A	1 5/16"	Silver
805294	C8703-3	1 5/16"	Gold




**DOOR LOCK**

SKU NO.	Size
805297	1 5/16"

GOLD  
C8704

**LEG LEVELERS**

SKU NO.	Mfg. No.
805309	D6003-2C



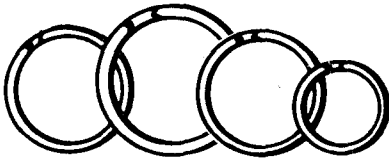
**04-3560**  
 Metal Belt Hook Key Ring  
 Fits all belts.

**SKU NO.**  
 805330



**04-3563**  
 Push-A-Part Key Ring  
 Easy but secure.  
 Push the tab to  
 separate or relock rings.

**SKU NO.**  
 804037



**04-3541**  
 Split Key Rings

SKU NO.	Mfg. No.	Size
805318	04-3311	1¼"
805324	04-3317	2"
805321	04-3318	1½"
805315	04-3321	¾"



**MAGNETIC KEY CASE**

Magnetic key case. For car, home, garage. Use to hide spare key, or as a handy coin holder on car dash. Snaps closed. Won't open accidentally. Magnet grips any steel surface. Rust-free case eliminates corrosion of case and key common to all-metal units.

SKU NO.	No.	Description
871025	205-D	Magnetic key case



**233-03-8X**  
**JAILER RING**

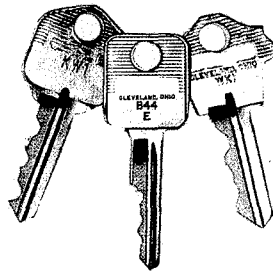
**SKU NO.**  
 804040

**KEY CHECKS AND TAGS**  
**WROUGHT BRASS**

All are .040 Brass with a burnished finish, have round perforations, and are packed 100 pieces per box.

SKU No.	Number	Diameter	Weight
801880	719B	¾"	0.7 lbs.
801885	720B	1"	1.1 lbs.
801890	727B	1⅞"	3.4 lbs

**HILLMAN**



**Quality Nickel Plated Brass Keys**

- Produced to exacting specifications
- Guaranteed to fit perfectly... every time
- Numbered for quick selection

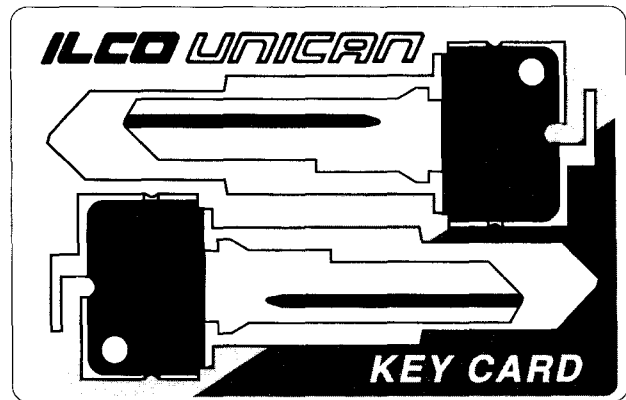
**KEY BLANKS**

SKU NO.	Type
CKey	Regular
CKey1	Single Cut
CKey2	Double Cut

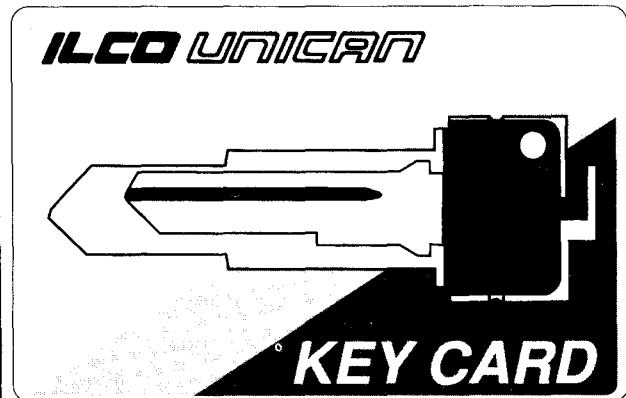
**Our catalog does not contain everything in our inventory. If there are products you do not find that are related to those in this catalog call 437-1288 so that we may assist you.**

**4**

**EMERGENCY KEY CARD**



**SKU NO.**  
 804043 **CARD WITH 2-KEYS**



**SKU NO.**  
 804046 **CARD WITH 1-KEY**

ALUMINUM THRESHOLDS



METAL MOULDING—ALUMINUM

SKU NO.	VINYL - SEAL MFG. NO.	STYLE	SIZE	HEIGHT
807413	V-1 Economy		3 FT.	7/8"
807380	V-1-A Heavy Weight		4 FT.	7/8"
807383	V-1-A-		5 FT.	
807386	V-1-A-		6 FT.	
807416	V-1-A High Rug		3 FT.	
807389	V-1-B		4 FT.	
807392	V-1-B		5 FT.	
807395	V-1-B		6 FT.	1 3/8"
807419	V-1-B		3 FT.	

VINYL SEAL THRESHOLDS

JUNIOR DOOR BOTTOM				
807398	V-5		3 FT.	
ADJUSTABLE DOOR BOTTOM				
807425	V-6		3 FT.	
ADJUSTABLE HEIGHT THRESHOLDS				
805605	V-9		5/8" to 1 1/8"	
805608	V-9B		1" to 1 3/8"	

FLAT & CORRUGATED THRESHOLDS 2 1/2" wide

SKU NO.	MFG. NO.	HEIGHT	WIDTH
807458	A-70M	3 FT.	2 1/2" wide
807461	A-70M	6 FT.	2 1/2" wide
807464	A-70 Gold Alum-Flat	3 FT.	2 1/2" wide
807467	A-70 Gold Alum-Flat	6 FT.	2 1/2" wide
807497	A-72	Flat	3" wide
807500	A-72	Flat	4" wide
807501	A-72	Flat	5" wide
807503	A-72	Flat	6" wide
807344	A-76 Alum-Flat Corr.	3 FT.	4" wide
807347	A-76 Alum-Flat Corr.	4 FT.	4" wide
807350	A-76 Alum-Flat Corr.	5 FT.	4" wide
807353	A-76 Alum-Flat Corr.	6 FT.	4" wide
807356	A-78 Alum-Flat Corr.	3 FT.	5" wide
807359	A-78 Alum-Flat Corr.	4 FT.	5" wide
807362	A-78 Alum-Flat Corr.	5 FT.	5" wide
807365	A-78 Alum-Flat Corr.	6 FT.	5" wide
807368	A-80 Alum-Flat Corr.	3 FT.	6" wide
807371	A-80 Alum-Flat Corr.	4 FT.	6" wide
807374	A-80 Alum-Flat Corr.	5 FT.	6" wide
807377	A-80 Alum-Flat Corr.	6 FT.	6" wide

SKU NO.	MFG. NO.	STYLE	DESCRIPTION	SIZE	WIDTH
807191	A-38		Seam Binder	3 FT.	3/4"
807194	A-38		Seam Binder	6 FT.	3/4"
807197	A-38 Gold		Seam Binder	3 FT.	3/4"
807200	A-38 Gold		Seam Binder	6 FT.	3/4"

SKU NO.	MFG. NO.	STYLE	DESCRIPTION	SIZE	WIDTH
807203	A-54		Alum Threshold	3 FT.	1 1/4"
807206	A-54		Alum Threshold	6 FT.	1 1/4"
807221	A-54 Ham-Gold		Alum Threshold	3 FT.	1 1/4"
807224	A-54 Ham-Gold		Alum Threshold	6 FT.	1 1/4"

SKU NO.	MFG. NO.	STYLE	DESCRIPTION	SIZE	WIDTH
807464	A-70 Gold		Alum Flat	3 FT.	2 1/2"
807467	A-70 Gold		Alum Flat	6 FT.	2 1/2"

SKU NO.	MFG. NO.	STYLE	DESCRIPTION	SIZE	WIDTH
807251	A-138		Alum Counter Edge	6 FT.	3/4"
807227	A-144		Alum Counter Edge	6 FT.	7/8"
807230	A-144		Alum Counter Edge	8 FT.	7/8"
807233	A-144 Gold		Alum Counter Edge	6 FT.	7/8"
807236	A-144 Gold		Alum Counter Edge	8 FT.	7/8"
807239	A-150		Alum Counter Edge	6 FT.	1 1/8"
807242	A-150		Alum Counter Edge	8 FT.	1 1/8"
807245	A-150 Gold		Alum Counter Edge	6 FT.	1 1/8"
807248	A-150 Gold		Alum Counter Edge	8 FT.	1 1/8"




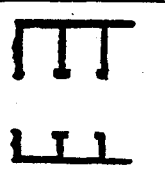
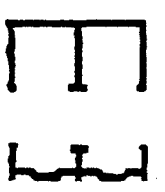
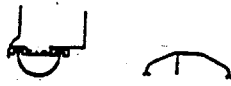

SKU NO.	MFG. NO.	STYLE	DESCRIPTION	SIZE	WIDTH
807254	A-242		Alum Bar Step	6 FT.	1/2" x 1 1/16"
807255	A-242		Alum Bar Step	6 FT.	1/2" x 1 1/16"

SKU NO.	MFG. NO.	STYLE	DESCRIPTION	SIZE	WIDTH
807257	A-632		Alum Angle	6 FT.	1/2" x 1/2"
807260	A-632		Alum Angle	8 FT.	1/2" x 1/2"
807263	A-638		Alum Angle	6 FT.	3/4" x 3/4"
807266	A-638		Alum Angle	8 FT.	3/4" x 3/4"
807272	A-1032		Alum Cove	6 FT.	1/2"
807275	A-1032		Alum Cove	8 FT.	1/2"
807278	A-1038		Alum Cove	6 FT.	3/4"
807281	A-1038		Alum Cove	8 FT.	3/4"
807284	A-1216		Alum Linolm Edge	3 FT.	3/4"
807287	A-1216	Alum Linolm Edge	6 FT.	3/4"	
807290	A-1216	Alum Linolm Edge	6 FT.	3/4"	
807293	A-1216	Alum Linolm Edge	3 FT.	3/4"	

SKU NO.	MFG. NO.	STYLE	DESCRIPTION	SIZE	WIDTH
807296	A-1548		Alum Carp Bar	3 FT.	1"
807299	A-1548		Alum Carp Bar	6 FT.	1"
807302	A-1548		Alum Carp Bar	3 FT.	1"
807305	A-1548		Alum Carp Bar	6 FT.	1 1/2"
807308	A-1560		Alum Carp Bar	3 FT.	1 1/2"
807311	A-1560		Alum Carp Bar	6 FT.	1 1/2"
807314	A-1560		Alum Carp Bar	3 FT.	1 1/2"
807317	A-1560		Alum Carp Bar	6 FT.	1 1/2"
807315	A1568		Alum Carp Bar	3 FT.	2"
807318	A1568-Gold		Alum Carp Bar	3 FT.	2"
807316	A1568		Alum Carp Bar	6 FT.	2"
807319	A1568-Gold		Alum Carp Bar	6 FT.	2"



***RANDALL***

METAL MOULDING — ALUMINUM					
SKU NO.	MFG. NO.		DESCRIPTION	SIZE	WIDTH
807320	A-1600		Alum. Stair Nosing	3 FT.	1 1/16"
807323	A-1600		Alum. Stair Nosing	6 FT.	1 1/16"
807326	A-1600 Ham Gold		Alum. Stair Nosing	3 FT.	1 1/16"
807329	A-1600 Ham-Gold		Alum. Stair Nosing	6 FT.	1 1/16"
807338	A-3200 Ham		Alum. Carpet Tap	3 FT.	
807341	A-3200 Ham		Alum. Carpet Tap	6 FT.	
807485	A-3200 Ham		Carpet Tap		
807488	A-3200 Ham		Carpet Tap		
METAL MOULDING — STAINLESS STEEL					
SKU NO.	MFG. NO.		DESCRIPTION	SIZE	WIDTH
807332	S-740		Alum. Sink Top	6 FT.	25/32"
807335	S-740		Alum. Sink Top	8 FT.	25/32"
SLIDING DOOR TRACK SET					
SKU NO.	MFG. NO.		DESCRIPTION	SIZE	WIDTH
807167	A-8020		Alum. Slide Door Track	4 FT.	1/8"
807170	A-8020		Alum. Slide Door Track	6 FT.	1/8"
807173	A-8026		Alum. Slide Door Track	4 FT.	1/4"
807176	A-8026		Alum. Slide Door Track	6 FT.	1/4"
807179	A-8034		Alum. Slide Door Track	4 FT.	1/2"
807182	A-8034		Alum. Slide Door Track	6 FT.	1/2"
807185	A-8042		Alum. Slide Door Track	4 FT.	3/4"
807188	A-8042		Alum. Slide Door Track	6 FT.	3/4"
DOOR BOTTOM WEATHER STRIP & THRESHOLD COMBINATION					
SKU NO.	MFG. NO.		DESCRIPTION	SIZE	
807422	AV-6		Adjustable Door Bottom Weather Stripping	3/4"	
V-6, A-6 Packaged Together					
CLEAR PLASTIC ANGLE					
SKU NO.	MFG. NO.		DESCRIPTION	SIZE	WIDTH
808103	P-638		Plastic Angle	4 FT.	3/4" x 3/4"
808106	P-638		Plastic Angle	6 FT.	3/4" x 3/4"
808109	P-638		Plastic Angle	8 FT.	3/4" x 3/4"

**4**

**TRI-GUARD CORNER PROTECTORS - CLEAR LEXAN**

Protect your expensive wall coverings or finish with shatter proof Tri-Guards clear corner protectors.

**SELF STICK**

SKU No.	Stock #	Length	Size
803750	SS-96	8'	3/4" x 3/4"

SKU No.	Stock #	Length	Size
803735	TG-434	4'	3/4" x 3/4"
803738	TG-834	8'	3/4" x 3/4"
803741	TG-4118	4'	1 1/8" x 1 1/8"
803754	TG-8118	8'	1 1/8" x 1 1/8"
803744	TG-4212	4'	2 1/2" x 2 1/2"
803747	TG-8212	8'	2 1/2" x 2 1/2"



**RANDALL**  
**ANODIZED ALUMINUM**  
**STRUCTURAL SETIONS**  
**6063 ALLOY, T-6 TEMPER**

SKU NO.	MFG. NO.		DESCRIPTION	SIZE	WIDTH
807029	M-128		Aluminum Rod	6 FT.	3/8"
807035	M-128		Aluminum Rod	8 FT.	3/8"
807032	M-132		Aluminum Rod	6 FT.	1/2"
807038	M-132		Aluminum Rod	8 FT.	1/2"
807041	M-238		Aluminum Tubing	6 FT.	3/4"
807044	M-238		Aluminum Tubing	8 FT.	3/4"
807047	M-244		Aluminum Tubing	6 FT.	7/8"
807050	M-244		Aluminum Tubing	8 FT.	7/8"
807053	M-248		Aluminum Tubing	6 FT.	1"
807056	M-248		Aluminum Tubing	8 FT.	1"
807059	M-254		Aluminum Tubing	6 FT.	1 1/4"
807062	M-254	Aluminum Tubing	8 FT.	1 1/4"	
807065	M-438		Aluminum Tubing	6 FT. SQ	3/4" x 3/4"
807068	M-438		Aluminum Tubing	8 FT. SQ	3/4" x 3/4"
807071	M-448		Aluminum Tubing	6 FT. SQ	1" x 1"
807074	M-448		Aluminum Tubing	8 FT. SQ	1" x 1"
807078	M-532		Aluminum Bar	6 FT.	1/2" x 1/8"
807079	M-532		Aluminum Bar	8 FT.	1/2" x 1/8"
807077	M-538		Aluminum Bar	6 FT.	3/4" x 1/8"
807080	M-538		Aluminum Bar	8 FT.	3/4" x 1/8"
807083	M-548		Aluminum Bar	6 FT.	1" x 1/4"
807086	M-548		Aluminum Bar	8 FT.	1" x 1/4"
807089	M-548A		Aluminum Bar	6 FT.	1" x 1/8"
807092	M-548A		Aluminum Bar	8 FT.	1" x 1/8"
807095	M-560		Aluminum Bar	6 FT.	1 1/2" x 1/8"
807098	M-560		Aluminum Bar	8 FT.	1 1/2" x 1/8"
807101	M-560A		Aluminum Bar	6 FT.	1 1/2" x 1/4"
807104	M-560A		Aluminum Bar	8 FT.	1 1/2" x 1/4"
807107	M-568		Aluminum Bar	6 FT.	2" x 1/8"
807110	M-568		Aluminum Bar	8 FT.	2" x 1/8"
807113	M-568A		Aluminum Bar	6 FT.	2" x 1/4"
807116	M-568A	Aluminum Bar	8 FT.	2" x 1/4"	
807117	M-570	Aluminum Bar	6 FT.	2 1/2" x 1/8"	
807118	M-570	Aluminum Bar	8 FT.	2 1/2" x 1/8"	
807119	M-632A		Aluminum Angle	6 FT.	1/2" x 1/2" x 1/16"
807122	M-632A		Aluminum Angle	8 FT.	1/2" x 1/2" x 1/16"
807125	M-638		Aluminum Angle	6 FT.	3/4" x 3/4" x 1/8"
807128	M-638		Aluminum Angle	8 FT.	3/4" x 3/4" x 1/8"
807131	M-638A		Aluminum Angle	6 FT.	3/4" x 3/4" x 1/16"
807134	M-638A		Aluminum Angle	8 FT.	3/4" x 3/4" x 1/16"
807137	M-648		Aluminum Angle	6 FT.	1" x 1" x 1/16"
807140	M-648		Aluminum Angle	8 FT.	1" x 1" x 1/16"
807143	M-648A		Aluminum Angle	6 FT.	1" x 1" x 1/8"
807146	M-648A		Aluminum Angle	8 FT.	1" x 1" x 1/8"
807149	M-660		Aluminum Angle	6 FT.	1 1/2" x 1 1/2" x 1/8"
807152	M-660		Aluminum Angle	8 FT.	1 1/2" x 1 1/2" x 1/8"
807148	M-660A		Aluminum Angle	6 FT.	1 1/2" x 1 1/2" x 1/16"
807151	M-660A		Aluminum Angle	8 FT.	1 1/2" x 1 1/2" x 1/16"
807155	M-668		Aluminum Angle	6 FT.	2" x 2" x 1/8"
807158	M-668		Aluminum Angle	8 FT.	2" x 2" x 1/8"
807161	M-668A		Aluminum Angle	6 FT.	2" x 2" x 1/16"
807164	M-668A		Aluminum Angle	8 FT.	2" x 2" x 1/16"
807165	M-670	Aluminum Angle	6 FT.	2 1/2" x 2 1/2" x 1/8"	
807166	M-670	Aluminum Angle	8 FT.	2 1/2" x 2 1/2" x 1/8"	
807169	M-4024		U-Channel	6 FT.	1/4"
807171	M-4024		U-Channel	8 FT.	1/4"
807174	M-4032		U-Channel	6 FT.	1/2"
807175	M-4032		U-Channel	8 FT.	1/2"
807178	M-4038		U-Channel	6 FT.	3/4"
807180	M-4038		U-Channel	8 FT.	3/4"

4

**PRE-FINISHED OAK MOULDINGS THRESHOLDS**

**RANDALL**



**OAK w/VINYL LIFETIME**

SKU NO.	MFG. NO.	SIZE	WIDTH	COLOR
102525	WL-51	3'	3 1/2"	LITE
102545	WL-51	4'	3 1/2"	LITE
102565	WL-51	6'	3 1/2"	LITE
102155	WD-51	3'	3 1/2"	DARK
102160	WD-51	4'	3 1/2"	DARK
102520	WD-51	6'	3 1/2"	DARK

**PLAIN OAK**

102080	WL-50	3'	3 1/2"	LITE
102145	WL-50	4'	3 1/2"	LITE
102150	WL-50	6'	3 1/2"	LITE
101830	WD-50	3'	3 1/2"	DARK
101980	WD-50	4'	3 1/2"	DARK
102075	WD-50	6'	3 1/2"	DARK

**MINI-THRESHOLD**

100635	WL-58	3'	1 3/8"	LITE
101345	WL-58	6'	1 3/8"	LITE
103030	WD-78	3'	5"	DARK
103110	WD-78	4'	5"	DARK
103115	WD-78	6'	5"	DARK
103120	WD-78	3'	5"	LITE
103125	WD-78	4'	5"	LITE
103130	WD-78	6'	5"	LITE

**OAK MOULDING DECROATIVE STRIP**

100265	WD-38	8'	3/4"	DARK
100270	WD-38	8'	3/4"	LITE

**COUNTER EDGING**

100275	WD-144	8'	7/8"	DARK
100565	WD-144	8'	7/8"	LITE

**CARPET BAR**

101735	WL-1560	3'	1 1/2"	LITE
101750	WL-1560	6'	1 1/2"	LITE
101805	WL-1568	3'	2"	LITE
101820	WL-1568	6'	2"	LITE

**DOOR SWEEPS w/VINYL**

103475	WV-64	3'		PLAIN
103490	WVD-64	3'		DARK
103480	WVL-64	3'		LITE

**DOOR WEATHERSTRIP SETS WOOD & LITE VINYL**

103135	WV-75		2 PC 7'	1 PC 3'
103140	WV-95WH		2 PC 7'	1 PC 3'

**DOOR WEATHER STRIP**

103141	WV-97BR		2 PC 7'	1 PC 3'
103137	WV-97WH		2 PC 7'	1 PC 3'

**HARDWOOD SLIDING DOOR TRACK**

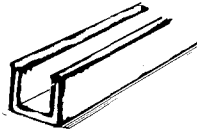
103145	W-8026	4'	1/4" DOORS	
103150	W-8026	6'	1/4" DOORS	

**4**


**BRASS & ALUMINUM TUBE — STRIPS & SHEETS**



BRASS TUBE




CHANNEL



ALUMINUM SHEET

**SHEET METAL 4" x 10"**



BRASS SHEET



BRASS STRIP



ALUMINUM TUBE



ANGLE

**TUBING & CHANNEL 12" LENGTH**

**4**

SKU NO.	Mfg. No.	Description	SKU NO.	Mfg. No.	Description	SKU NO.	Mfg. No.	Description
808045	125	1/16" Round Brass Tube . . . . .	808021	106	1/4" Aluminum Tube . . . . .	808198	233	.016" x 1" Brass Strip . . . . .
808048	126	3/32" Round Brass Tube . . . . .	808024	107	9/32" Aluminum Tube . . . . .	808201	234	.016" x 2" Brass Strip . . . . .
808051	127	1/8" Round Brass Tube . . . . .	808249	250	.005" Sheet Metal, Brass . . . . .	808204	235	.025" x 1/4" Brass Strip . . . . .
808054	128	5/32" Round Brass Tube . . . . .	808252	251	.010" Sheet Metal, Brass . . . . .	808207	236	.025" x 1/2" Brass Strip . . . . .
808057	129	3/16" Round Brass Tube . . . . .	808255	252	.015" Sheet Metal, Brass . . . . .	808210	237	.025" x 1" Brass Strip . . . . .
808060	130	7/32" Round Brass Tube . . . . .	808258	253	.032" Sheet Metal, Brass . . . . .	808213	238	.025" x 3/4" Brass Strip . . . . .
808063	131	1/4" Round Brass Tube . . . . .	808261	254	.008" Sheet Metal, Tin . . . . .	808216	239	.025" x 2" Brass Strip . . . . .
808066	132	9/32" Round Brass Tube . . . . .	808264	255	.016" Sheet Metal, Aluminum . . . . .	808219	240	.032" x 1/4" Brass Strip . . . . .
808069	133	5/16" Round Brass Tube . . . . .	808267	256	.032" Sheet Metal, Aluminum . . . . .	808222	241	.032" x 1/2" Brass Strip . . . . .
808072	134	11/32" Round Brass Tube . . . . .	808270	257	.064" Sheet Metal, Aluminum . . . . .	808225	242	.032" x 1" Brass Strip . . . . .
808075	135	3/8" Round Brass Tube . . . . .	808275	258	Assorted Brass Shim . . . . .	808228	243	.032" x 3/4" Brass Strip . . . . .
808078	136	13/32" Round Brass Tube . . . . .	808278	259	.025" Sheet Metal, Copper . . . . .	808231	244	.032" x 2" Brass Strip . . . . .
808081	137	7/16" Round Brass Tube . . . . .	808105	149	1/6" Square Brass Tube . . . . .	808234	245	.064" x 1/4" Brass Strip . . . . .
808084	138	15/32" Round Brass Tube . . . . .	808108	150	3/32" Square Brass Tube . . . . .	808237	246	.064" x 1/2" Brass Strip . . . . .
808087	139	1/2" Round Brass Tube . . . . .	808111	151	1/8" Square Brass Tube . . . . .	808240	247	.064" x 3/4" Brass Strip . . . . .
808090	140	17/32" Round Brass Tube . . . . .	808114	152	5/32" Square Brass Tube . . . . .	808243	248	.064" x 1" Brass Strip . . . . .
808093	141	9/16" Round Brass Tube . . . . .	808117	153	3/16" Square Brass Tube . . . . .	808246	249	.064" x 2" Brass Strip . . . . .
808096	142	19/32" Round Brass Tube . . . . .	808120	154	7/32" Square Brass Tube . . . . .	808126	159	.020" Solid Brass Rod . . . . .
808099	143	5/8" Round Brass Tube . . . . .	808123	155	1/4" Square Brass Tube . . . . .	808129	160	1/32" x Solid Brass Rod . . . . .
808102	144	21/32" Round Brass Tube . . . . .	808174	181	1/8" Brass Channel . . . . .	808132	161	3/64" Solid Brass Rod . . . . .
808027	117	1/16" Copper Tube . . . . .	808177	182	5/32" Brass Channel . . . . .	808135	162	1/16" Solid Brass Rod . . . . .
808030	118	3/32" Copper Tube . . . . .	808180	183	3/16" Brass Channel . . . . .	808138	163	3/32" Solid Brass Rod . . . . .
808033	119	5/32" Copper Tube . . . . .	808183	184	7/32" Brass Channel . . . . .	808141	164	1/8" Solid Brass Rod . . . . .
808036	120	1/8" Copper Tube . . . . .	808186	185	1/4" Brass Channel . . . . .	808144	165	5/32" Solid Brass Rod . . . . .
808039	121	1/8" Soft Brass Tube . . . . .	808159	171	1/8" Brass Angle . . . . .	808147	166	3/16" Solid Brass Rod . . . . .
808042	122	Brass Streamline Tube . . . . .	808162	172	5/32" Brass Angle . . . . .	808150	167	.114" x Solid Brass Rod . . . . .
808003	100	1/16" Aluminum Tube . . . . .	808165	173	3/16" Brass Angle . . . . .	808153	168	.081" x Solid Brass Rod . . . . .
808006	101	3/32" Aluminum Tube . . . . .	808168	174	7/32" Brass Angle . . . . .	808156	169	.072" x Solid Brass Rod . . . . .
808009	102	1/8" Aluminum Tube . . . . .	808171	175	1/4" Brass Angle . . . . .	808281	262	3/32" x 3/16" Brass Tube . . . . .
808012	103	5/32" Aluminum Tube . . . . .	808189	230	.016" x 1/4" Brass Strip . . . . .	808284	264	1/8" x 1/4" Brass Tube . . . . .
808015	104	3/16" Aluminum Tube . . . . .	808192	231	.016" x 1/2" Brass Strip . . . . .	808287	266	5/32" x 5/16" Brass Tube . . . . .
808018	105	7/32" Aluminum Tube . . . . .	808195	232	.016" x 1" Brass Strip . . . . .	808290	268	3/16" x 3/8" Brass Tube . . . . .