

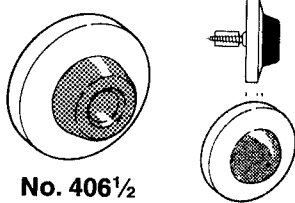
DOOR EDGE PULL
No. 230

Size: 3⁷/₈" × 3¹/₄" × 1⁵/₈"



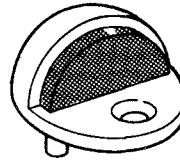
SKU NO.	MFG. NO.	
806894	230B3	Bright Brass
806897	230B5	Antique Brass

WALL DOOR STOP WITH PLASTIC ANCHOR
 Diameter: 2⁷/₁₆"



SKU NO.	MFG. NO.	NO.	
806993	406-1/2PA28	NO. 406	Aluminum
806987	406-B3		Bright Brass
806990	406PA28		Aluminum

FLOOR DOOR STOP
No. 436
 Height: 1"



SKU NO.	MFG. NO.	
807014	436B3	Bright Brass


IVES
DOOR STOP TIPS
No. SRT

White Rubber



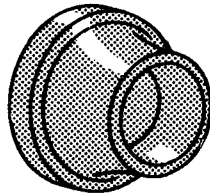
SKU NO.	MFG. NO.	
806954	CSRT-6	Replace door stop tips for 60 and 061

FLUSH BOLT
Nos. 261, 262.



SKU NO.	MFG. NO.	SIZE	
806972	261B3	4"	Bright Brass
806975	262B3	6"	Bright Brass

WALL DOOR STOP
No. 411
 Diameter: 1⁷/₈"



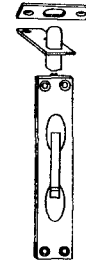
SKU NO.	MFG. NO.	
806996	SP411R-G	Gray Rubber

FLOOR DOOR STOP
No. 442
 Height: 2⁷/₈"



SKU NO.	MFG. NO.	
807017	442B3	MS Bright Brass

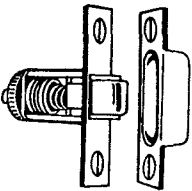
EXTENSION FLUSH BOLT
No. 457
No. C457 (Convex face)



SKU NO.	MFG. NO.	SIZE	
807026	457B3	1 ¹ / ₄ "	Bright Brass

ROLLER CATCH
No. 336

Face Plate: 2¹/₄" × 7¹/₈"



SKU NO.	MFG. NO.	
806978	336B3	

FLUSH RING PULL
Nos. 425, 426




SKU NO.	MFG. NO.	SIZE	
806999	425B3	1 ¹ / ₂ "	Bright Brass
807002	426B3	2 ¹ / ₈ "	Bright Brass

DOOR HOLDER
No. 455
 Arm Length: 4"




SKU NO.	MFG. NO.	
807020	455A3	Bright Brass
807023	455A92	Burnish Aluminum

COAT & HAT HOOK
No. 571
 Projection: 3"




SKU NO.	MFG. NO.	
805784	571A3	Bright Brass
805787	571A92	Burnish Aluminum

BALL CATCH
Nos. 345,




SKU NO.	MFG. NO.	SIZE	
806981	345B3	1 ¹ / ₂ × 3/4	Bright Brass
806984	347B3	2 ¹ / ₈ × 1	Bright Brass

DOOR STOP & HOLDER TIPS
No. HRT
 Gray Rubber




SKU NO.	MFG. NO.	
806957	SPHRT-4	Replace door stop tips for 455

CEILING HOOK
No. 580



SKU NO.	MFG. NO.	SIZE	
805790	580A3	2 ¹ / ₄ "	Bright Brass



Cast Floor Stop
2-11/16" Height
 Forged Brass

SKU NO.	MFG. NO.	FINISH
809834	252F 26D	US26D
809836	252F US3	US3

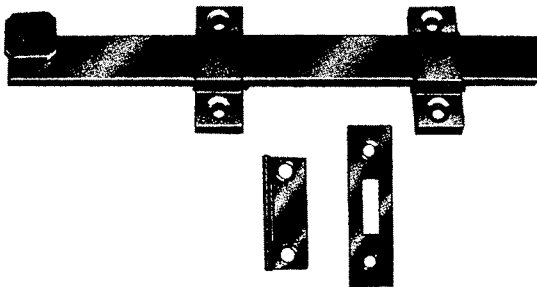
Lever Extension Flush Bolt

Extruded Brass

SKU NO.	MFG. NO.	FINISH
809840	282D-26D	US26D
809843	282D-US3	US3



4



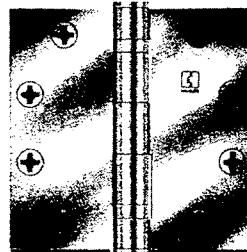
Surface Bolt

Material: Steel
 Universal and angle strikes included.


SKU NO.	MFG. NO.	FINISH
809844	275D	US26D

Full Mortise Hinge

Ball bearing, standard weight, template. 1/2 pr. 4" x 4".



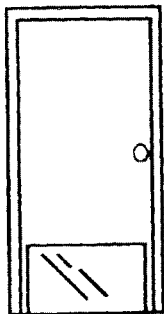
SKU NO.	MFG. NO.
809838	BB1279 NRP 26D1
US26D	



200° Door Viewer

For doors up to 1-1/8" thick (adjustable). Requires a 1/2" hole. Solid brass.

SKU NO.	MFG. NO.
809850	1756 26D



Kick Plate

Door protection plate

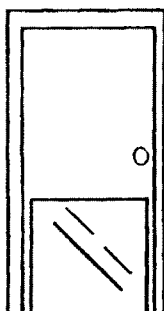
SKU NO.	MFG. NO.	Size	Finish
809845	190S	8" x 34"	32D
809878	190S	10" x 46"	US3
809880	190S	10" x 34"	US3
809884	190S	10" x 34"	32D



Push Plate

Square corner, beveled. 4" x 16", 26D finish.

SKU NO.	MFG. NO.
809854	30S



Armor Plate


Door protection plate, .05 gage.

SKU NO.	MFG. NO.	Size	Finish
809846	190S	24" x 34"	32D
809849	190S	30" x 34"	32D

Pull Plate

Bright brass finish. 4" x 16" thru bolts.

SKU NO.	MFG. NO.
809853	36N



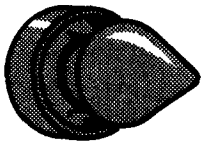


**ELBOW
CABINET CATCH**
No. 2



SKU MFG.
NO. NO. SIZE
800600 2A3 Bright Brass

**DOOR SILENCER
FOR METAL FRAME**
No. 20



SKU MFG.
NO. NO. SIZE
806960 20R Gray Rubber

FLUSH PULL
No. 22

Size: 1⁵/₁₆" × 3¹/₈"



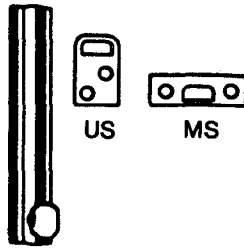
SKU MG.
NO. NO. SIZE
806963 22B3 Bright Brass
806966 22B5 Antique Brass

WIRE PULL
Nos. 36, 37, 38



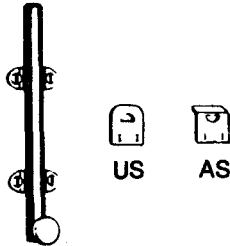
SKU MFG.
NO. NO. SIZE
805799 36PA28 3" Burnish Aluminum
805802 37PA28 3¹/₂" Burnish Aluminum
805805 38PA28 4" Burnish Aluminum

**MODERN
SURFACE BOLT**
No. 40




SKU MFG.
NO. NO. SIZE
806969 40B3 12" Bright Brass

SURFACE BOLT
Nos. 043




SKU MFG.
NO. NO. SIZE
806843 043F-3 3 × 1/4 Bright Brass
806846 043F-4 4 × 1/8 Bright Brass
806849 043F-6 6 × 1/8 Bright Brass

MORTISE BOLT
Nos. 41, 45, 48, S48



SKU MFG.
NO. NO. SIZE
806840 41B3 1" Bright Brass
806852 45B3 3" Bright Brass
806855 48B3 2 1/2" Bright Brass
806856 548B3 2 1/2" Bright Brass

**HANDRAIL
BRACKET**
Nos. 059




SKU MFG.
NO. NO. SIZE
806858 059A3 2 1/8 Bright Brass
806861 059A5 2 1/8 Bright Brass

**FLEXIBLE
DOOR STOP**
Nos. 060



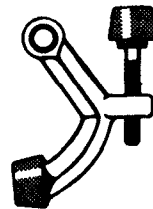
SKU MFG.
NO. NO. SIZE
806864 060F3 3" Bright Brass

DOOR STOP
Nos. 61



SKU MFG.
NO. NO. SIZE
806867 61A3 3" Bright Brass

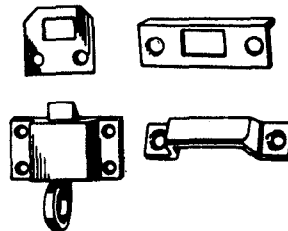
**HINGE PIN
DOOR STOP**
No. 70



SKU MFG.
NO. NO. SIZE
806870 70A92 1/4 Brunish Aluminum

TRANSOM CATCH
No. 80

Size: 2 1/4" × 1 1/4"



SKU MFG.
NO. NO. SIZE
806873 80A3U5 Bright Brass

PULL DOWN HOOK
No. 117
Length: 3¹⁵/₁₆"



SKU MFG.
NO. NO. SIZE
806876 117A3

FINGER PULL
No. 218



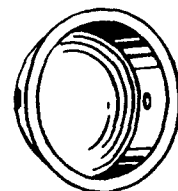
SKU MFG.
NO. NO. SIZE
806879 218BB3 3/4 × 1/2 Bright Brass

FLUSH PULL
Nos. 221



SKU MFG.
NO. NO. SIZE
806882 221B3 2 1/8 Bright Brass
806885 221B5 2 1/8 Antique Brass

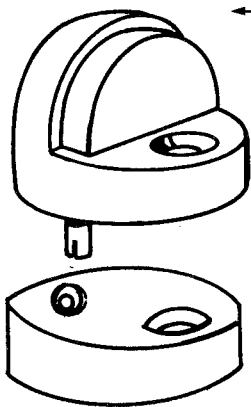
FLUSH PULL
Nos. 225, 226



SKU MFG.
NO. NO. SIZE
806888 225B3 1 1/2 Bright Brass
806891 226B3 2 1/4 Bright Brass

4

GLYNN-JOHNSON[®]



← FB 13

**FB 13/14R
DOME STOPS**

← FB 14R

Glynn-Johnson riser design allows easy conversion of standard FB-13 (1" high overall) to FB-14 (1 3/8" high overall) thereby reducing inventory costs. Standard FB-13 is used where no threshold is used, while FB14R riser adapts unit for use where a threshold is used. Attractive gray rubber cushion,

SKU NO.	MFG NO.	MATERIAL FINISH
800374	FB13	Dull Chrome
800376	FB13	Dull Brass
800377	FB14R	Dull Chrome
800382	FB14R	Dull Brass



**FLOOR TYPE
BUMPERS FB19**

Glynn-Johnson FB19 floor mounted stop is cast of heavy-duty brass, or aluminum. Popular design blends well with all types of construction and provides a minimum of hindrance to cleaning efforts. FB19 is provided for wood screw type mounting

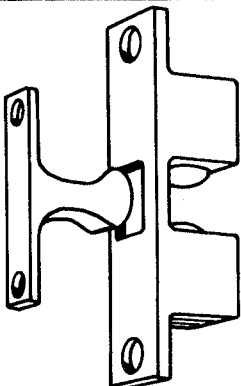
SKU NO. 800383 Aluminum
SKU NO. 800386 Dull Brass

LOCK PROTECTOR

Glynn-Johnson LP Series Lock Protectors Units are constructed of 13 gauge stainless steel (Model LP2), or prime painted finish. All units are non-handed and incorporate security frame pin to prevent separation of the door and frame. These units cover the latch bolt area of the door and lock,

SKU NO.	MFG NO.	FINISH
800403	LP-2	Cadium Plated

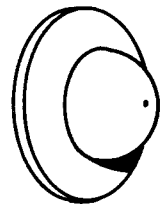
LP-2



**BALL TYPE
LATCH
GJ21A**

Four-way Catch constructed of bronze is provided with a plate type strike. Ideal for closet doors, access doors, hinged openings other applications. Dull Bronze

SKU NO. 800401 Dull Bronze



**50C WALL
BUMBERS**

1 #10 x 1 1/2" Truss Head Screw
1 Toggler
1 Expansion Shield

50C unit is designed with a convex rubber bumper heavy-duty aluminum base. 2 1/2" diameter base with 1" overall projection. shipped preassembled. Units also feature concealed tamper-proof mounting and are provided standard with fasteners adequate for mounting in all types of wall construction, including concrete.

SKU NO. 800398 Aluminum



**KICK DOWN
DOOR HOLDER**

45

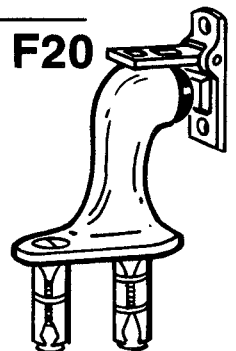
Glynn-Johnson 45 Series Kick Down Door Holders feature heavy-duty cast brass or alumim. construction. In addition to economy of installation, these units provide simple hold and release, activated with a touch of the foot. rubber shoes have corrugated bottoms

SKU NO. 800389 Dull Chrome
SKU NO. 800391 Dull Brass

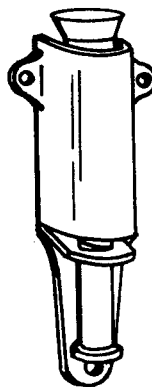
FLOOR TYPE HOLDERS F20

Glynn-Johnson F20 floor mounted manual type door holder is constructed of heavy-duty aluminum. Matching strike features unique hinged hook which, when lifted, will engage the holder. raising the hook, the door is then released, the hook dropping down flush with the strike plate.

SKU NO. 800388 Polished Aluminum



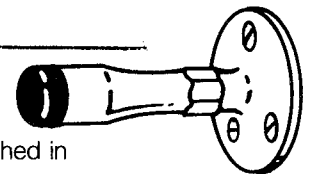
**DOOR HOLDERS
PLUNGER TYPE 1154**



Glynn-Johnson 1154 attractive cast brass body. Plunger and internal parts are plated steel and provide a 1 1/4" throw for all types of doors. Plunger is easily activated with minimal pressure, releasing instantly with a light tap on the platform lever. Round non-marring rubber shoe is securely fastened in flanged cup to prevent movement or loss.

SKU NO. 800392 Dull Brass

WALL BUMBERS

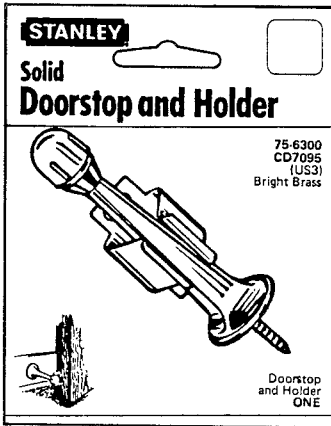


WB11

Glynn-Johnson WB11 wall bumpers are furnished in heavy duty cast brass, or aluminum materials. Attractive design lends itself to all types of buildings. Unit has an overall projection of 3 3/4" with a 2" diameter base. Base of unit is furnished standard with 3 countersunk mounting holes or optional version

SKU NO. 800394 Dull Chrome
SKU NO. 800397 Dull Brass

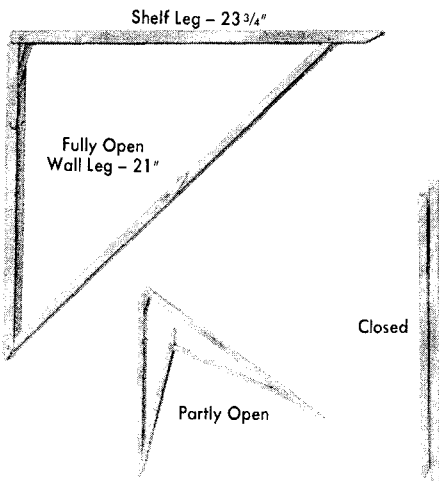
DOORSTOP AND HOLDER



- Solid doorstop with spring cushioned door holding clip to hold doors open against wind pressure
- Slotted tip for easy screwdriver installation
- Decorative extra heavy design
- One per pack with screws

SKU NO.	Class No.	Finish	Size
802353	CD7095	US3	...

HEAVY DUTY FOLDING SHELF BRACKET




V772
 Steel - Bright zinc plated (US2C), with screws

- ▶ Heavy duty bracket for large folding tables or shelves
- ▶ Use with plywood or flush door to create folding counter
- ▶ Stores flat against wall in closed position
- ▶ Zinc plated to resist rust

V-PACK

SKU NO.	Catalog Number	Size (inches)	Shelf/Pan Head Wood Screws/Per Piece
802356	V772	23 3/4 x 21	4-10 x 3/4

HEAVY DUTY RIGID SHELF BRACKET

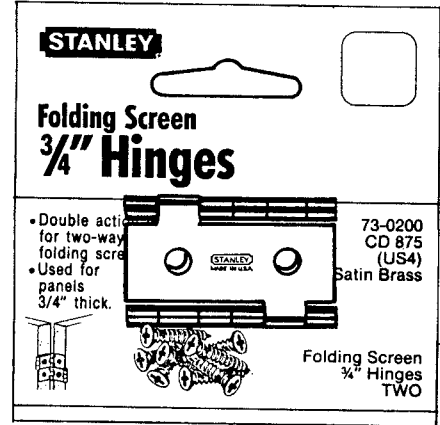


796
 Steel - Prime coat white (PCW), without screws

- ▶ Rigid shelf bracket can be used as a support or brace
- ▶ Heavy duty steel construction
- ▶ First measurement is the shelf size
- ▶ Use prime coated or paint to match finished application

SKU NO.	Catalog Number	Size (inches)
807006	796	16 x 18

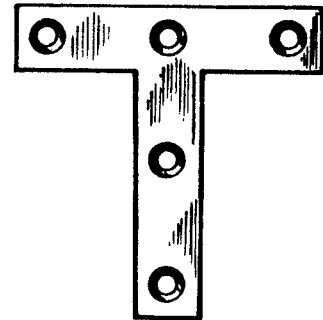
DOUBLE ACTING HINGES



- Double acting hinge for two-way screens
- For 3/4" wood thickness
- One pair per-pack with screws

SKU NO.	Class No.	Finish	Size
802350	CD875	US4	3/4"

TEE PLATE



- Provides strong reinforcement to wood boxes, crates, toys, furniture, screens, and windows
- Reinforces joints, seams, and cracks
- Rust resistant
- Screws not included

SKU NO.	Class No.	EDP No.	Finish	Size
802365	995-1/2	30-1441	US2C	2 1/2" x 2 1/2"
802362	995-1/2	30-1801	US2C	5" x 5"

FOLDING SHELF BRACKETS DELUXE HEAVY GAUGE STEEL



FOR DROP DOWN SHELVES FROM 8-IN. TO 24-IN. IN WIDTH

FINISH ALMOND
 AUTOMATIC SAFETY LOCKING DEVICE
 QUICK RELEASE FOLDING MECHANISM
 SOLID RIVET CONSTRUCTION
 BAKED ENAMEL PAINTED FINISH

SKU NO.	CODE	SIZE
801040	11030	8" X 8"
801045	11035	12" X 12"
801055	11040	16" X 16"

UTILITY HANGER

SKU NO. 808146
MFG. NO. UH-6C

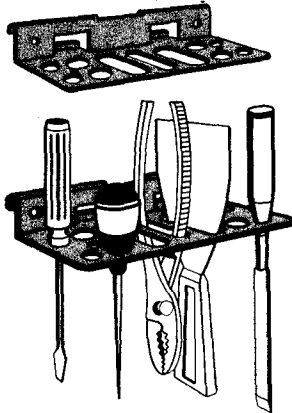
TOOL CADDYS

MODEL-TC-48

2 steel, 6" CADDYS can be mounted on any wall, with 2 screws.

Each CADDY can hold up to 13 small hand or craft tools.

SKU NO. 808139



TOOL HOLDER

SKU NO. 808143
MFG. NO. T-6C

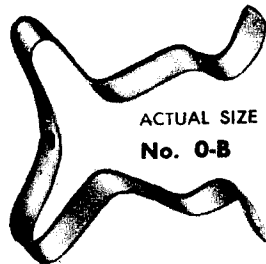
'Finger Grips'

ACTUAL SIZE



No. 28

ACTUAL SIZE
No. 0-B



SKU NO.	Mfg No.	Finish	Size
890001	28	Nickel	3/16"
890002	0-B	Nickel	5/16"
890008	0-BV	Vinyl	5/16"
890010	1-BV	Vinyl	5/8"
890005	2-B	Nickel	1"
890007	28V	Vinyl	3/16"

ROD CENTER SUPPORT



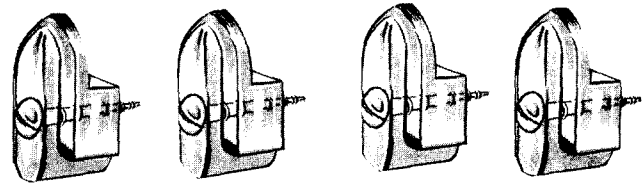
7037
Steel—Bright finish, with screws

Support permits closet rod to be mounted either under or in front of shelf edge

SKU NO.	Catalog Number	Pan Head Wood Screws/Per Piece
802359	7037	1—8 x 3/4

CLEAR PLASTIC MIRROR CLIPS

ACCOMMODATE UP TO 1/4" THICK GLASS



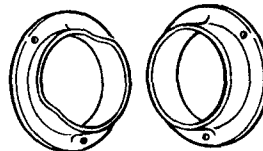
Crystal Clear 1-1/4" Long Furnished With 1-1/4" #5/8" Wide 1/4" Offset #6 Oval Head Nickel Plated Wood Screws

SKU NO.	MODEL	CODE	FINISH
801210	M1	15291	PLASTIC

CLOSET POLE SOCKETS

No. 585

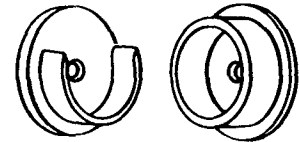
Steel
Size: Fits 1 3/8" pole or pipe (Outside diameter)



SKU NO. 805793
MFG. NO. 585F3
Bright Brass

No. 586


Plastic
Size: Fits 1 3/8" pole or pipe (Outside diameter)




SKU NO. 805796
MFG. NO. 586P

GLASS KNOBS

- 2" Diameter Fluted Glass Knob
- 5/16" Square Spindle
- Clam Shell Packaged
- Includes Spindle and Set Screws



SKU NO.	MODEL	CODE
801115	776	43000



M3in1
L3in1

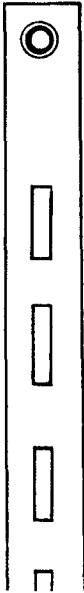
TOOL HOLDERS

- Spring tension positive holder for tools, brooms, mops, brushes, garden tools, and other workshop and household items.
- Loops can hold up to three tools.
- Use as temporary fastenings for cables, hose, and other connections.
- Ideal for toolroom, factory, laboratory, garage, workshop, and home.

SKU NO.	NO.	DESCRIPTION
701021	M3in1	Medium holder
701019	L3in1	Large holder




KV Shelf Standards



SKU NO.	Mfg. No.	Color	Size
800327	80AE	Antique English	5/8" x 12"
800328	80AE	Antique English	5/8" x 24"
800329	80AE	Antique English	5/8" x 36"
800330	80AE	Antique English	5/8" x 48"
800331	80AE	Antique English	5/8" x 60"
800332	80AE	Antique English	5/8" x 72"
800321	80ANO	Anochrome	5/8" x 12"
800322	80ANO	Anochrome	5/8" x 24"
800323	80ANO	Anochrome	5/8" x 36"
800324	80ANO	Anochrome	5/8" x 48"
800325	80ANO	Anochrome	5/8" x 60"
800326	80ANO	Anochrome	5/8" x 72"
800333	80BR	Brass	5/8" x 12"
800334	80BR	Brass	5/8" x 24"
800335	80BR	Brass	5/8" x 36"
800336	80BR	Brass	5/8" x 48"
800337	80BR	Brass	5/8" x 60"
800338	80BR	Brass	5/8" x 72"
800340	80EB	Ebony Black	5/8" x 12"
800342	80EB	Ebony Black	5/8" x 24"
800344	80EB	Ebony Black	5/8" x 36"
800346	80EB	Ebony Black	5/8" x 48"
800348	80EB	Ebony Black	5/8" x 60"
800349	80EB	Ebony Black	5/8" x 72"
800315	80STB	Statuary Bronze	5/8" x 12"
800316	80STB	Statuary Bronze	5/8" x 24"
800317	80STB	Statuary Bronze	5/8" x 36"
800318	80STB	Statuary Bronze	5/8" x 48"
800319	80STB	Statuary Bronze	5/8" x 60"
800820	80STB	Statuary Bronze	5/8" x 72"


KV Special Bracket



4-Way Adjacent Bracket

SKU NO.	Mfg. No.	Color	Size
800243	179AE	Antique English	14"
800231	179ANO	Anochrome	14"
800237	179EB	Ebony Black	14"
800240	179STB	Statuary Bronze	14"

KV Steel Shelf Brackets



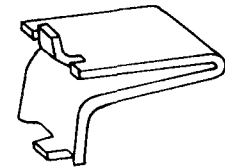
SKU NO.	Mfg. No.	Color	Size
800396	180AE	Antique English	6"
800399	180AE	Antique English	8"
800402	180AE	Antique English	10"
800405	180AE	Antique English	12"
800408	180AE	Antique English	14"
800411	180AE	Antique English	16"
800246	180ANO	Anochrome	6"
800249	180ANO	Anochrome	8"
800251	180ANO	Anochrome	10"
800252	180ANO	Anochrome	12"
800255	180ANO	Anochrome	14"
800258	180ANO	Anochrome	16"
800261	180ANO	Anochrome	18"
800267	180BR	Brass	6"
800270	180BR	Brass	8"
800273	180BR	Brass	10"
800351	180BR	Brass	12"
800354	180BR	Brass	14"
800357	180BR	Brass	16"
800360	180EB	Ebony Black	6"
800363	180EB	Ebony Black	8"
800366	180EB	Ebony Black	10"
800369	180EB	Ebony Black	12"
800372	180EB	Ebony Black	14"
800375	180EB	Ebony Black	16"
800378	180STB	Statuary Bronze	6"
800381	180STB	Statuary Bronze	8"
800384	180STB	Statuary Bronze	10"
800387	180STB	Statuary Bronze	12"
800390	180STB	Statuary Bronze	14"
800393	180STB	Statuary Bronze	16"

KV Steel Standards



SKU NO.	Mfg. No.	Color	Size
800207	233ZC	Zinc	13/16" x 3/16 x 36"
800210	233ZC	Zinc	13/16" x 3/16 x 48"
800213	233ZC	Zinc	13/16" x 3/16 x 60"
800216	233ZC	Zinc	13/16" x 3/16 x 72"

KV Steel Shelf Supports



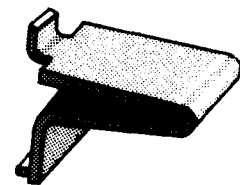
SKU NO.	Mfg. No.
800414	237ZC Zinc Pleated Support for #233 ST.

KV Standards



SKU NO.	Mfg. No.	Color	Size
800219	255ZC	Zinc	5/8" x 3/16 x 36"
800222	255ZC	Zinc	5/8" x 3/16 x 48"
800225	255ZC	Zinc	5/8" x 3/16 x 60"
800228	255ZC	Zinc	5/8" x 3/16 x 72"

KV Shelf Standards




SKU NO.	Mfg. No.
800417	256ZC Zinc Pleated Support for #255

4

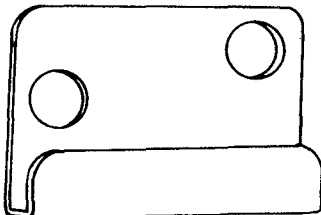
**SPOON TYPE
SHELF REST**

Brass Pltd.
Zinc Pltd



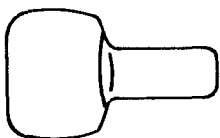
SKU NO.	MFG. NO.	COLOR
805509	281BP	BRASS
805503	2812P	ZINC

KV Mirror Clamps




SKU NO.	Mfg. No.	Color	Size
808154	277CHR	Chrome	1 1/2" x 1"

KV Shelf Supports



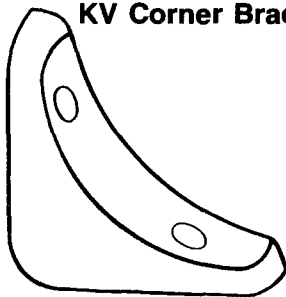
SKU NO.	Mfg. No.	Color	Size
800420	333ZC	Zinc Plated	1/2" Long

KV Shelf Supports



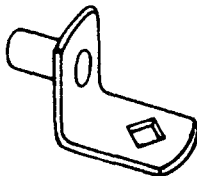
SKU NO.	Mfg. No.	Type	Size
800135	335PLAS	Plastic	1/4" x 7/16"

KV Corner Braces



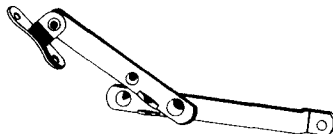
SKU NO.	Mfg. No.	Color	Size
800138	341ZC	Zinc Plated	1" x 1"
800141	342ZC	Zinc Plated	2" x 2"

Shelf Support



SKU NO.	Mfg. No.	Size
800144	346NP	Nickel Plated

KV Support Hinge



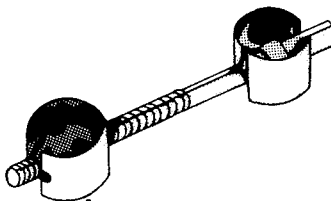
SKU NO.	Mfg. No.	Color	Size
800147	472NP	Nickel Plated	6"
800150	472NP	Nickel Plated	10"

Joint Fastner



SKU NO.	Mfg. No.	Size
800159	513ZC	7/16 x 3/16 x 1"

Tite Joint Fastener



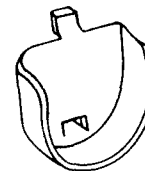
SKU NO.	Mfg. No.	Color	Size
800156	516C-ZC	Zinc	For 3/4" Wod

KV Hanger Plate



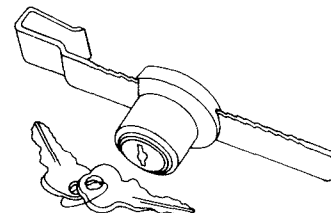
SKU NO.	Mfg. No.	Color	Size
800162	521ZC	Zinc	13/16 x 2"

KV Flange



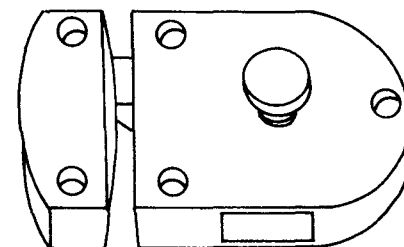
SKU NO.	Mfg. No.	Size
800153	757AND	1 1/16" TB

Ratchet Lock



SKU NO.	Mfg. No.	Size
800558	965NA	1" - 3 3/8"

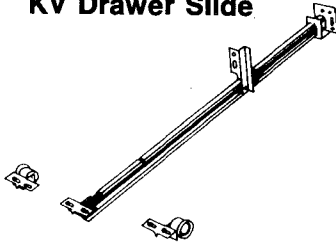
No. 989 Secret Gate Latches



SKU NO.	Mfg. No.	Color
800555	989SPRBR	Brass

4

KV Drawer Slide



SKU NO.	Mfg. No.	Size
800561	1175PZC	1" x 18"
800564	1175PZC	1" x 20"
800567	1175PZC	1" x 22"
800570	1175PZC	1" x 24"


KV Extention Drawer Slide



Side Mounted Drawer Slide

SKU NO.	Mfg. No.	Size
800573	1300PZC	3" x 12"
800576	1300PZC	3" x 12"
800579	1300PZC	3" x 16"
800582	1300PZC	3" x 18"
800585	1300PZC	3" x 20"
800588	1300PZC	3" x 22"
800591	1300PZC	3" x 24"
800594	1300PZC	3" x 26"
800597	1300PZC	3" x 28"

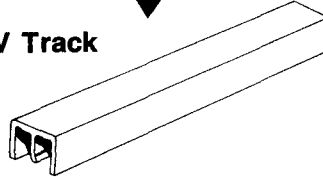
Traditional Melatex™ Shelving



SKU NO.	Mfg. No.	Color	Size
800093	1980W	Walnut	8" x 36"
800105	1980W	Walnut	10" x 24"
800111	1980W	Walnut	10" x 48"
800123	1980W	Walnut	12" x 36"



KV Track



SKU NO.	Mfg. No.	Guide	Door
806918	P2413TAN	6'	1/8"
806930	P2413TAN	5'	1/8"
806942	P2413TAN	4'	1/8"
806921	P2417TAN	6'	1/4"
806933	P2417TAN	5'	1/4"
806945	P2417TAN	4'	1/4"
806927	P2419TAN	6'	3/4"
806939	P2419TAN	5'	3/4"
806951	P2419TAN	4'	3/4"
806924	P2421TAN	6'	1/2"
806936	P2421TAN	5'	1/2"
806948	P2421TAN	4'	1/2"

Ball Bearing Door Track

SKU NO.	Mfg. No.	Size
809200	P992ZC-36	36"
809203	P992ZC-48	48"

HEAVY DUTY Steel City SHELF & STORAGE PARTS

12" BRACKET
 SKU NO. 800423 MFG. NO. B-24

OUTSIDE ANGLE
 SKU NO. 800204 MFG. NO. 0-24

INSIDE ANGLE
 SKU NO. 800201 MFG. NO. IA-24 1A

8-INCH SPLICER
 SKU NO. 800198 MFG. NO. S-24

BOLTS & NUTS
 SKU NO. 800205 MFG. NO. NB-84

STURDY CHANNELS
 SKU NO. 800195 2 FT MFG. NO. C2-10
 800192 4 FT MFG. NO. C4-10
 800189 6 FT MFG. NO. C6-10

Bracket Shelving









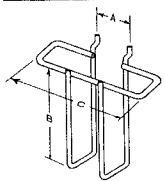
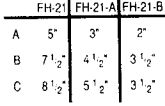
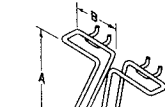

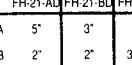




4



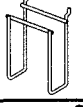

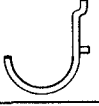





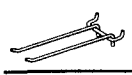
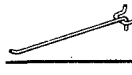

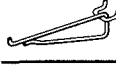

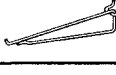

SHELVES by National Shelving

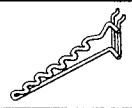

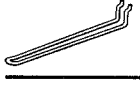

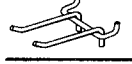
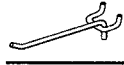


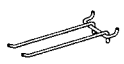









SKU NO.	SIZE	COLOR/FINISH	SKU NO.	SIZE	COLOR/FINISH
808827	8" x 24"	WHITE	808870	10" x 72"	OAK
808830	8" x 36"	WHITE	808872	12" x 24"	OAK
808833	8" x 38"	WHITE	808875	12" x 36"	OAK
808836	10" x 24"	WHITE	808878	12" x 48"	OAK
808839	10" x 36"	WHITE	808879	12" x 72"	OAK
808842	10" x 48"	WHITE	808887	8" x 24"	WALNUT
808843	10" x 72"	WHITE	808890	8" x 36"	WALNUT
808845	12" x 24"	WHITE	808893	8" x 48"	WALNUT
808848	12" x 36"	WHITE	808896	10" x 24"	WALNUT
808851	12" x 48"	WHITE	808899	10" x 36"	WALNUT
808852	12" x 72"	WHITE	808902	10" x 48"	WALNUT
808854	8" x 24"	OAK	808903	10" x 72"	WALNUT
808857	8" x 36"	OAK	808905	12" x 24"	WALNUT
808860	8" x 48"	OAK	808908	12" x 36"	WALNUT
808863	10" x 24"	OAK	808911	12" x 48"	WALNUT
808866	10" x 36"	OAK	808914	12" x 72"	WALNUT
808869	10" x 48"	OAK			

SPECIALTY HOOKS

4

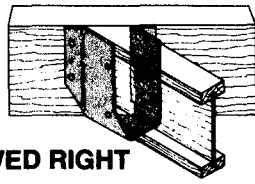
	MFG DESCRIPTION F-2 'L' Hooks, 1-1/2" SKU NO. 802439
	F-2-C 'L' Hooks, 7/8" SKU NO. 802442
	FH-3 Loop Hooks, 3" SKU NO. 802445
	FH-4 Loop Hooks, 5" SKU NO. 802448
	F-5-R 'J' Hooks, 1/2" SKU NO. 802457
	F-5-S 'J' Hooks, 1/4" SKU NO. 802460
	F-5-X 'J' Hooks, 1/4" SKU NO. 802463
	F-5-Z 'J' Hooks, 1" SKU NO. 802466
	FH-21 Literature Rack SKU NO. 802469
	FH-21-A Literature Rack SKU NO. 802472
	FH-21-B Literature Rack SKU NO. 802478
	FH-21-AD Literature Rack SKU NO. 802475
	FH-21-BD Literature Rack SKU NO. 802481
	FH-21-D Literature Rack SKU NO. 802484
	FH-22 Literature Rack SKU NO. 802487
	FH-23 Multiple Tool Holder SKU NO. 802490
	FH-23-A Multiple Tool Holder SKU NO. 802493

	MFG DESCRIPTION FH-28-A Tool Holders, 3/4" SKU NO. 802499
	FH-28-B Tool Holder, 7/16" SKU NO. 802358
	FH-40 Literature Rack SKU NO. 802361
	F-55 'J' Hooks, 2" SKU NO. 802379
	F-57 'J' Hooks, 1-1/2" SKU NO. 802382
	FH-72 2" Straight Hook SKU NO. 802385
	FH-72-D 2" Double Hook SKU NO. 802400
	FH-74 4" Straight Hook SKU NO. 802388
	FH-74-D 4" Double Hook SKU NO. 802403
	FH-76 6" Straight Hook SKU NO. 802391
	FH-76-D 6" Double Hook SKU NO. 802406
	FH-78 8" Straight Hook SKU NO. 802394
	FH-80 10" Straight Hook SKU NO. 802397
	FH-86 6" Shelf Bracket SKU NO. 800165
	FH-88 8" Shelf Bracket SKU NO. 800168
	F-90 10" Shelf Bracket SKU NO. 800171
	F-92 12" Shelf Bracket SKU NO. 800174

	MFG DESCRIPTION H-3-D Hoe Rack SKU NO. 802436
	H-4-8 8" Loop Hook SKU NO. 802451
	H-4-12 12" Loop Hook SKU NO. 802454
	H-173 3" Straight Hook SKU NO. 802421
	H-173-D 3" Double Hook SKU NO. 802424
	H-175 5" Straight Hook SKU NO. 802427
	H-175-D 5" Double Hook SKU NO. 802502
	H-178 8" Straight Hook SKU NO. 802505
	H-178-D 8" Double Hook SKU NO. 802508
	H-181 11" Straight Hook SKU NO. 802511
	H-188 8" Shelf Bracket SKU NO. 800177
	H-190 10" Shelf Bracket SKU NO. 800180
	H-192 12" Shelf Bracket SKU NO. 800183
	H-196 16" Shelf Bracket SKU NO. 800186
	H-250 'L' Hooks, 1-1/2" SKU NO. 802514
	H-251 'L' Hooks, 5/8" SKU NO. 802517
	H-255 'J' Hooks, 2" SKU NO. 802520
	H-257 'J' Hooks, 1-1/2" SKU NO. 802523



SKewed LEFT



SKewed RIGHT

**SKEWED 45°
HANGER**

SKH SERIES



SKU NO.
803625
803628

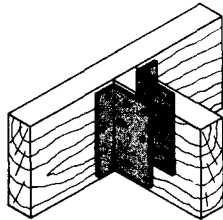
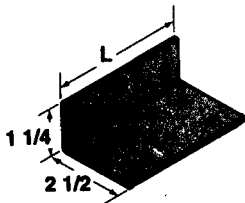
MFG. NO.
SKH-26R
SKH-26L

For ordering right skew, add R to end of stock no. as in SKH-1520R. To order left skew, add L to end of stock no. as in SKH-1520L.

Design Features: Engineered for ease of installation and availability. Convenient slant nail design provides time savings and assures proper installation.

Material: 16 ga. galvanized steel
Loads: 810 to 1115 lbs.

ANGLE CLIP



C SERIES

Design Features: Gives wood-to-wood connections more strength.

Material: 16 ga. galvanized steel.

Loads: 270 to 340 lbs.

SKU NO.
803603

MFG. NO.
C-3

SIZE
1 1/4" x 2 1/2" x 3"

Design Features: These post bases allow you to pre-align posts and to pre-set the height of posts above concrete. For carport, deck or porch load-bearing posts.

Materials: EBG-4408 - 16 ga. steel U-bracket; 12 ga. steel tube, galvanized. All others - 14 ga. steel U-bracket; 13 ga. steel tube, black baked enamel finish.

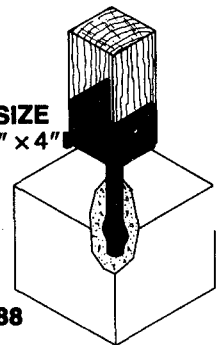
**ELEVATED
POST BASE**

EPB SERIES

SKU NO.
803591

SIZE
4" x 4"

LOADS: 855 lbs. to 4665 lbs.



4

**FOUNDATION
ANCHOR**

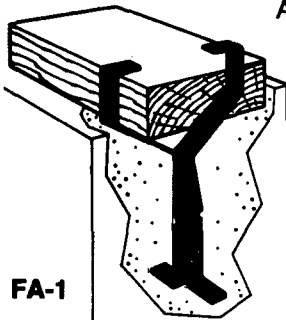
FA SERIES SKU NO. 803588

For use with 2x4, 2x6, 2x8

Design Features: Easy positioning in concrete block wall or foundation slabs. Nails directly to mud sill. Eliminates time consuming plate drilling for mislocated anchor bolts. Can also be used for a rafter tie.

Materials: 16 ga. galvanized steel.

Loads: 460 to 780 lbs.



FA-1

ECONOMY

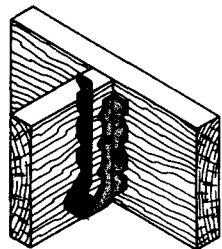
**"GRIP TOOTH"
JOIST HANGER**

JR SERIES

Design Features: Labor saving joist support holds as you nail. Engineered for economical installation and maximum load value. Designed for floor joists and supports. These easy-to-install joist supports save you time and money.

Materials: 16 and 18 ga. galvanized steel.

Loads: 490 to 2050 lbs.



SKU NO.

MFG. NO.

WIDTH

SIZE

803549

JR-D

3 1/8"

2 x 8-10-12

803546

JR-DD

3 1/8"

2 x 8-10

803543

JR-S

1 9/16"

2 x 8-10-12

803540

JR-SS

1 9/16"

2 x 6-8

803537

JR-SSS

1 9/16"

2 x 4

POST BEAM PB SERIES

SKU NO. 803594

MFG. NO. PB44

CAP

SIZE 4" x 4" W-3 9/16" H-3 3/4" L-3 7/16"

Design Features: Engineered to handle a variety of post sizes. Ties post and beam solidly together.

Material: 18 ga. galvanized steel.

**RAFTER TIE/
TRUSS TIE**

RT SERIES

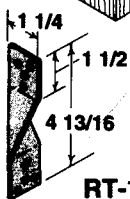
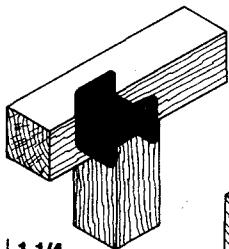
SKU NO. 803585

STANDARD REVERSIBLE

Design Features: These ties add increased resistance to wind uplift and help eliminate toenailing. A fast, economical tie to secure rafters and trusses to wall studs and top plates.

Materials: 18 ga. galvanized steel.

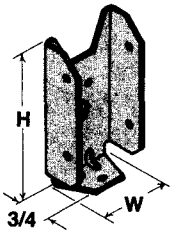
Uplift loads: 505 to 390 lbs.



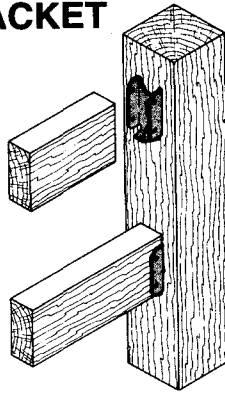

RT-12

KANT-SAG

FENCE BRACKET



FX-24



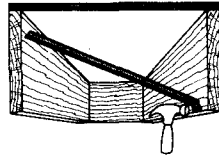
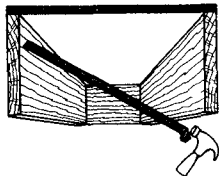
FX SERIES

Design Features: These brackets let you position fence rails without nailing the rail to the post.

Material: 20 ga. galvanized steel.

SKU NO.	MFG NO.			
803615	FB14	1 X 4	3/4	3 1/2
803618	FB16	1 X 6	3/4	5 3/8
803621	FB240	2 X 4	1 1/2	3

GRIP-TOOTH BRIDGING



MBG SERIES

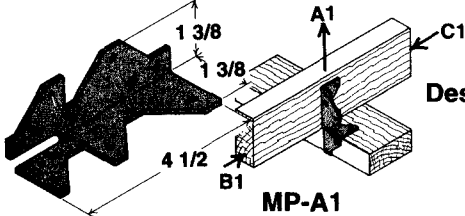
Design features: Special teeth grip joist to help position bridging. Prevent or cure squeaky floors.

Materials: 18 and 22 ga. galvanized steel.

SKU NO.	MFG NO.	JOIST HEIGHT			
803558	MBG-10-16	10" Joists	16" Center	9 1/4" or 9 1/2"	2 x 10
803561	MBG-12-16	12" Joists	16" Center	11 1/4"	2 x 12
803552	MGB-6-16	6" Joists	16" Center	5 1/2"	2 x 6
803555	MGB-8-16	8" Joists	16" Center	7 1/4"	2 x 8

4

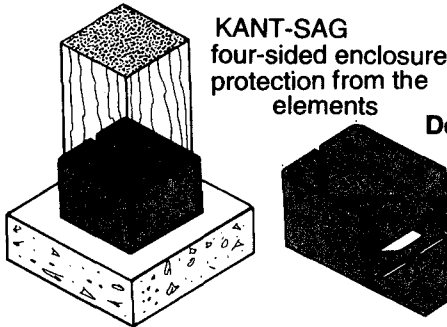
MULTI-PURPOSE FRAMING ANCHOR MP SERIES SKU NO. 803600



Design Features: Engineered to give wood-to-wood connections more strength. Can be installed in a variety of configurations for greater versatility in application.

Material: 18 ga. galvanized steel.
Loads: 230 to 540 lbs.

ECONOMY PA ECONOMY SERIES SKU NO. 803607
POST ANCHOR 6" x 6" W-5 9/16" L-3 1/2" H-3 1/2"



Design Features: Provides 1" elevation above the ground line. Adjustable to let you reposition the post anchor if the anchor bolt is located out of line.


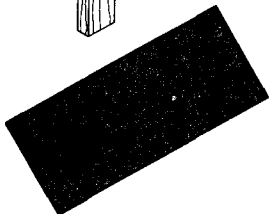
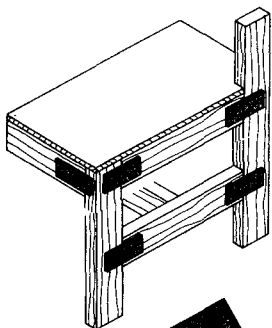
Materials: 18 ga. galvanized steel body.
 14 ga. galvanized steel base and washer.
Loads: 6950 lbs.

MENDING PLATE

S AND TPP SERIES

Design Features: Designed in accordance with Industry standards to give increased support and more stability.

Materials: 20 or 22 Ga. Galvanized steel.



TPP SERIES

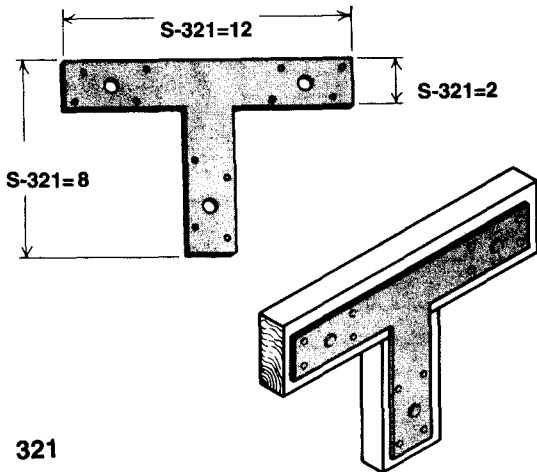
Prong Mending Plate

SKU NO.	MFG. NO.	SIZE
803606	NP35	5" x 3 1/8"
803609	NP37	7" x 3 1/8"
803612	NP311	11" x 3 1/8"
803605	TPP366	3" x 6"



Our catalog does not contain everything in our inventory. If there are products you do not find that are related to those in this catalog call 437-1288 so that we may assist you.

T AND L POST STRAPS

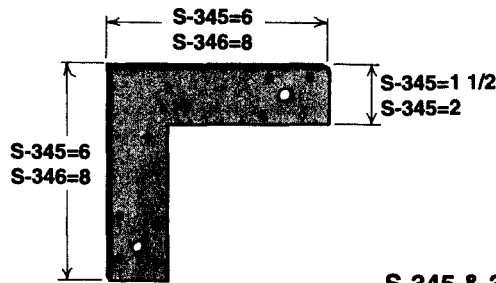


321

S SERIES

Design Features: Engineered to be nailed or bolted for medium duty requirements. Reinforcing plate for joining columns and posts to beams and headers.

Material: 14 ga. galvanized steel.

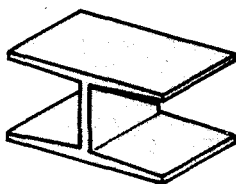


S-345 & 346

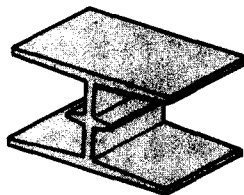
SKU NO.	KANT-SAG STOCK NO.	DESCRIPTION	STEEL THICKNESS	FASTENERS (C)	FASTENERS (D)
803582	T12	T 12 X 8 X 2	14	(3) 3/8 bolts	(12) 16d
803579	L6	L 6 X 6 X 1 1/2	14	(2) 3/8 bolts	(10) 16d
803578	L8	L 8 X 8 X 2	14	(2) 3/8 bolts	(10) 16d




ALUMINUM PLYWOOD CLIPS



without spacer



with spacer



S SERIES

Design Features: Easier to install than wood blocking on plywood roof sheathing.

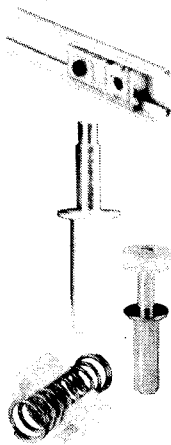

Material: Extruded aluminum alloy.

SKU NO.	MFG NO.	THICKNESS
803564	S-55	3/8*
803567	S-56	1/2*
803570	S-57	5/8
803573	S-58	3/4

* With spacer.

STANLEY® 30/125 lb. Bifold Door Hardware Sets

- ▶ for two or four door sets 1" to 1 3/8" thick and door panels weighing up to 30 lbs. each
- ▶ provides full 1 3/8" vertical adjustment



PACKAGE

- ▶ pilfer resistant
- ▶ large product name
- ▶ installation instruction included
- ▶ UPC coded

STEEL TRACK WITH PIVOT BRACKET

- ▶ sturdy, prefinished steel track
- ▶ adjustable integral pivot bracket, factory installed
- ▶ track is 1/2" high x 1" wide

TOP PIVOT


- ▶ spring-loaded
- ▶ snaps in pivot bracket
- ▶ pivots and guide are "snug set" into 7/16" holes

TOP ROLLER GUIDE

- ▶ spring-loaded, self-adjusting
- ▶ high performance lubricated thermoplastic wheel for smooth, quiet performance
- ▶ wheel is 7/8" diameter x 1/4" thick

SNUGGER

- ▶ snaps into track to keep doors in closed position



BOTTOM PIVOT

- ▶ threaded bolt in thermoplastic sleeve
- ▶ vertical adjustment by hand-turning bolt head
- ▶ provides full 1 1/8" vertical adjustment

JAMB BRACKET

- ▶ easy horizontal adjustment by engaging bottom pivot bolt head in slotted bracket
- ▶ lift door for easy adjustment

KNOB

- ▶ solid wood
- ▶ 1 3/4" diameter
- ▶ unfinished, can be stained or painted

HINGE

- ▶ non-mortise
- ▶ easy to install
- ▶ brass tone zinc finish

ALIGNERS (One set included with four panel sets only)

- ▶ mounts to back of lead doors keeping them aligned when closed

SUGGESTED SPECIFICATIONS:


By-passing door hardware shall be manufactured by Stanley Hardware, New Britain, Connecticut for doors 3/4" or 1 3/8" thick, weighing up to 60 lbs. each. Hardware to include galvanized steel track; side-mounted, single-wheel hangers with lubricated molded thermoplastic wheels; plus floor guide, finger pulls and all necessary screws.

SKU NO.	Catalog & EDP Number	Opening Size	No. Door Panels	Track	Top Pivot	Top Roller Guide	Bottom Pivot	Jamb Bracket	Hinge	Snugger	Knob	Aligner
805360	BF30-00-36	3'	2	2007-36	2062	2064	2903	2799	220-3	2049	2030	—
805363	BF30-00-48	4'	4	2007-48	2062	2064	2903	2799	220-3	2050	2030	2026
805366	BF30-00-60	5'	4	2007-60	2062	2064	2903	2799	220-3	2050	2030	2026
805470	BF30-00-72	6'	4	2007-72	2062	2064	2903	2799	220-3	2050	2030	2026

4

60 lb. Slot Adjust Sliding Door Hardware Sets

- ▶ provides for up to 5/16" vertical adjustment
- ▶ slot in hanger allows for easy screwdriver adjustment



STEEL TRACK

- ▶ one-piece steel, galvanized finish
- ▶ jump-proof
- ▶ track is 1 1/16" high x 2 1/16" wide

HANGER-1 AND HANGER-2

- ▶ side-mounting, single-wheel hangers with 1/2" (-1) and 1/4" (-2) offset
- ▶ steel, with lubricated molded thermoplastic wheel
- ▶ allows for 5/16" vertical adjustment
- ▶ wheels are 7/8" diameter x 1/4" wide

FLOOR GUIDE

- ▶ molded thermoplastic guide with zinc-plated steel base adjustable for doors 3/4" to 1 3/8" in thickness

FINGER PULL


- ▶ steel, bright brass finish
- ▶ 3/4" diameter

HANGERS ARE EASY TO INSTALL AND ADJUST

With only two screws, the hanger is secured in place. To adjust, simply insert flat blade of screwdriver in hanger slot and turn to adjust for plumb.



75/125 lb. Packaged Pocket Door Hardware Sets



SUGGESTED SPECIFICATIONS:

Stanley 84/85 Series pocket door hardware as manufactured by Stanley Hardware shall be used on 3/4" to 1 3/4" thick doors not exceeding 75 lbs. in weight per door. Hardware to include prefinished single channel steel track; top mounting hangers with durable lubricated thermoplastic rollers that allow a 5/8" vertical adjustment, plus door guide bumper stop and all necessary screws.

PACKAGE

- ▶ pilfer resistant
- ▶ large product name
- ▶ installation instructions included
- ▶ UPC coded
- ▶ self-locking door adjustment
- ▶ provides for up to 5/8" vertical adjustment
- ▶ gold-tone prefinished steel track

CONTENTS OF THE PACKAGE

SKU NO.	MFG. NO.	Width of Opening	Door Thickness	Contents of the Set	
				Track	Top Hanger (2 each)
805351	PD75-00-36	3'	3/4" to 1 3/4"	84-72	85-BIK

SKU NO.	Catalog & EDP Number	Opening Size	Doors Required		Contents of the Set				
			Width	Thickness	Track	Hangers		Floor Guide	Finger Pulls
						-1	-2		
805369	BP60-00-48	4'	Two 2'0"	3/4" or 1 3/8"	4005-48	8902 (1 pr.)	8901 (1 pr.)	121 (1 ea.)	301-3 (2 ea.)
805372	BP60-00-60	5'	Two 2'6"	3/4" or 1 3/8"	4005-60	8902 (1 pr.)	8901 (1 pr.)	121 (1 ea.)	301-3 (2 ea.)
805375	BP60-00-72	6'	Two 3'0"	3/4" or 1 3/8"	4005-72	8902 (1 pr.)	8901 (1 pr.)	121 (1 ea.)	301-3 (2 ea.)

Contents of the Set	
Door Guide (1 each)	Bumper Stop (1 each)
SP40-3530	81-BMP

GARAGE DOOR HARDWARE



MISC. GARAGE DOOR PARTS

MFG	DESCRIPTION	
103 SKU NO. 803774	12 EACH 1/4" - 20 X 2" WAFER HEAD CARRIAGE BOLTS AND HEX NUTS.	
622 SKU NO. 805475	ADJUSTABLE TOP FIXTURE WITH 2 EACH 1/4"-20 X 2" CARRIAGE BOLTS AND HEX NUTS. FOR RESIDENTIAL DOORS.	
623 SKU NO. 803819	ADJUSTABLE TOP FIXTURE WITH 2 EACH 1/4"-20 X 1/2" RIB NECK BOLTS AND NUTS. FITS FRANTZ FIBERGLASS DOORS.	

10,000 CYCLE SPRINGS

700 SKU NO. 803855	25" X 70#-YELLOW SAME AS DPI #700	
701 SKU NO. 803858	25" X 110#-BLUE SAME AS DPI #701	
702 SKU NO. 803861	25" X 120#-GREEN FOR 8' W X 7' H 2 PANEL 4 SECTION WOOD DOOR.	
703 SKU NO. 803864	25" X 130#-BLACK SAME AS DPI#703	
704 SKU NO. 803867	25" X 140#-RED FOR 9' W X 7' H 2 PANEL 4 SECTION WOOD DOOR.	
705 SKU NO. 803870	25" X 150#-WHITE SAME AS DPI #705	
706 SKU NO. 803873	FOR SINGLE CAR DOOR-BLACK	
707 SKU NO. 803876	22" X 150#-SILVER SAME AS DPI #707	
708 SKU NO. 803879	27" X 285# FOR DOUBLE CAR DOOR-ORANGE	
709 SKU NO. 803882	FOR 1 PC. TILT METAL DOUBLE CAR DOOR-WHITE	

GARAGE DOOR BOTTOM FIXTURES

411 SKU NO. 803807	R.H. AND L.H. BOTTOM FIXTURE WITH 4 1/4"-20 X 1/2" RIB NECK BOLTS AND HEX NUTS. FITS FRANTZ FIBERGLASS DOORS.	
-----------------------	---	--

GARAGE DOOR WEATHERSTRIP

216 SKU NO. 803843	10' FITS FIBERGLASS SECTIONAL DOORS.	
217 SKU NO. 803846	16' FITS FIBERGLASS SECTIONAL DOORS.	
218 SKU NO. 803852	10' FITS MOST STANDARD WOOD DOORS. PACKAGE INCLUDES 24 1-1/2" ROOFING NAILS.	
219 SKU NO. 803849	16' FITS MOST STANDARD WOOD DOORS. PACKAGE INCLUDES 36 1-1/2" ROOFING NAILS.	
2181 SKU NO. 803850	18' FITS MOST STANDARD WOOD DOORS. PACKAGE INCLUDES 40 1-1/2" ROOFING NAILS.	

GARAGE DOOR LOCKS AND HANDLES

6072 SKU NO. 803782	T-HANDLE WITH KEYLOCK. BLIND MOUNT, WITH MOUNTING POSTS. COMPLETE WITH 2 KEYS. 90 DEGREE CW ROTATION. 4" SHAFT LENGTH. DIE CASTED WITH A BRIGHT CHROME FINISH.	
6081 SKU NO. 803759	L-HANDLE WITH 2 KEYS OUTSIDE MOUNT. DIE CASTED AND BRIGHT CHROME PLATED. 90 DEGREE CW ROTATION. 4" X 5/16" SQUARE SHAFT.	

GARAGE DOOR ROLLERS

MFG	DESCRIPTION	
224 SKU NO. 805469	7 BALL BEARING STEEL ROLLER. 7/16" DIAMETER SHAFT X 1-13/16" STEEL ROLLER. 2 PER PACKAGE.	
1224 SKU NO. 805493	10 BALL BEARING LONG STEM ROLLER. 7/16" DIAMETER SHAFT X 7-9/16" OVERALL LENGTH X 1-13/16" WHEEL. 1 PER PACKAGE.	
8224 SKU NO. 805460	13 BALL BEARING X 1-13/16" NYLON WHEEL WITH A 7/16" SHAFT. RESIDENTIAL GARAGE DOOR ROLLER.	
3224 SKU NO. 805472	1" STEEL ROLLER FOR FRANTZ DOORS. 5/16" DIAMETER SHAFT X 1-1/4" WHEEL. 2 PER PACKAGE.	
5224 SKU NO. 803822	1-13/16" WHEEL WITH A 5/16" SHAFT. STEEL ROLLER. FITS FRANTZ DOORS. 2 PER PACKAGE.	
6224 SKU NO. 805463	1-13/16" WHEEL WITH A 3/8" SHAFT. STEEL ROLLER. FITS FRANTZ WOOD DOORS. 2 PER PACKAGE.	
7224 SKU NO. 805466	1-3/4" NYLON WHEEL WITH A 5/16" STEEL SHAFT. FITS FIBERGLASS DOORS. 2 PER PACKAGE.	

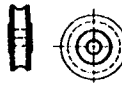
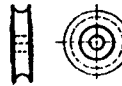
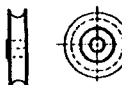






GARAGE DOOR BOTTOM FIXTURES

4101 SKU NO. 803832	13 GAUGE RESIDENTIAL R.H. BOTTOM FIXTURE WITH 3 1/4"-20 X 2" CARRIAGE BOLTS AND HEX NUTS.	
4102 SKU NO. 803831	13 GAUGE RESIDENTIAL L.H. BOTTOM FIXTURE WITH 3 1/4"-20 X 2" CARRIAGE BOLTS AND HEX NUTS.	










4

PATIO AND SCREEN DOOR HARDWARE





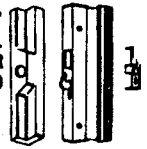

PATIO DOOR ROLLERS AND ROLLER ASSEMBLIES

MFG	DESCRIPTION	
929 SKU NO. 805559	1" DIA. STEEL PATIO DOOR ROLLER ONLY. 2 PER PACKAGE WITH 2 AXLES.	
930 SKU NO. 805556	1-1/4" DIA. STEEL PATIO DOOR ROLLER ONLY. 2 PER PACKAGE WITH 2 AXLES.	
931 SKU NO. 805553	1-1/2" DIA. STEEL PATIO DOOR ROLLER ONLY. 2 PER PACKAGE WITH 2 AXLES.	
932 SKU NO. 805550	1-1/4" DIA. STEEL ROLLER AND HOUSING. 2 PER PACKAGE.	
933 SKU NO. 805544	1-1/2" DIA. STEEL ROLLER AND HOUSING. 2 PER PACKAGE.	
935 SKU NO. 805562	1-1/4" DIA. NYLON ROLLER W/BALL BEARINGS. 2 PER PACKAGE WITH AXLES.	
936 SKU NO. 805565	1-1/2" DIA. NYLON ROLLER W/BALL BEARINGS. 2 PER PACKAGE WITH AXLES.	
937 SKU NO. 805568	1-1/4" DIA. NYLON ROLLER WITH STEEL HOUSING. 2 PER PACKAGE.	
938 SKU NO. 805571	1-1/2" DIA. NYLON ROLLER WITH STEEL HOUSING. 2 PER PACKAGE.	






SCREEN DOOR GUIDES, ROLLERS

934 SKU NO. 805547	SCREEN DOOR ROLLER WITH 1" NYLON ROLLER. 2 PER PACKAGE.	
939 SKU NO. 805574	SCREEN DOOR ROLLER WITH 1" NYLON ROLLER. FITS KELLER DOORS. 2 PER PACKAGE.	
940 SKU NO. 805577	SCREEN DOOR ROLLER WITH 2-1/4" SPRING AND 1" NYLON ROLLER. 2 PER PACKAGE.	
941 SKU NO. 805580	SCREEN DOOR ROLLER WITH 1" NYLON ROLLER. 2 PER PACKAGE.	
942 SKU NO. 805618	SCREEN DOOR ROLLER WITH 1" NYLON ROLLER. 2 PER PACKAGE.	
946 SKU NO. 805622	SCREEN DOOR ROLLER WITH 1" NYLON ROLLER. 2 PER PACKAGE.	
947 SKU NO. 805625	SCREEN DOOR ROLLER WITH 1" NYLON ROLLER. 2 PER PACKAGE.	
948 SKU NO. 805637	SAME AS 947 EXCEPT WITH 1" STEEL ROLLER. 2 PER PACKAGE.	
949 SKU NO. 805616	SCREEN DOOR ROLLER WITH 1-1/4" NYLON ROLLER. 2 PER PACKAGE.	




PATIO DOOR LOCKS AND PULL HANDLES

MFG	DESCRIPTION	
950 SKU NO. 805538	BLACK REVERSIBLE LOCK SET. COMPLETE WITH 4 DIFFERENT LATCHES, 1 DPI # 972 STRIKER. 6-1/2" CENTER TO CENTER SCREW HOLES. USE DPI# 981 CYLINDER FOR LOCKING AND # 951 FOR PULL HANDLE.	
951 SKU NO. 805583	PATIO DOOR PULL. ONE PIECE HARDWOOD HANDLE WITH A ONE PIECE DIE CASTED BODY. 6-1/2" CENTER TO CENTER SCREW HOLES.	
953 SKU NO. 805655	WOOD PULL HANDLE. 6-5/8" CENTER TO CENTER SCREW HOLES. DIE CASTED MOUNTING BRACKETS.	
956 SKU NO. 805649	PATIO DOOR LOCKING HANDLE. 3-7/8" CENTER TO CENTER SCREW HOLES. OAK WOOD HANDLE. COMPLETE WITH 1 DPI # 971 STRIKER AND SCREWS.	
957 SKU NO. 805541	INTERIOR MOUNT LOCK SET. 4-15/16" CENTER TO CENTER SCREW HOLES. COMPLETE WITH 1 DPI # 975 STRIKER AND SCREWS. USE DPI # 979 CYLINDER.	
958 SKU NO. 805652	PATIO DOOR LOCKING HANDLE. WOOD HANDLE WITH A DIE CAST FRAME. COMPLETE WITH 1 DPI # 974 STRIKER AND SCREWS.	

STRIKERS

971 SKU NO. 805604	DIE CASTED STRIKER WITH SCREWS.	
972 SKU NO. 805595	3/4" DIE CASTED STRIKER WITH SCREWS	
973 SKU NO. 805589	DIE CASTED STRIKER WITH SCREWS.	
974 SKU NO. 805607	DIE CASTED STRIKER WITH RUBBER BUMPER AND SCREWS.	
975 SKU NO. 805613	ALUMINUM EXTRUDED STRIKER WITH SCREWS.	




LOCK CYLINDERS

978 SKU NO. 805599	BRASS CYLINDER.	
979 SKU NO. 805598	BRASS CYLINDER.	
981 SKU NO. 805601	1" WAFER CYLINDER FOR DPI STOCK NUMBER 950, 9500.	



4

PATIO AND SCREEN DOOR HARDWARE

SCREEN DOOR LOCKS AND HANDLES

MFG	DESCRIPTION	
954 SKU NO. 805586	BLACK SURFACE MOUNT SCREEN DOOR LOCKING HANDLE.	
963 SKU NO. 805643	SCREEN DOOR LOCKING HANDLE.	
984 SKU NO. 805610	PATIO DOOR SECURITY PIN.	

MISC. PATIO DOOR HARDWARE


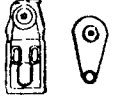






MFG	DESCRIPTION	
982 SKU NO. 805631	PATIO DOOR THUMB LATCH. 2 PER PACKAGE.	
955 SKU NO. 805640	PATIO SECURITY DOOR LOCK.	

SCREEN DOOR GUIDES, ROLLERS




911 SKU NO. 805592	NYLON BOTTOM ROLLER FOR HI-LITE SCREEN DOORS. 2 PER PACKAGE.	
--------------------------	--	---

CLOSET DOOR HARDWARE

FOR BY-PASS DOORS



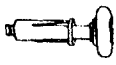
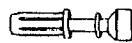
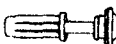
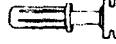


MFG	DESCRIPTION	
850 SKU NO. 805748	TOP MOUNT 4-WHEEL HANGER. FITS DOORS 1" AND THICKER. 1 PER PACKAGE.	
854 SKU NO. 805757	3/4" REAR, 1-3/8" FRONT, 7/8" NYLON BALL BEARING ROLLER. 2 PER PACKAGE WITH 2 NYLON ADJUSTERS AND 4 WOOD SCREWS.	
855 SKU NO. 805760	3/4" FRONT, 1-3/8" REAR, 7/8" NYLON BALL BEARING ROLLER. 2 PER PACKAGE WITH 2 NYLON ADJUSTERS AND 4 WOOD SCREWS.	
856 SKU NO. 805741	1-3/8" REAR, 3/4" FRONT, 15/16" NYLON ROLLER. 2 PER PACKAGE WITH 4 WOOD SCREWS.	
857 SKU NO. 805742	1-3/8" FRONT, 3/4" REAR, 15/16" NYLON ROLLER. 2 PER PACKAGE WITH 4 WOOD SCREWS.	
858 SKU NO. 805661	1/8" OFFSET, 7/8" NYLON ROLLER. 2 PER PACKAGE WITH 4 WOOD SCREWS.	
859 SKU NO. 805664	7/16" OFFSET, 7/8" NYLON ROLLER. 2 PER PACKAGE WITH 4 WOOD SCREWS.	
860 SKU NO. 805703	3/8" OFFSET, 7/8" OVAL NYLON DUAL ROLLER. 2 PER PACKAGE WITH 4 WOOD SCREWS.	

FLOOR GUIDES


862 SKU NO. 805670	9/16" ADJUSTABLE FLOOR GUIDE. 1 SET AND 3 SCREWS PER PACKAGE.	
863 SKU NO. 805673	7/8" ADJUSTABLE FLOOR GUIDE. 1 SET AND 3 SCREWS PER PACKAGE.	
879 SKU NO. 805724	11/16" ADJUSTABLE FLOOR GUIDE. 1 SET AND 3 SCREWS PER PACKAGE.	

FOR BI-FOLD DOORS



TOP PIVOT GUIDES

MFG	DESCRIPTION	
833 SKU NO. 805778	2-9/16" SPRING LOADED GUIDE WITH CAP. 2 PER PACKAGE.	
870 SKU NO. 805694	NYLON BODY. STEEL STEM, 2" TOP PIVOT GUIDE. 2 PER PACKAGE.	
872 SKU NO. 805682	NYLON BODY. STEEL STEM, 2" TOP PIVOT GUIDE WITH A 7/8" NYLON CAP RIVETED ON. 2 PER PACKAGE.	
873 SKU NO. 805709	SAME AS 870 EXCEPT WITH A 11/16" NYLON CAP. 2 870 AND CAP PER PACKAGE.	
874 SKU NO. 805712	SAME AS 870 EXCEPT WITH A 3/4" NYLON CAP. 2 870 AND CAP PER PACKAGE.	
875 SKU NO. 805715	SAME AS 870 EXCEPT WITH A 11/16" NYLON CAP. 2 870 AND CAP PER PACKAGE.	
880 SKU NO. 805733	ALL STEEL BODY AND STEM. 2-5/8" TOP PIVOT GUIDE. 2 PER PACKAGE.	
881 SKU NO. 805621	SAME AS 880 EXCEPT WITH A 7/8" NYLON CAP. 2 PER PACKAGE.	

TOP SLIDE GUIDES

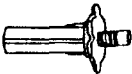
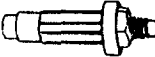
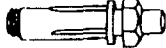

878 SKU NO. 805706	4" NYLON WITH 2 SPRINGS. 1 PER PACKAGE.	
--------------------------	---	---

SNUGGERS



868 SKU NO. 805688	2 DOOR SNUGGER.	
869 SKU NO. 805691	4 DOOR SNUGGER.	

CLOSET DOOR HARDWARE FOR BI-FOLD DOORS






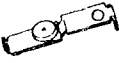
BOTTOM PIVOT GUIDES

MFG	DESCRIPTION	
835 SKU NO. 805730	13/16" MIN. HEIGHT X 2-5/8" MAX. HEIGHT X 7/16" NYLON BODY WITH 1/4" STEEL BOLT. 1 PER PACKAGE.	
876 SKU NO. 805718	2-1/16" MIN. HEIGHT X 2-11/16" MAX. HEIGHT X 7/16" NYLON BODY WITH 1/4" STEEL BOLT. 1 PER PACKAGE WITH WRENCH.	
877 SKU NO. 805721	1-3/4" MIN. HEIGHT X 2-1/2" MAX. HEIGHT X 3/8" NYLON BODY WITH 5/16" STEEL BOLT. 1 PER PACKAGE WITH WRENCH.	
882 SKU NO. 805739	ALL STEEL BOTTOM PIVOT BOLT. 1-15/16" MIN. HEIGHT X 2-13/16" MAX. HEIGHT X 7/16" STEEL BODY WITH 1/4" STEEL BOLT. 1 PER PACKAGE WITH WRENCH.	




BI-FOLD CLOSET DOOR PINS

883 SKU NO. 805745	5/16" X 20 X 4-1/8" STEEL BOTTOM PIN WITH 5/16" DIAMETER NYLON CAP. 1 PER PACKAGE.	
884 SKU NO. 805627	1/4" X 5-3/4" STEEL TOP PIN WITH 5/16" DIAMETER NYLON CAP. 1 PER PACKAGE.	

TOP AND BOTTOM PIVOT BRACKETS

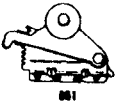



832 SKU NO. 805775	3/4" X 2-3/8" NYLON TOP PIVOT BRACKET. 1 SET PER PACKAGE.	
834 SKU NO. 805736	3-1/6" X 1-1/8" STEEL BOTTOM PIVOT GUIDE WITH NYLON CAP. COMPLETE WITH 1 NYLON HOLDER AND WRENCH.	
864 SKU NO. 805624	2-3/4" X 15/16" STEEL BOTTOM BRACKET COMPLETE WITH 1 NYLON HOLDER AND WRENCH. USE WITH DPI# 876.	
865 SKU NO. 805676	5/8" X 1/4" STEEL TOP PIVOT BRACKET COMPLETE WITH WRENCH. USE WITH DPI # 870.	
866 SKU NO. 805679	3/4" X 1-3/8" NYLON TOP PIVOT BRACKET WITH A 1/4" HOLE. COMPLETE WITH WRENCH. USE WITH DPI# 870.	
867 SKU NO. 805685	3/4" X 3-1/8" STEEL TOP PIVOT BRACKET. 1 PER PACKAGE. USE WITH DPI # 870.	

MISC. CLOSET DOOR HARDWARE

830 SKU NO. 805727	NYLON PIN HOLDER. 2 PER PACKAGE.	
853 SKU NO. 805754	CAFE DOOR HANGER. 1 SET PER PACKAGE.	
861 SKU NO. 805667	STEEL ALIGNER. 1 SET PER PACKAGE.	

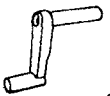




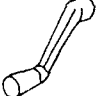


POCKET DOOR HARDWARE



MFG	DESCRIPTION	
851 SKU NO. 805751	LEVER ADJUSTMENT 1-WHEEL HANGER. 2 PER PACKAGE.	
852 SKU NO. 805752	ADJUSTABLE TOP MOUNT HANGER. 1 PER PACKAGE.	
9442 SKU NO. 805619	3/4" DIAMETER X 3/8" WIDE OVAL NYLON ROLLER WITH STEEL CENTER GLIDING ON BALL BEARINGS. PACKED WITH 8-32 X 3/16" SLOTTED SCREWS. 2 PER PACKAGE.	
9452 SKU NO. 805646	7/8" DIAMETER X 3/8" WIDE OVAL NYLON ROLLER WITH STEEL CENTER GLIDING ON BALL BEARINGS. PACKED WITH 8-32 X 3/16" SLOTTED SCREWS. 2 PER PACKAGE.	

WINDOW HARDWARE

WINDOW CRANKS AND EXTENSIONS

MFG	DESCRIPTION	
790 SKU NO. 805772	CRANK. 1-3/4" OFFSET X 5/16" HOLE. ZINC DIE CAST ALUMINUM FINISH.	
791 SKU NO. 805769	CRANK. 3/4" OFFSET X 5/16" HOLE. ZINC DIE CAST ALUMINUM FINISH.	
792 SKU NO. 805781	CRANK. 1" OFFSET X 5/16" HOLE. ZINC DIE CAST ALUMINUM FINISH.	
793 SKU NO. 805454	CRANK. 1-1/4" OFFSET X 5/16" HOLE. ZINC DIE CAST ALUMINUM FINISH.	
794 SKU NO. 805766	T-CRANK. 1/2" OFFSET X 5/16" HOLE. ZINC DIE CAST ALUMINUM FINISH.	
795 SKU NO. 805763	CRANK. 1/2" OFFSET X 5/16" HOLE. ZINC DIE CAST ALUMINUM FINISH.	
796 SKU NO. 805451	2" EXTENSION TO BE USED WITH ANY 5/16" HOLE CRANK. ZINC DIE CAST ALUMINUM FINISH.	
797 SKU NO. 805457	7/8" EXTENSION TO BE USED WITH ANY 5/16" HOLE CRANK. ZINC DIE CAST ALUMINUM FINISH.	

SHOWER DOOR SNAPS

983 SKU NO. 805634	SHOWER DOOR SNAP. STAINLESS STEEL HOUSING WITH A NYLON SNAP. 1 PER PACKAGE.	
--------------------------	---	---

4



GARAGE DOOR HARDWARE

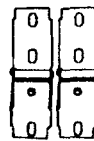
GARAGE DOOR CABLE

MFG	DESCRIPTION
100 SKU NO. 803804	3/32" X 12' EXTENSION AIRCRAFT CABLE FOR SINGLE AND DOUBLE CAR FIBERGLASS SECTIONAL DOORS. FITTED WITH LOOP. FOR STRETCH SPRING DOORS. 1 PR. PER PACK.
101 SKU NO. 803810	1/8" X 8'8" TORSION AIRCRAFT CABLE FITS WOOD SECTIONAL DOORS UP TO 7' HIGH X 16' WIDE SINGLE AND DOUBLE CAR. FITTED WITH CABLE DRUM STOP AND LOOP. TORSION SPRING STYLE. 1 PR. PER PACK.
102 SKU NO. 803813	1/8" X 12' EXTENSION AIRCRAFT CABLE FITS WOOD SECTIONAL DOORS UP TO 7' HIGH X 16' WIDE SINGLE OR DOUBLE CAR. FITTED WITH LOOP. FOR STRETCH SPRING DOORS. 1 PR. PER PACK.



GARAGE DOOR HINGES

MFG	DESCRIPTION
110 SKU NO. 803792	NO. 1 14 GA. GALVANIZED STEEL HINGE. 1 PER PACKAGE WITH 4 EACH CARRIAGE BOLTS AND NUTS. FITS 90% OF ALL WOOD DOORS.
111 SKU NO. 803795	NO. 2 14 GA. GALVANIZED STEEL HINGE. 1 PER PACKAGE WITH 4 EACH CARRIAGE BOLTS AND NUTS. FITS 90% OF ALL WOOD DOORS.
112 SKU NO. 803798	NO. 3 14 GA. GALVANIZED STEEL HINGE. 1 PER PACKAGE WITH 4 EACH CARRIAGE BOLTS AND NUTS. FITS 90% OF ALL WOOD DOORS.
113 SKU NO. 803801	NO. 4 14 GA. GALVANIZED STEEL HINGE. 1 PER PACKAGE WITH 4 EACH CARRIAGE BOLTS AND NUTS. FITS 90% OF ALL WOOD DOORS.
120 SKU NO. 803828	NO. 1 GALVANIZED STEEL HINGE. PACKED 2 PER PACKAGE AND 8 EACH RIBNECK BOLTS AND HEX NUTS. FITS FIBERGLASS DOORS.
121 SKU NO. 803837	NO. 2 GALVANIZED STEEL HINGE. PACKED 2 PER PACKAGE AND 8 EACH RIBNECK BOLTS AND HEX NUTS. FITS FIBERGLASS DOORS.
122 SKU NO. 803840	NO. 3 GALVANIZED STEEL HINGE. PACKED 2 PER PACKAGE AND 8 EACH RIBNECK BOLTS AND HEX NUTS. FITS FIBERGLASS DOORS.
123 SKU NO. 803753	CENTER GALVANIZED STEEL HINGE. PACKED 2 PER PACKAGE AND 4 EACH RIBNECK BOLTS AND HEX NUTS. FITS FIBERGLASS DOORS.



GARAGE DOOR PULLEYS

MFG	DESCRIPTION
210 SKU NO. 803789	4" SPRING PULLEY WITH CLEVIS HOOK AND 3/8" X 1-1/2" HEX HEAD BOLT AND NUT.
213 SKU NO. 805496	3" SPRING PULLEY WITH CLEVIS HOOK AND 3/8" X 1-1/4" HEX HEAD BOLT AND NUT.



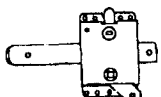

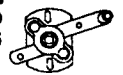
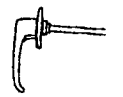
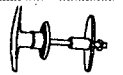
MISC. HARDWARE AND SAFETY DEVICES

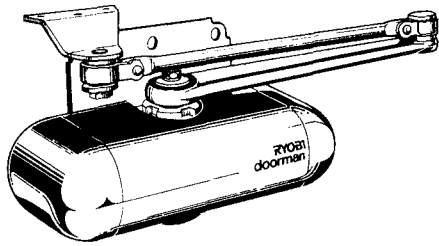
711 SKU NO. 803783	1/8" X 8' 8" AIRCRAFT CABLE FOR USE ON MOST EXTENSION SPRINGS. TO USE IN CASE SPRING OR EXTENSION CABLE BREAKS. SAFETY CABLE HOLDS THE SPRING IN PLACE. GUARANTEED TO PROTECT AGAINST DAMAGE OR INJURY. PACKAGE CONTAINS 1 PR. FOR SINGLE SPRING APPLICATION.
--------------------------	---



GARAGE DOOR LOCKS AND HANDLES

605 SKU NO. 803786	BLANK T-HANDLE DIE CASTED CHROME PLATED.
607 SKU NO. 803756	T-HANDLE WITH KEYLOCK. OUTSIDE MOUNT. COMPLETE WITH 2 KEYS. 90 DEGREE CW ROTATION. 4" SHAFT LENGTH. DIE CASTED WITH A BRIGHT CHROME FINISH.
608 SKU NO. 803765	L-HANDLE OUTSIDE MOUNT. 3-1/2" LENGTH 5/16" SQUARE SHAFT. DIE CASTED AND BRIGHT CHROME FINISH.
600 SKU NO. 803768	CASTED AND CHROME PLATED OUTSIDE HANDLE WITH KEY CYLINDER. USE AS LOCKING HANDLE WITH 616.
602 SKU NO. 805490	ZINC DIE CAST DEAD BOLT HOUSING COMPLETE WITH RIM CYLINDER WITH 2 KEYS.
611 SKU NO. 805487	SWIVEL LATCH. ZINC PLATED STEEL CONSTRUCTION. TO USE IN CONJUNCTION WITH DPI'S KEYED OUTSIDE HANDLES AND SPRING LATCH.
613 SKU NO. 803771	SPRING LATCH STEEL CONSTRUCTION ZINC PLATED. TO USE IN CONJUNCTION WITH DPI'S #611, AND MOST OUTSIDE LOCKING HANDLES. PART INCLUDES 1 SPRING LATCH AND 1 STRIKE PLATE.
616 SKU NO. 805481	SIDE LOCK. SLIDE BOLT LOCK. ACTIVATE FROM OUTSIDE WHEN USED WITH DPI'S #600 OR IN CONJUNCTION WITH DPI'S # 604 AND ANY DPI NON-LOCKING HANDLES. EASY RIGHT OR LEFT HAND CHANGES.
619 SKU NO. 805478	LIFT HANDLE WITH 2 1/4"-20 X 2" CARRIAGE BOLTS AND HEX NUTS. FOR RESIDENTIAL GARAGE DOORS.





RYOBI DOORMAN™ Specifications

RESIDENTIAL DOOR CLOSERS Sleek. Strong. Stylish.

For residential and light commercial applications, there's a whole line of Doorman closers to choose from. Every model comes with a built-in hold-open feature, or in a UL approved non hold-open version, for use on fire doors. And since appearance is important, they're available in ivory and brown, or can be painted to match the decor of your choice.

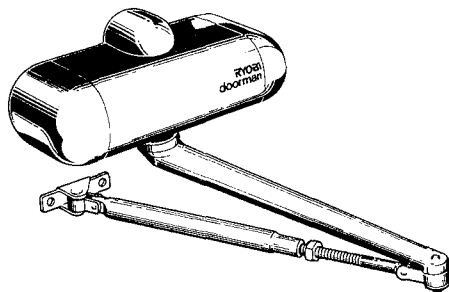
	Model	
	DM85D	DM85S
Type	Hold-Open (P)*	UL Listed Non Hold-Open (P)*
Max. Door Width	30" **	36" **
Max. Door Weight	85 lbs.	85 lbs.
Max. Open Angle† (Door Mount)	180°	125°
Max. Open Angle† (Top Jamb Mount)	N/A	N/A
Adj. Closing Speed	Yes	Yes
SKU NO-B	805020	805023
SKU NO-I	805018	805021

Doorman DM85, Interior Door Closer

Designed for free-swinging doors up to 85 lbs, the Doorman DM85 features an adjustable closing speed. There's two models to choose from, to fit your special requirements: The DM85D has a built-in hold-open feature that automatically engages when the door is opened to 85° or more.

4

RESIDENTIAL AND LIGHT COMMERCIAL DOOR CLOSERS Extra-Tough and Trouble-Free.



Doorman DM102 Power Plus Entrance Door Closer

The Power Plus is perfect for solid wood or metal entrance doors weighing up to 100 lbs.

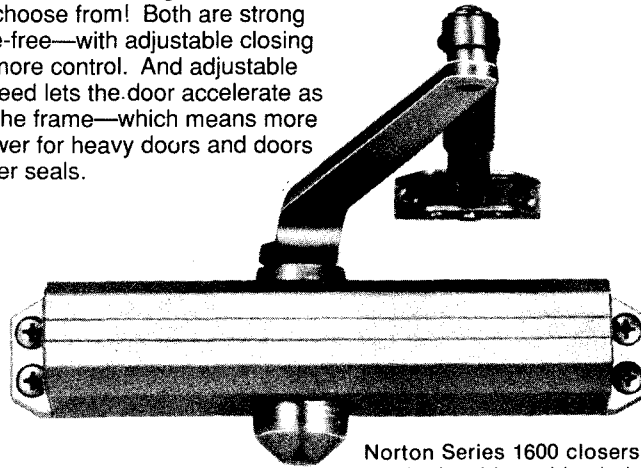
Specifications

(Designed to conform to ANSI Standard A156.4-1980)

	Model	
	DM102ULIV	DM102UL
Type	Hold-Open (S)*	UL Listed Non Hold-Open (S)*
Max. Door Width	36"	36"
Max. Door Weight	100 lbs.	100 lbs.
Max. Open Angle† (Door Mount)	140°	155°
Max. Open Angle† (Top Jamb Mount)	120°	120° - 155°
Adjustable Closing/Latching Speed	Yes	Yes
SKU NO.	805024	802006

Norton Series 1600

When you need extra strength and closing power, there's two great Doorman closers to choose from! Both are strong and trouble-free—with adjustable closing speed for more control. And adjustable latching speed lets the door accelerate as it reaches the frame—which means more closing power for heavy doors and doors with weather seals.



These closers have independent valves to control sweep and latch speeds. And they are available with optional adjustable backcheck cushioning.

Norton Series 1600 door closers are available with Non-Hold-Open, Hold-Open or Fusible-Link Hold-Open arms. They are also available with the special features of Adjustable Delayed Action Closing, Coupon Booth Hold-Open, Hospital Hold-Open or Telephone Booth Operation.

Norton Series 1600 closers are also available with a wide choice of mounting accessories to meet the needs of most normal and many special installations. Norton Series 1600 door closers afford the hardware distributor, specifier and building owner considerable versatility.

SKU NO.	MFG NO.	FINISH	DOOR
NON HOLD OPEN			
800516	1605	Aluminum	50"
680033	1601AL	Aluminum	34" - 48"
680041	1601DB	Aluminum	34" - 48"
HOLD OPEN			
800523	1601HAL	Aluminum	36"
800522	1605	Bronze	50"