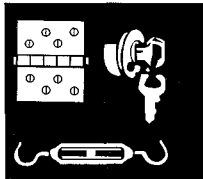
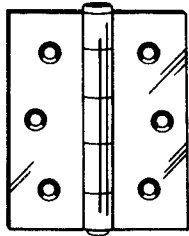


Builders Hardware

Categories	Pages
CHAIN SNAPS, CABLE CHAIN & ACCESSORIES	380-387
COATS, SWEATSHIRTS, COVERALLS, HATS	348-354
DOOR & WINDOW HARDWARE	306-311
DOOR LOCKS & LATCHES	313-321
DOOR PUSH PLATES, HOLDERS & PULLS	292-297
DRYCELL BATTERIES	337-339
FIRE EXTINGUISHERS & SAFETY EQUIPMENT	340-347
FLAGS, WARNING MARKERS & MARKING CRAYONS	355-357
FLASHLIGHTS	336-337
GLOVES	369-370
GUTTERS & METAL FLASHINGS	397-398
HAND TRUCKS, WHEEL & CASTERS	371-375
HEAVY SLIDING DOOR HARDWARE	285
HINGES, LATCHES & HOOKS	273-284
JOIST & POST SUPPORTS	303-305
KICKPLATES	292
LIGHT DUTY CATCHES & PULLS	289-291
MAIL BOXES & SUPPORTS	399
MOTOR PULLEYS & V-BELTS	388-391
PADLOCKS & CAMLOCKS	322-326
PEG BOARD HOOKS	302
PLEXIGLASS & GLAZING MATERIALS	395
REPLACEMENT KEYS	327
ROPE PULLEYS	286
ROPE & TWINE	376-377
SCREW EYES, EYE BOLTS & HOOKS	286-288
SHELVING & CABINET ACCESSORIES	299-301
SIGNS, LETTERS & STENCILS	358-368
SPRINGS	378
STRUCTURAL METAL SHAPES	330-335
THRESHOLDS & METAL MOLDING	328-329
TOOL ACCESSORY HOLDERS	298
UTILITY CLOSURES	312
VELCRO GRIPPING MATERIAL	379
WEATHERSTRIP	392-394, 396

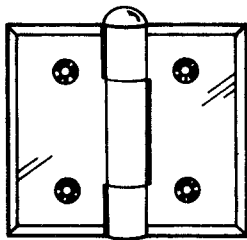




VISUAL
PACK

**NO. 129
SCREEN AND STORM
DOOR HINGE**

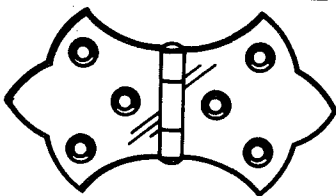
SKU NO.	FINISH
800232	BRASS



VISUAL
PACK

**NO. 455
ORNAMENTAL
FULL SURFACE
HINGE**

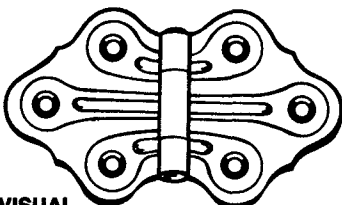
SKU NO.	SIZE	FINISH
800537	1 1/2"	NICKEL
801237	1 1/2"	DULL BRASS



VISUAL
PACK

**NO. 475
ORNAMENTAL
CABINET HINGE**

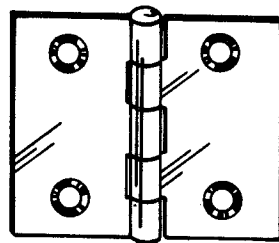
SKU NO.	SIZE	FINISH
800257	1"	BRIGHT BRASS
800543	1"	NICKEL



VISUAL
PACK

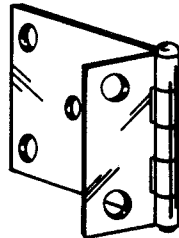
**NO. 485
ORNAMENTAL
CABINET HINGE**

SKU NO.	SIZE	FINISH
801243	1 1/4"	BRIGHT BRASS



**VISUAL
PACK
NO. 471B
SHUTTER HINGE**

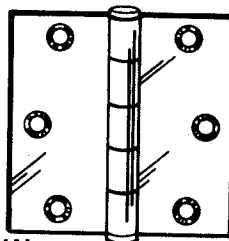
SKU NO.	FINISH
801238	DULL BRASS



VISUAL
PACK

**NO. 471C
SHUTTER HINGE**

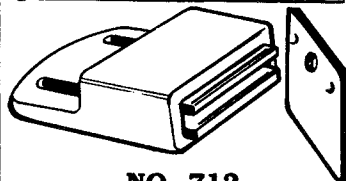
SKU NO.	FINISH
800540	DULL BRASS



VISUAL
PACK

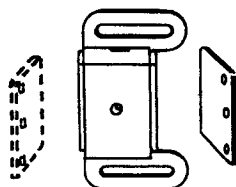
**NO. 629
LIGHT BROAD
CABINET HINGE**

SKU NO.	SIZE	FINISH
800259	2" x 2"	DULL BRASS



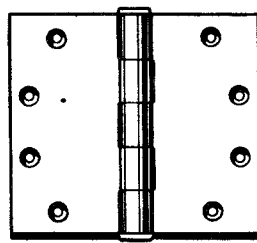
**NO. 712
MAGNECATCH[®]**

SKU NO.	COLOR
801252	WHITE



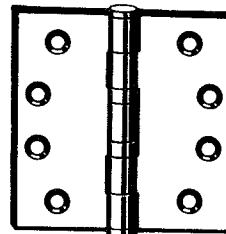
**VISUAL
PACK
NO. 713
MAGNECATCH[®]**

SKU NO.	COLOR
801256	ALUMINUM



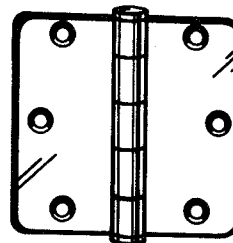
**NO. 502T
TEMPLATE HINGE**

SKU NO.	SIZE	FINISH
805958	4 1/2"	DULL BRASS
805961	4 1/2"	PRIME COAT
806063	4"	PRIME COAT
806108	4"	DULL BRASS
806111	4 1/2"	DULL BRASS
806114	4 1/2"	PRIME COAT



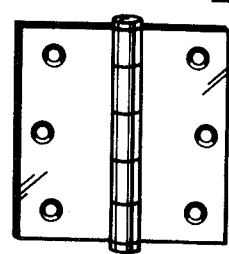
**NO. 503T
BALL BEARING
TEMPLATE HINGE**

SKU NO.	SIZE	FINISH
801291	4 1/2"	DULL BRASS
801292	4 1/2"	PRIME COAT
806066	4 1/2"	DULL BRASS
806144	4 1/2"	PRIME COAT




**NO. 512RC
FULL MORTISE
ROUND CORNER
HINGE**

SKU NO.	SIZE	FINISH
801282	4" x 4"	ALUMINIZED
801283	3 1/2" x 3 1/2"	OLD IRON
801286	4" x 4"	OLD IRON
801288	3 1/2" x 3 1/2"	NICKEL
806039	3" x 3"	DULL BRASS
806042	3 1/2" x 3 1/2"	DULL BRASS
806043	3 1/2" x 3 1/2"	ALUMINIZED
806045	4" x 4"	DULL BRASS
806048	4" x 4"	DULL BRONZE
806051	3 1/2" x 3 1/2"	PRIME COAT
806054	4" x 4"	PRIME COAT
806057	3 1/2" x 3 1/2"	ANTIQUE BRASS
806060	4" x 4"	ANTIQUE BRASS
806085	3" x 3"	ALUMINUM



**NO. 512
FULL
MORTISE HINGE**

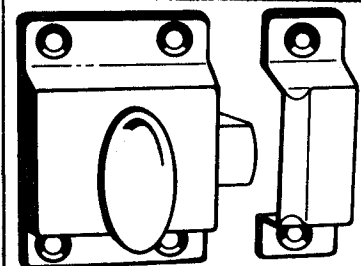
SKU NO.	SIZE	FINISH
800352	3 1/2"	DULL CHROME
800356	4" x 4"	SATIN BLACK
801259	3 1/2" x 3 1/2"	ALUMINUM
801282	4" x 4"	ALUMINIZED
801284	4" x 4"	NICKEL
801287	4" x 4"	ANTIQUE BRASS
801288	3 1/2" x 3 1/2"	OLD IRON
801271	4" x 4"	OLD IRON
801273	3 1/2" x 3 1/2"	BRIGHT BRASS
801274	4" x 4"	BRIGHT BRASS
801276	3 1/2" x 3 1/2"	GALVANIZED
801277	4" x 4"	GALVANIZED
806030	3 1/2" x 3 1/2"	NICKEL
806033	3 1/2" x 3"	SATIN BLACK
806036	3 1/2" x 3 1/2"	DULL BRONZE
806147	3" x 3"	DULL BRASS
806150	3 1/2" x 3 1/2"	DULL BRASS
806153	4" x 4"	DULL BRASS
806156	3" x 3"	PRIME COAT
806159	3 1/2" x 3 1/2"	PRIME COAT
806182	4" x 4"	PRIME COAT
806185	4" x 4"	DULL BRONZE
806188	3" x 3"	ANTIQUE BRASS
806171	3 1/2" x 3 1/2"	GALVANIZED



VISUAL
PACK

**NO. 127
DOUBLE-ACTING
SPRING HINGE**

SKU NO.	FINISH
806261	DULL BRASS

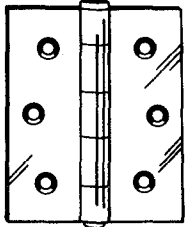


VISUAL
PACK

**NO. 699
CUPBOARD TURN**

SKU NO.	FINISH
801247	DULL BRASS
801249	NICKEL

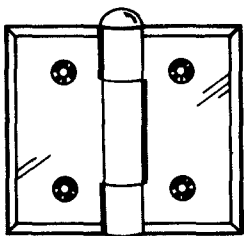
4



VISUAL
PACK

**NO. 129
SCREEN AND STORM
DOOR HINGE**

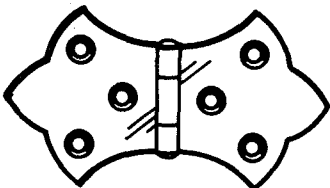
SKU NO.	FINISH
800232	BRASS



VISUAL PACK

**NO. 455
ORNAMENTAL
FULL SURFACE
HINGE**

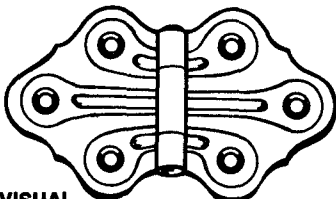
SKU NO.	SIZE	FINISH
800537	1 1/2"	NICKEL
801237	1 1/2"	DULL BRASS



VISUAL PACK

**NO. 475
ORNAMENTAL
CABINET HINGE**

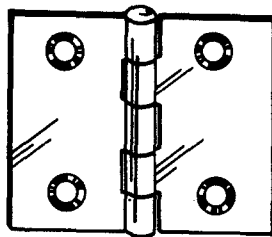
SKU NO.	SIZE	FINISH
800257	1"	BRIGHT BRASS
800543	1"	NICKEL



VISUAL
PACK

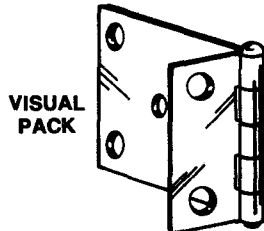
**NO. 485
ORNAMENTAL
CABINET HINGE**

SKU NO.	SIZE	FINISH
801243	1 1/4"	BRIGHT BRASS



**VISUAL PACK
NO. 471B
SHUTTER HINGE**

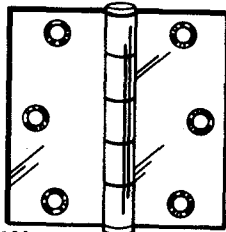
SKU NO.	FINISH
801238	DULL BRASS



VISUAL
PACK

**NO. 471C
SHUTTER HINGE**

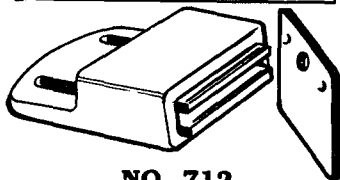
SKU NO.	FINISH
800540	DULL BRASS



VISUAL
PACK

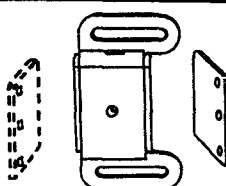
**NO. 629
LIGHT BROAD
CABINET HINGE**

SKU NO.	SIZE	FINISH
800259	2" x 2"	DULL BRASS



**NO. 712
MAGNECATCH[®]**

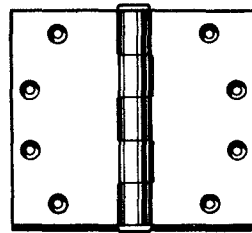
SKU NO.	COLOR
801252	WHITE



VISUAL PACK

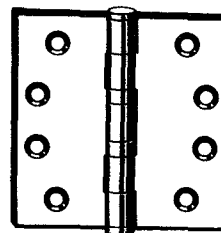
**NO. 713
MAGNECATCH[®]**

SKU NO.	COLOR
801256	ALUMINUM



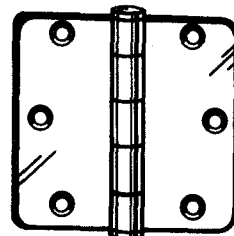
**NO. 502T
TEMPLATE HINGE**

SKU NO.	SIZE	FINISH
805958	4 1/2"	DULL BRASS
805961	4 1/2"	PRIME COAT
806063	4"	PRIME COAT
806108	4"	DULL BRASS
806111	4 1/2"	DULL BRASS
806114	4 1/2"	PRIME COAT



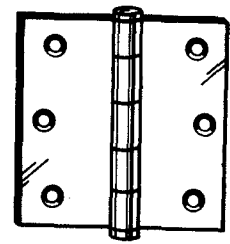
**NO. 503T
BALL BEARING
TEMPLATE HINGE**

SKU NO.	SIZE	FINISH
801291	4 1/2"	DULL BRASS
801292	4 1/2"	PRIME COAT
806066	4 1/2"	DULL BRASS
806144	4 1/2"	PRIME COAT



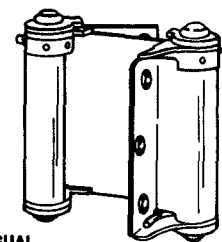
**NO. 512RC
FULL MORTISE
ROUND CORNER
HINGE**

SKU NO.	SIZE	FINISH
801282	4" x 4"	ALUMINIZED
801283	3 1/2" x 3 1/2"	OLD IRON
801286	4" x 4"	OLD IRON
801288	3 1/2" x 3 1/2"	NICKEL
806039	3" x 3"	DULL BRASS
806042	3 1/2" x 3 1/2"	DULL BRASS
806043	3 1/2" x 3 1/2"	ALUMINIZED
806045	4" x 4"	DULL BRASS
806048	4" x 4"	DULL BRONZE
806051	3 1/2" x 3 1/2"	PRIME COAT
806054	4" x 4"	PRIME COAT
806057	3 1/2" x 3 1/2"	ANTIQUE BRASS
806060	4" x 4"	ANTIQUE BRASS
806085	3" x 3"	ALUMINUM



**NO. 512
FULL
MORTISE HINGE**

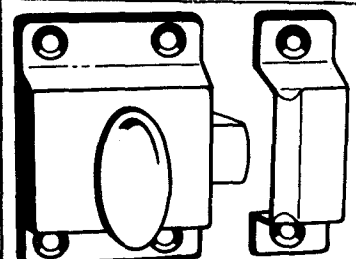
SKU NO.	SIZE	FINISH
800352	3 1/2"	DULL CHROME
800356	4" x 4"	SATIN BLACK
801259	3 1/2" x 3 1/2"	ALUMINUM
801262	4" x 4"	ALUMINIZED
801264	4" x 4"	NICKEL
801267	4" x 4"	ANTIQUE BRASS
801268	3 1/2" x 3 1/2"	OLD IRON
801271	4" x 4"	OLD IRON
801273	3 1/2" x 3 1/2"	BRIGHT BRASS
801274	4" x 4"	BRIGHT BRASS
801276	3 1/2" x 3 1/2"	GALVANIZED
801277	4" x 4"	GALVANIZED
806030	3 1/2" x 3 1/2"	NICKEL
806033	3 1/2" x 3"	SATIN BLACK
806036	3 1/2" x 3 1/2"	DULL BRONZE
806147	3" x 3"	DULL BRASS
806150	3 1/2" x 3 1/2"	DULL BRASS
806153	4" x 4"	DULL BRASS
806156	3" x 3"	PRIME COAT
806159	3 1/2" x 3 1/2"	PRIME COAT
806162	4" x 4"	PRIME COAT
806165	4" x 4"	DULL BRONZE
806168	3" x 3"	ANTIQUE BRASS
806171	3 1/2" x 3 1/2"	GALVANIZED



VISUAL
PACK

**NO. 127
DOUBLE-ACTING
SPRING HINGE**

SKU NO.	FINISH
806261	DULL BRASS



VISUAL
PACK

**NO. 699
CUPBOARD TURN**

SKU NO.	FINISH
801247	DULL BRASS
801249	NICKEL

Brainerd

**BRASS
Continuous
Hinges**



Brass 4" x 3/4"
SKU NO. 802224

Brass 8" x 3/4"
SKU NO. 802226


DULL
BRASS

VISUAL
PACK



**NO. 130
HEAVY-DUTY
SWING N' STAY'
HINGE**

SKU NO. 806279



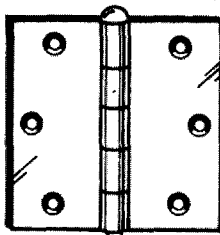
**NO. 241
BALL-BEARING
FLOOR HINGE**

SKU NO. 801189



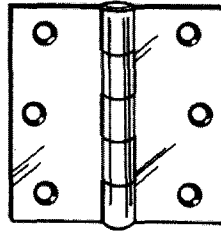
**NOS. 242
BALL-BEARING
FLOOR HINGES**

SKU NO. 801187



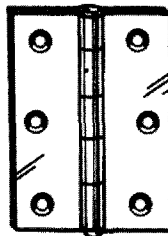
**NO. 504
LOOSE PIN
BROAD HINGE**

SKU NO.	SIZE	FINISH
800268	2" x 2"	BRIGHT STEEL
801294	5" x 5"	BRIGHT STEEL
806117	2 1/2" x 2 1/2"	BRIGHT STEEL
806120	3" x 3"	BRIGHT STEEL
806123	3 1/2" x 3 1/2"	BRIGHT STEEL
806126	4" x 4"	BRIGHT STEEL
806141	4 1/2" x 4 1/2"	BRIGHT STEEL
806142	4 1/2" x 4 1/2"	ZINC



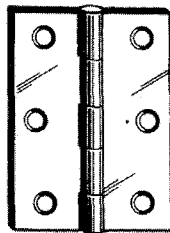
**NO. 505
TIGHT PIN
BROAD HINGE**

SKU NO.	SIZE	FINISH
800289	4 1/2" x 4 1/2"	ZINC
800271	5 1/2"	ZINC
801297	5 1/2"	BRIGHT STEEL
806096	4 1/2" x 4 1/2"	BRIGHT STEEL



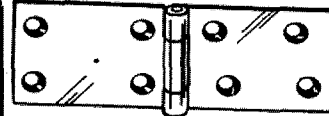
**VISUAL PACK
NO. 508
LOOSE PIN
LIGHT
NARROW HINGE**

SKU NO.	SIZE	FINISH
800272	1"	ZINC
800274	1 1/2"	ZINC
800277	2"	ZINC
800278	1 1/2"	DULL BRASS
800283	2 1/2"	ZINC
800284	2 1/2"	DULL BRASS
801301	1"	DULL BRASS
806132	3"	ZINC
806135	2"	DULL BRASS
806138	3"	DULL BRASS



**VISUAL PACK
NO. 518
TIGHT PIN
LIGHT
NARROW HINGE**

SKU NO.	SIZE	FINISH
800286	1"	ZINC
806075	1"	DULL BRASS
806078	2"	DULL BRASS
806081	1 1/2"	DULL BRASS
806082	1 1/2"	ZINC
806084	3"	DULL BRASS
806087	2"	ZINC
806090	2 1/2"	ZINC
806093	3"	ZINC
806167	2 1/2"	BRASS



**VISUAL PACK
NO. 552
BACK FLAP HINGE**

SKU NO.	SIZE	FINISH
801298	2"	ZINC
805964	1 1/2"	ZINC




**VISUAL PACK
NO. 570
CONTINUOUS
HINGE**

SKU NO.	SIZE	FINISH
805967	1 1/8" x 30"	BRIGHT BRASS
805970	1 1/8" x 48"	BRIGHT BRASS
805973	1 1/8" x 72"	BRIGHT BRASS
805976	1 1/2" x 30"	BRIGHT BRASS
805979	1 1/2" x 48"	BRIGHT BRASS
805982	1 1/2" x 72"	BRIGHT BRASS
805985	1 1/8" x 30"	NICKEL
805988	1 1/8" x 48"	NICKEL
805991	1 1/8" x 72"	NICKEL
805994	1 1/2" x 30"	NICKEL
805997	1 1/2" x 48"	NICKEL
806000	1 1/2" x 72"	NICKEL
806003	2" x 30"	NICKEL
806006	2" x 48"	NICKEL
806009	2" x 72"	NICKEL
806012	2" x 30"	BRIGHT BRASS
806015	2" x 48"	BRIGHT BRASS
806018	2" x 72"	BRIGHT BRASS



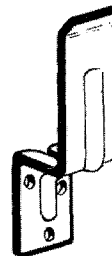
**NO. 282
HEAVY STRAP
HINGE**

SKU NO.	SIZE	FINISH
806288	4"	ZINC
806291	5"	ZINC
806294	6"	ZINC
806297	8"	ZINC
806300	10"	ZINC
806303	12"	ZINC



**NO. 14
CLOSED BAR
HOLDER**


SKU NO.	FINISH
805844	ZINC



**NO. 15
OPEN BAR
HOLDER**


SKU NO.	FINISH
805847	ZINC

NATIONAL
STERLING, ILLINOIS



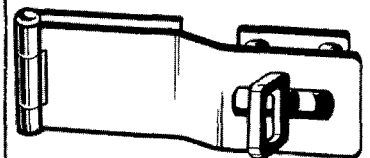
**VISUAL PACK
NO. 30 SAFETY HASP**

SKU NO.	SIZE	FINISH
801028	1 3/4"	ZINC
801031	2 1/2"	DULL BRASS
801034	1 3/4"	DULL BRASS
805859	2 1/2"	ZINC
805862	3 1/4"	ZINC
805865	4 1/2"	ZINC
805868	6"	ZINC
805871	7"	ZINC



**NO. 30S PLATE STAPLE
(For 3" and 4" Hasps)**

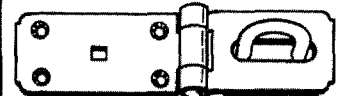
SKU NO.	SIZE	ZINC
801033	1 3/8" x 1 1/4"	ZINC
807980	1 1/8" x 1"	ZINC
807983	1 1/2" x 1 1/8"	ZINC
808001	2 1/4" x 1 3/8"	ZINC



VISUAL PACK

NO 32 SAFETY HASP

SKU NO.	SIZE	FINISH
801036	6"	ZINC
807986	3 1/4"	ZINC
807989	4 1/2"	ZINC




VISUAL PACK

**NO. 33
EXTRA HEAVY
HINGE HASP**

SKU NO.	SIZE	FINISH
807998	7 1/4"	ZINC


4

Single Acting Spring Hinges Full Mortise




4300 Series[®]
3 1/2" x 3 1/2"

SKU No.	Mfg. No.	Type
800166	4311-603	Dull Zinc
800167	4311-632	Brig-Brass



4300 Series[®]
4" x 4"

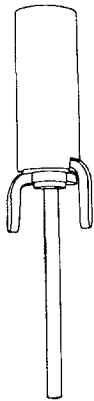
SKU No.	Mfg. No.	Type
800172	4311-600	Prime



4300 Series[®]
4 1/2" x 4 1/2"

SKU No.	Mfg. No.	Size
800169	4310-600	4" x 4"
800173	4310-600	4 1/2" x 4 1/2"
800176	4310-600	4 1/2" x 4"

DOOR CLOSERS HAGER



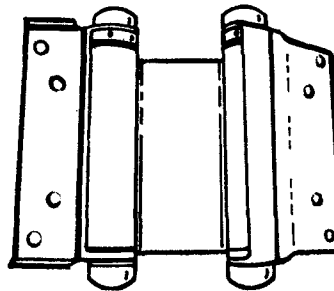
A door closer that takes the place of the existing hinge pin. Will fit all 3 1/2 x 3 1/2 in. and 4 x 4 in. hinges. Strong tempered spring acts to close door.

Easy to install, fully adjustable. When installed all that shows is inconspicuous dull brass cap.

One on a card; packaged with wrench for adjustment of spring tension.

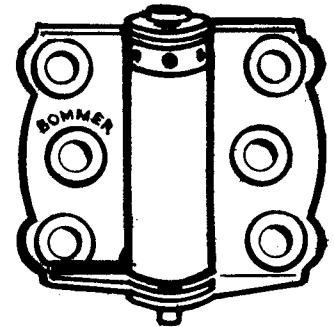
SKU No.	Finish
800503	Rust-resistant

DOUBLE ACTION HINGE



SKU No.	Mfg. No.	Size	Color
800151	3029-4-601	4"	Black
800152	3029-4-601	5"	Black
800154	3029-6-601	6"	Black
800157	3029-7-601	7"	Black

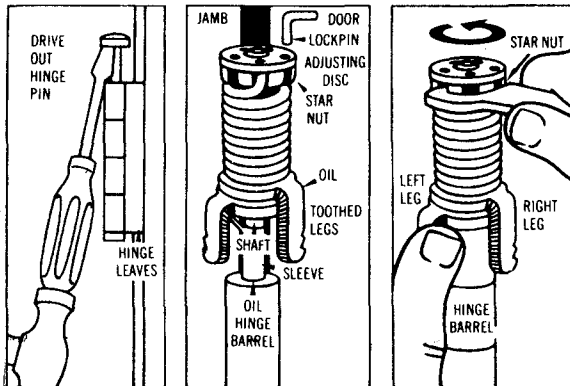
SCREEN DOOR HINGE



SKU No.	Mfg. No.	Color
800164	2920-601	Black

Automatic Hinge Pin Door Closer

FITS HINGES 3 1/2" X 3 1/2" AND 4" X 4" SIZES



THE AUTOMATIC DOOR CLOSER MAY BE USED FOR MOST DOORS.

IT IS IMPORTANT THAT THE DOOR SWINGS SMOOTHLY, FREE FROM OBSTRUCTION, AND THAT IT LATCHES EASILY.

TO MAINTAIN SMOOTH ACTION, OIL CLOSER AND HINGE OCCASIONALLY, AND WAX STRIKE PLATE OF DOOR LATCH.

SKU NO.	MODEL	CODE	FINISH
801105	DC 118	16165	ALUMINUM

DOOR SPRING



SKU No.	Mfg. No.	Color	Size
800158	2400-601	Black	8 5/16"

DOOR SPRING



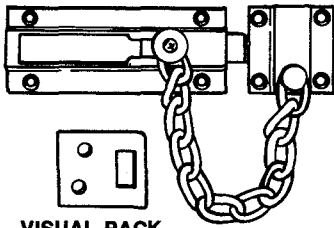
SKU No.	Mfg. No.	Color	Size
800161	2500-601	Black	10 7/16"
800163	2520-601	Black	14 5/8"

NATIONAL MANUFACTURING

SOLID BRASS HOOK & EYE SCREWS
V2001

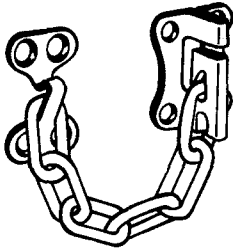
SKU NO	SIZE
801316	2"
801318	2-1/2"

NATIONAL
 STERLING, ILLINOIS



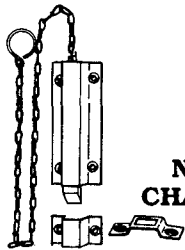
**NO. 837S
 DEAD BOLT AND
 CHAIN GUARD**

SKU NO.	FINISH
801219	ANTIQUE BRASS
805940	BRIGHT BRASS



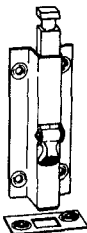
**NO. 838
 SELECT-A-LINK[®]
 CHAIN DOOR
 FASTENER**

SKU NO.	FINISH
801223	DULL CHROME
805943	BRIGHT BRASS



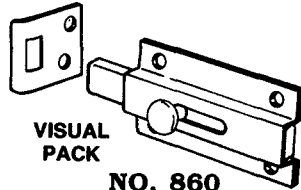
**NO. 820
 CHAIN BOLT**

SKU NO.	SIZE	FINISH
800254	6"	DULL BRASS
806027	6"	ZINC



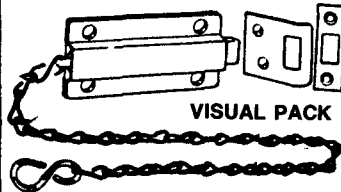
**NO. 830
 FOOT BOLT**

SKU NO.	SIZE	FINISH
801196	6"	SATIN BLACK
805892	6"	ZINC



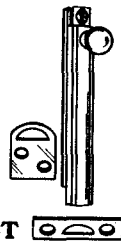
**NO. 860
 SLIDE BOLT**

SKU NO.	SIZE	FINISH
801198	3"	BRIGHT BRASS
806900	3"	ANTIQUE BRASS



**NO. 862
 CHAIN BOLT**

SKU NO.	SIZE	FINISH
801199	3"	BRIGHT BRASS
801201	3"	ANTIQUE BRASS



**NO. 1922
 GALLERY[™]
 SURFACE BOLT**

SKU NO.	SIZE	FINISH
805946	2"	BRIGHT BRASS
805952	4"	BRIGHT BRASS
805955	6"	BRIGHT BRASS



**NO. 290
 SCREW HOOK AND
 STRAP HINGE**

SKU NO.	SIZE	FINISH
801061	8"	BRIGHT STEEL
801063	10"	BRIGHT STEEL
801064	12"	BRIGHT STEEL
801066	14"	BRIGHT STEEL
801067	16"	ZINC

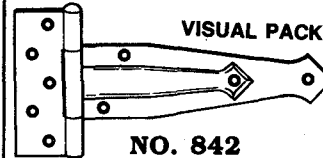


NO. 291 SCREW HOOK

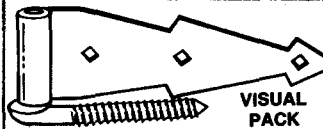
SKU NO.	SIZE	FINISH
801069	1/2" x 4"	BRIGHT STEEL
801072	5/8" x 5"	BRIGHT STEEL
801073	3/4" x 6"	BRIGHT STEEL



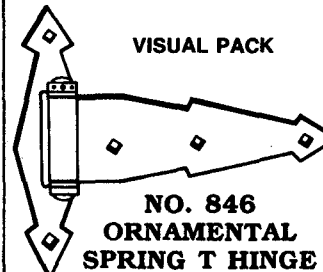
**NO. 295
 SCREW HOOK AND
 EYE HINGE**
 SKU NO. 801087



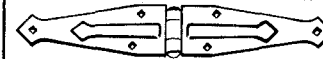
**NO. 842
 ORNAMENTAL T HINGE**
 SKU NO. SIZE FINISH
 800221 8" SATIN BLACK
 803915 6" SATIN BLACK



**NO. 844 ORNAMENTAL
 SCREW HOOK AND
 STRAP HINGE 7"**
 SKU NO. 800218

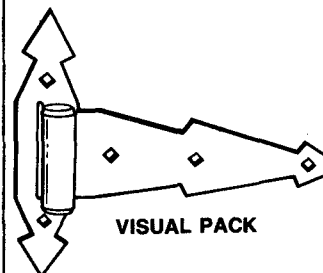


**NO. 846
 ORNAMENTAL
 SPRING T HINGE**
 SKU NO. SIZE FINISH
 800223 7" SATIN BLACK



**NO. 848 ORNAMENTAL
 STRAP HINGE**

SKU NO.	SIZE	FINISH
803918	6"	SATIN BLACK



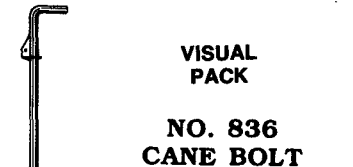
NO. 849 7"
 ORNAMENTAL T HINGE

SKU NO.	SIZE	FINISH
803921	7"	SATIN BLACK
803924	8"	SATIN BLACK

VISUAL
 PACK

**NO. 835
 CANE BOLT**

SKU NO.	SIZE	FINISH
805934	1/2" x 18"	ZINC
805937	1/2" x 18"	SATIN BLACK



VISUAL
 PACK


**NO. 836
 CANE BOLT**

SKU NO.	SIZE	FINISH
801216	1/2" x 12"	ZINC
801217	1/2" x 12"	SATIN BLACK



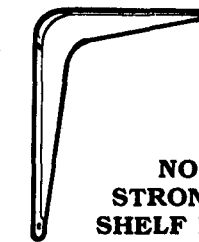
**NOS. 850/851
 DOOR AND GATE SPRING**

SKU NO.	SIZE	FINISH
803288	12"	SATIN BLACK
803291	14"	SATIN BLACK



**NO. 110
 SHELF BRACKET**

SKU NO.	SIZE	FINISH
800276	3" x 4"	ZINC
800279	4" x 5"	ZINC
800282	5" x 6"	ZINC
800285	6" x 8"	ZINC
800288	8" x 10"	ZINC
800291	10" x 12"	ZINC
800294	12" x 14"	ZINC



**NO. 211
 STRONG-ARM[®]
 SHELF BRACKET**

SKU NO.	SIZE	FINISH
800300	4" x 6"	GRAY
800303	6" x 8"	GRAY
800306	8" x 10"	GRAY
800309	10" x 12"	GRAY
800312	12" x 14"	GRAY


4

NATIONAL
 STERLING, ILLINOIS



**VISUAL PACK
 NO. 141
 FLUSH PULL**

SKU NO.	FINISH
801094	BRIGHT BRASS
801097	DULL BRONZE
801099	CHROME




**NO. 142
 CUP PULL**

SKU NO.	SIZE	FINISH
801103	3/4"	BRIGHT BRASS



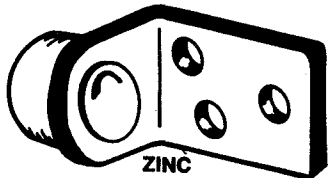
**VISUAL PACK
 NO. 143
 EDGE PULL**

SKU NO.	FINISH
800525	BRIGHT BRASS



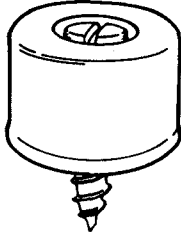
**VISUAL PACK
 NOS. 144
 LARGE CUP PULL**

SKU NO.	SIZE	FINISH
801106	1 1/4"	BRIGHT BRASS
801108	1 1/4"	DULL BRONZE
801109	1 1/4"	CHROME

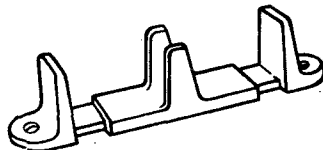


**ZINC
 BY-PASS VISUAL PACK**

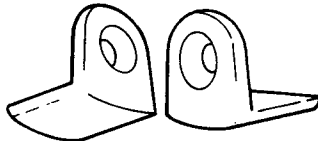
**NO. 188
 BUMPER
 SKU NO. 800227**



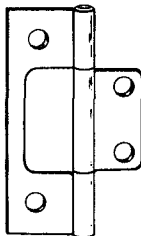
**VISUAL PACK
 NO. 189
 POCKET DOOR
 BUMPER
 SKU NO. 801111**



**VISUAL PACK
 ADJ. NO. 192
 DOUBLE NYLON
 FLOOR GUIDE
 SKU NO. 805499**



**VISUAL PACK
 NO. 193
 POCKET DOOR
 GUIDE SET
 SKU NO. 800229**

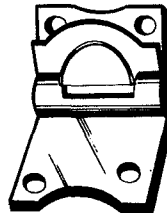


**VISUAL PACK
 NO. 530
 NON-MORTISE
 PANEL HINGE**

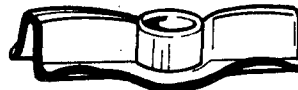
SKU NO.	SIZE	FINISH
801114	3"	DULL BRASS



**NO. 76
 DOOR AND GATE
 SPRING
 SKU NO. 806915**



**ZINC
 VISUAL PACK
 NO. 80
 SCREEN AND STORM
 SASH HANGER
 SKU NO. 801117
 SKU NO. 801118**



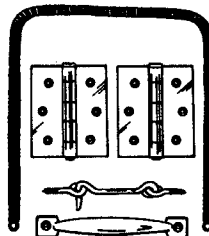
**VISUAL PACK
 NO. 83
 TURN BUTTON**

SKU NO.	SIZE	FINISH
801121	2"	ZINC
805532	1 1/4"	ZINC




**VISUAL PACK
 NO. 83-1/2
 TURN BUTTON**

SKU NO. 805535




**VISUAL PACK
 NO. 90
 SCREEN AND STORM
 DOOR SET**

SKU NO.	FINISH
801126	ZINC




**ZINC
 NO. 122
 SPRING HINGE
 SKU NO. 806246**



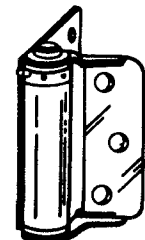
**VISUAL PACK
 NO. 123
 SPRING HINGE**

SKU NO.	SIZE	FINISH
801127	3"	BRASS
806252	3"	ZINC



**VISUAL PACK
 NO. 125
 ADJUSTABLE
 SPRING HINGE**

SKU NO.	SIZE	FINISH
801129	3"	BRASS
806255	3"	ZINC
806258	3"	SATIN BLACK



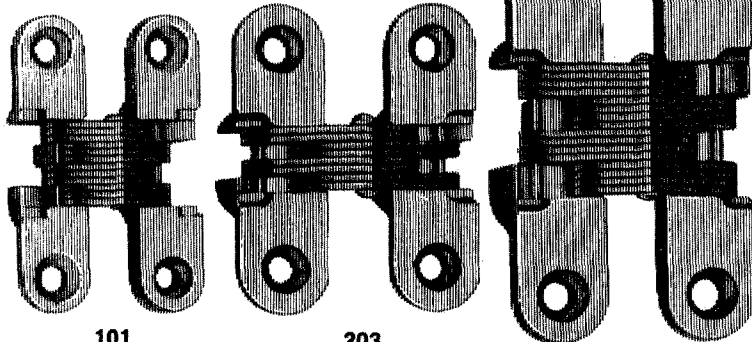
**VISUAL PACK
 NO. 126
 ADJUSTABLE
 SPRING HINGE**

SKU NO.	SIZE	FINISH
801132	3"	BRASS
801133	3"	ZINC

4

SOSS Invisible Hinges®

LIGHT-DUTY APPLICATION Actual Size Shown

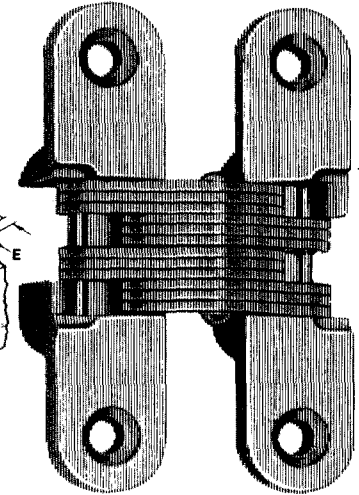


101

203

204

MEDIUM-DUTY APPLICATION



208

SPECIAL APPLICATION



110

Hinge	110**
Length of plates	1/2" dia. posts 12.70mm
Width of plates	N/A
Depth of mortise (#140-Thickness)	1 1/32" 15.08mm
Clearance when open	3/8" 9.53mm
Min. wood thickness	5/8" 15.88mm
Size of wood screws	brads furnished
Hinge gap, closed	1/32" .79mm
SKU NO.	804012

**Not recommended for vertical or load-bearing applications

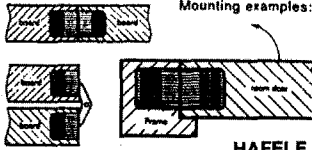
HINGE	101	203	204	208
A	3/8" 9.53mm	1/2" 12.70mm	1/2" 12.70mm	5/8" 15.88mm
B	19/64" 7.54mm	23/64" 9.13mm	23/64" 9.13mm	29/64" 11.51mm
C	1 1/16" 42.86mm	1 1/8" 44.45mm	23/16" 60.33mm	23/16" 69.85mm
D	1/64" 2.78mm	1/64" 2.78mm	1/64" 2.78mm	1/64" 3.57mm
E	3/32" 2.38mm	1/4" 3.18mm	1/4" 3.18mm	5/32" 3.97mm
F	7/8" 22.23mm	3/4" 19.05mm	1 1/4" 31.75mm	1 1/32" 34.13mm
G	1/32" .79mm	1/32" .79mm	1/16" 1.59mm	3/64" 1.19mm
H	29/64" 11.51mm	29/64" 18.26mm	29/64" 18.26mm	29/64" 23.02mm
I	7/32" 5.56mm	3/16" 4.76mm	3/16" 6.35mm	1/8" 7.14mm
Min. Wood Thickness	1/2" 12.70mm	3/4" 19.05mm	3/4" 19.05mm	1" 25.40mm
Screw Sizes	#5x3/4" 3.5x19mm	#6x1" 3.5x25mm	#7x1 1/4" 3.9x32mm	#8x1 1/2" 4.2x32mm
Soft Wood Pilot Hole	No. 53	No. 52	No. 51	No. 48
Hard Wood Pilot Hole	No. 47	No. 44	No. 39	No. 35
SKU NOS.	804009	804000	804003	804006

All hinges in table are shipped with the proper size wood screws, unless ordered without.

INVISIBLE CYLINDER HINGES



Mounting examples:



HAFAEL

Features: These fully concealed hinges are steel brass plated steel linkage. They open 180 degrees. **Installation:** Drill holes using exact bit diameter of hinge. Tap hinge into hole until flush. Tighten set screw.

SKU NO.	Mfg. No.	Thickness Wood
801835	HE-341-11-503	7/8"
801840	HE-341-12500	1 1/8"
801820	HE-341-22506	3/8"
801825	HE-341-23-503	1/2"

Brainerd

BRASS Spring Hinges

Brass 1-1/8" x 1-5/8"
SKU NO. 802209

Brass 2" x 1-3/4"
SKU NO. 802211

BRASS Desk Butt Hinge

SKU NO.	MFG. #	SIZE
802223	8150XC	1 1/2" x 2"

Brainerd

BRASS Broad Butt Hinges

SKU NO.	MFG. #	SIZE
802219	7075XC	3/4" x 1"
802220	7100XC	1" x 1"
802221	7150XC	1 1/2" x 1 1/4"

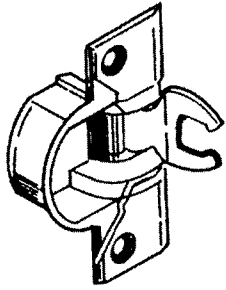
BRASS Narrow Butt Hinges

SKU NO.	MFG. #	SIZE
802212	5100XC	1" x 3/4"
802214	5200XC	2" x 1"

BRASS Butt Hinges

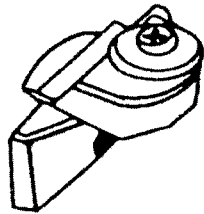
SKU NO.	MFG. #	SIZE
802215	6075XC	3/4" x 1 1/8"
802217	6200XC	2" x 1 1/8"
802218	6250XC	2 1/2" x 1 1/8"

4



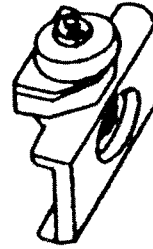
GRASS HINGE
 5/8" DOOR HINGE
 (NICKEL)

SKU	MFG.
NO.	NO.
803248	GF-830VS-NP



GRASS HINGE
 SIDE MOUNT
 BASEPLATE
 (NICKEL PLATED)

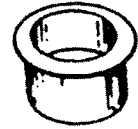
SKU	MFG.
NO.	NO.
803256	GF-830-41-NP



GRASS
 WRAP-AROUND
 BASEPLATE
 (NICKEL PLATED)

	3/4"
SKU	MFG.
NO.	NO.
803259	GF-830-67-NP

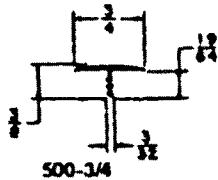
	1-1/4"
SKU	MFG.
NO.	NO.
803262	GF-830-33-NP



HOLE GROMMET
 1-3/4" O.D.

	ALMOND
SKU	MFG.
NO.	NO.
805611	PG-H403A-X

	BLACK
SKU	MFG.
NO.	NO.
805617	PG-H403BL-X



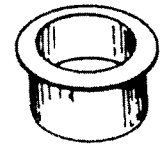
3/4" BLACK T-MOLDING (250')

SKU	MFG.
NO.	NO.
805632	PWP500-3/4-260



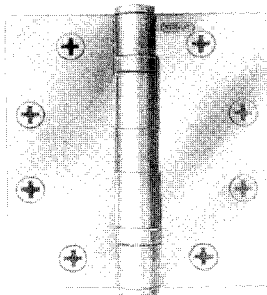
TITUS SCREW CAPS
 (LIGHT BROWN)

SKU	MFG.
NO.	NO.
805635	IT-1020LBRN



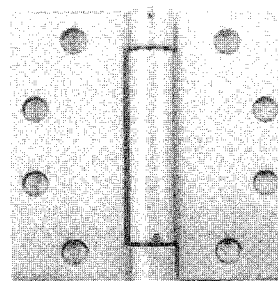
HOLE GROMMET
 2-1/2" O.D.

	BLACK
SKU	MFG.
NO.	NO.
805626	PG-H404BL-X



FIVE KNUCKLE FULL MORTISE HINGES

SKU	MFG #	FINISH	SIZE
807025	FBB179	US26D	4.5"
807039	FBB179	US4	4.5"
807027	FBB179NRP	US26D	4.5"
807033	FBB179	US3	4.5"
807055	FBB179	US10	4.5"
807057	F179	US4	4.5"



FULL MORTISE SPRING HINGE

SKU	MFG #	FINISH	SIZE
807028	2060R	US26D	4.5"



CUT-OUT CAP
 1-3/4" Diameter

	ALMOND
SKU	MFG.
NO.	NO.
805620	PG-H785A-X

	BLACK
SKU	MFG.
NO.	NO.
805623	PG-H785BL-X


3" Diameter

	BLACK
SKU	MFG.
NO.	NO.
805629	PG-H786BL-X

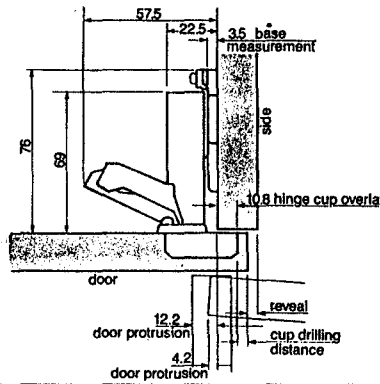
176° OPENING TWO-WAY ADJUSTABLE HINGES



OVERLAY



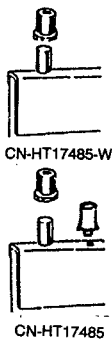
GF-1200 Self Closing Full Overlay—Use 3.5 mm baseplate
SKU NO. 801001



SPECIFICATIONS

- Opening Angle: 176 degree
- Side Adjustment: ± 2 mm (3/32")
- Depth Adjustment: Up to 5 mm (3/16")
- Cup Diameter: 35 MM (1-3/8")
- Cup Drilling Depth: 12.7 mm (1/2")
- Cup Drilling Distance: 3 mm—5 mm (1/8"—3/16")
- Maximum Door Overlay: 20 mm (25/32")
- Door Thickness: For doors from 5/8" to 7/8" (16 mm—22 mm) for inset applications not to exceed 3/4" (19 mm) thickness.
- Hinge Cups:
 - VZ - Vertical Zinc Cup (all metal) screw-on version.
 - VZ-8 - Vertical Zinc Cup (all metal) with 2 each 8 mm dowels for automatic insertion.

INSET (FLUSH) TOP/BOTTOM MOUNT INSTALLATION



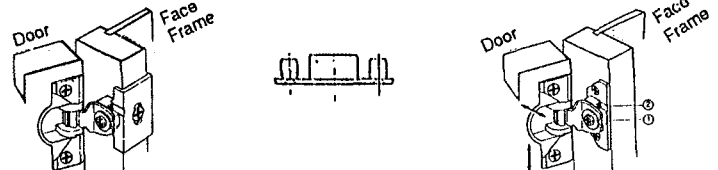
Features: Screws lock hinge to glass. Available with or without bullet catch.
Without Bullet Catch: Requires the use of a latch to hold door closed.
With Bullet Catch: Catch bores into top of cabinet and engages hinge to hold door closed. Bright brass or nickel plated.
Specification:
 Glass thickness: 3/16"—1/4"
 Face plate size: 7/8" H x 1-15/16" W.
 Angle of opening: 140 degrees when flush mounted.
Mounting: Top/bottom mounting via a 5/16" diameter hole in both the top and bottom of the cabinet.

Features: Screws lock hinge to glass. Smaller in size than the CN-HT17485 series. Does not include bullet catch. Requires the use of a latch to hold the door closed.
Specifications:
 Glass thickness: 1/8"—3/16".
 Face plate size: 1/2" H x 1-1/2" W.
 Angle of opening: 120 degrees when flush mounted.
Mounting: Top/bottom mounting via a 5/16" diameter hole in both the top and bottom of the cabinet.

SKU NO.	Mfg. No.	Size
801700	CN-HT186BP Brass	1/2" x 1 1/2"
801705	CN-HT186NP Nickel	1/2" x 1 1/2"
801715	CH-HT286BP Brass	3/4" x 1 1/2"
801720	CH-HT286NP Nickel	3/4" x 1 1/2"

SKU NO.	Mfg. No.
801730	CNHT17485-BP w/o Bullet Catch
801735	CNHT17485-NP w/o Bullet Catch
801745	CNHT17485-WBB w/o Bullet Catch
801750	CNHT17485-WNP w/o Bullet Catch

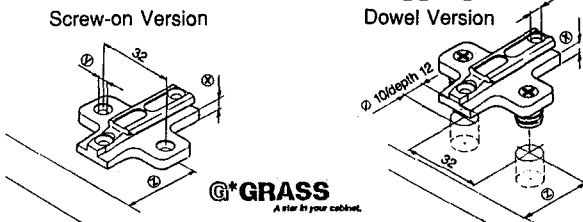
ADJUSTMENT FEATURES



Face-mount baseplate offer 2-dimensional adjustment: side adjustment #2 screw allows for precise horizontal adjustment; height adjustment can be attained by loosening the fixing screw #1.
 Using a wrap-around baseplate an additional height adjustment can be obtained.

SKU NO.	Mfg. No.	Size
803251	GF-831VZ-AB	3/4"

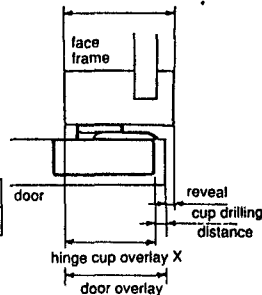
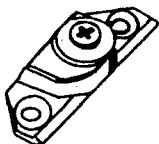
WING BASEPLATES



SKU NO.	Mfg. No.	Size
801003	GF1000-336	9MM Plate
801006	GF1000-395	20MM Plate
801102	GF1000-131	3.5MM Plate

FACE-MOUNT BASEPLATE

Side adjustment, Height adjustment
 minimum face frame width - 1-5/8"



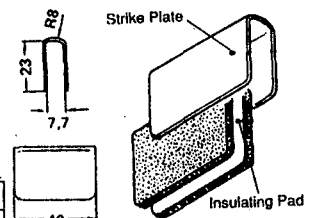
SKU NO.	Mfg. No.
803253	6F830-09-AB

Specify: -AB Antique Brass,
Recommended mounted screws:
 BS-T5/8x5-3, -26, -BL,

Recommended Fasteners: BS-F5/8x6-26

GLASS DOOR STRIKES (NO BORE)

Features: Glass door cabinets equipped with push latches can be designed absolutely flush without protruding hardware. A special U-shaped strike plate slips over the glass and holds the door against the magnet. A self-adhesive insulating pad attaches around the edge of the glass and the strike pad slips over the pad.
 Size: 1" H x 1-19/32" W x 5/16" D

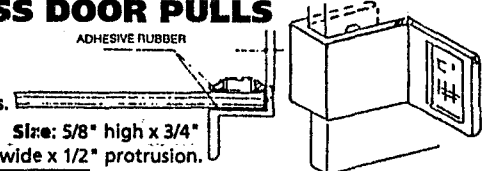


SKU NO.	Mfg. No.	Type
801775	FR-PB9460-BP	Brass
801780	FR-PB9460-NP	Nickel

FR-PB9460-BL, -BP, NP.

GLASS DOOR PULLS

Features: Used on glass doors without push latches. For glass thicknesses 3/16"-1/4". Stick the self-adhesive pad to the glass. Place the pull over it and tighten the screw.
 Size: 5/8" high x 3/4" wide x 1/2" protrusion.




SKU NO.	Mfg. No.	Finish
801760	ME701BP	Brass
801765	ME701NP	Nickel

SKU NO.	Mfg. No.	Thickness Wood
801835	HE-341-11-503	7/8"
801840	HE-341-12500	1 1/8"
801820	HE-341-22506	3/8"
801825	HE-341-23-503	1/2"

LAZY SUSAN TURNTABLE

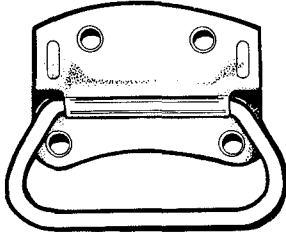
SKU NO.	805602	805381	805384	805387
Mfg. No.	TR12C	TR3C	TR4C	TR6C
Size	12"	3"	4"	6"

4



**VISUAL PACK
 NO. 200 PULL**

SKU NO.	SIZE	FINISH
800206	4 3/4"	ZINC
805505	4 3/4"	DULL

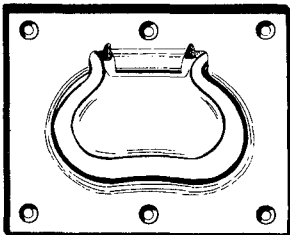


**NO. 175
 SURFACE CHEST
 HANDLE**

SKU NO.	SIZE	FINISH
800528	3 1/2"	ZINC
800531	4"	ZINC

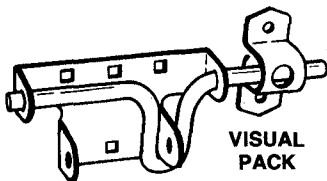
2-3/4" CHEST HANDLE

SKU#	MFG#
850226	V175



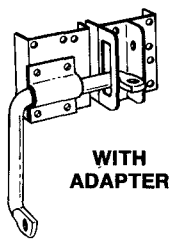
**NO. 176
 FLUSH CHEST HANDLE**

SKU NO. 801027



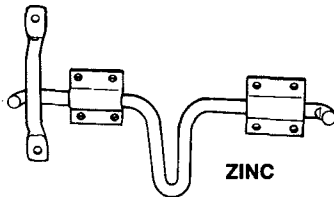
**NO. 1134
 SLIDE BOLT LATCH**

SKU NO.	FINISH
806906	SATIN BLACK
806907	ZINC PLATED



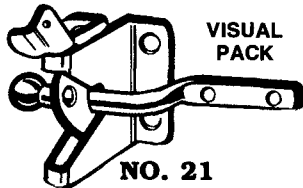
**NO. 13A
 DOOR AND GATE
 LATCH**

SKU NO. 801007



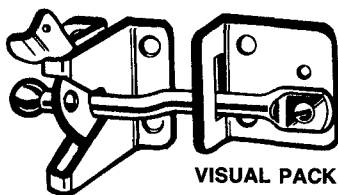
**HEAVY DUTY
 NO. 1135
 DOOR AND GATE
 LATCH**

SKU NO. 800199



**NO. 21
 AUTOMATIC
 GATE LATCH**

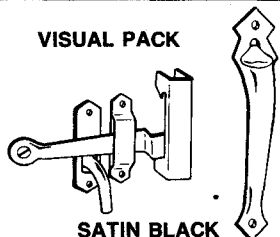
SKU NO.	FINISH
801012	ZINC
801013	SATIN BLACK



**NO. 21A
 ADJUST-O-MATIC[®]
 GATE LATCH**

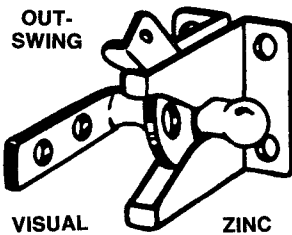
SKU NO.	SIZE	FINISH
801016	4"	SATIN BLACK
806909	4"	ZINC

VISUAL PACK



NO. 24 THUMB LATCH

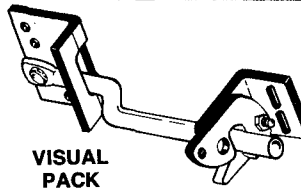
SKU NO. 800203



**VISUAL PACK
 ZINC**

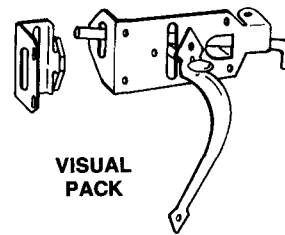
**NO. 22
 AUTOMATIC
 GATE LATCH**

SKU NO. 801018



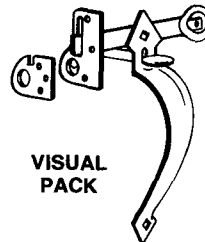
**NO. 23A
 ADJUST-O-MATIC[®]
 GATE LATCH**

SKU NO.	FINISH	SIZE
805850	ZINC	8"
805851	SATIN BLACK	8"



**NO. 27
 ORNAMENTAL
 GATE LATCH**

SKU NO.	FINISH
805853	SATIN BLACK



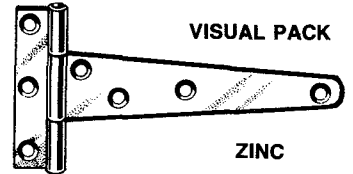
NO. 29 THUMB LATCH

SKU NO.	FINISH
805856	SATIN BLACK



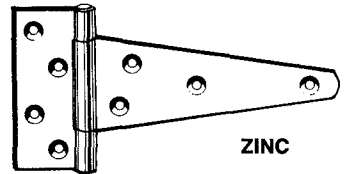
**NO. 280
 LIGHT STRAP
 HINGE**

SKU NO.	SIZE	ZINC
805886	2"	
806282	3"	
806285	4"	



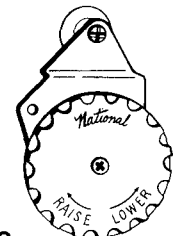
**NO. 284
 LIGHT T HINGE**

SKU NO.	SIZE
801043	2"
801046	3"



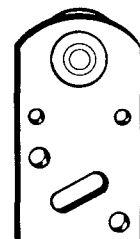
**NO. 286
 EXTRA HEAVY
 T HINGE**

SKU NO.	SIZE
806306	4"
806309	5"
806312	6"
806315	8"
806318	10"



**NO. 790/791
 BY-PASSING
 DOOR HANGER**

SKU NO.	SIZE	TYPE
801088	1/16"	DIAL ACTION
801091	3/8"	DIAL ACTION




**NO. 182
 SLIDING
 DOOR HANGER**

SKU NO.	FINISH
801093	ZINC

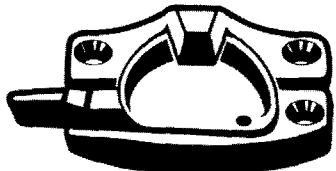
4

NATIONAL
 STERLING, ILLINOIS



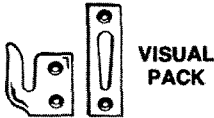
VISUAL PACK
NO. 600
SASH LOCK

SKU NO.	FINISH
801166	BRIGHT BRASS
801169	NICKEL TONE
801171	DULL BRONZE



VISUAL PACK
NO. 601
SASH LOCK

SKU NO.	FINISH
800241	BRIGHT BRASS

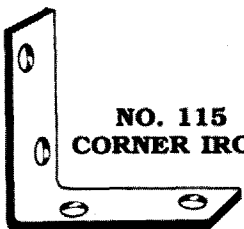


VISUAL PACK



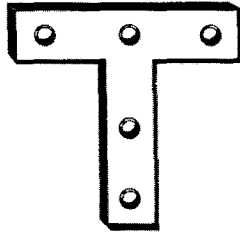
NOS. 750RM
CASEMENT WINDOW
FASTENER

SKU NO.	FINISH
801172	DULL BRASS
801174	CHROME



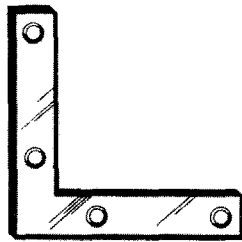
NO. 115
CORNER IRON

SKU NO.	SIZE	FINISH
808010	1" x 1 1/4"	ZINC
808013	1 1/2" x 5/8"	ZINC
808016	2" x 5/8"	ZINC
808019	2 1/2" x 5/8"	ZINC
808022	3" x 3/4"	ZINC
808025	3 1/2" x 3/4"	ZINC
808028	4" x 7/8"	ZINC
808031	5" x 1"	ZINC
808034	6" x 1 1/8"	ZINC
808037	8" x 1 1/4"	ZINC
808040	10" x 1 1/4"	ZINC



NO. 116
T PLATE

SKU NO.	SIZE	FINISH
801403	3" x 3"	ZINC
808043	4" x 4"	ZINC



NO. 117
FLAT CORNER IRON

SKU NO.	SIZE	FINISH
808046	1 1/2" x 3/8"	ZINC
808049	2" x 3/8"	ZINC
808052	2 1/2" x 2"	ZINC
808055	3" x 1/2"	ZINC
808058	3" x 5/8"	ZINC
808061	3 1/2" x 5/8"	ZINC
808064	4" x 3/4"	ZINC
808067	5" x 7/8"	ZINC
808070	6" x 1"	ZINC



NO. 118
MENDING PLATE

SKU NO.	SIZE	FINISH
805648	2" x 1/2"	ZINC
808073	3" x 5/8"	ZINC
808076	4" x 5/8"	ZINC
807866	5" x 5/8"	ZINC
807869	6" x 3/4"	ZINC
807872	8" x 7/8"	ZINC
807875	10" x 1"	ZINC
807878	12" x 1 1/8"	ZINC



VISUAL PACK

NO. 170 SASH LIFT

SKU NO.	SIZE	FINISH
801157	4"	DULL BRASS
801159	4"	BRIGHT BRASS
801162	4"	NICKEL


Brainerd



395XC

SOLID BRASS HOOK

SKU NO.	SIZE	FINISH
802205	1" (10 pk.)	BRASS



VISUAL PACK

NO. 34 DOUBLE HINGE
SAFETY HASP


SKU NO.	SIZE	FINISH
808004	3 1/4"	ZINC
808007	4 1/2"	ZINC



VISUAL PACK

NO. 38
PADLOCK EYE


SKU NO.	FINISH
808051	ZINC



VISUAL PACK

NO. 288 HINGE HASP


SKU NO.	SIZE	FINISH
801039	4"	ZINC
801042	6"	ZINC
806102	3"	ZINC



VISUAL PACK

NO. 802
DOOR VIEWER

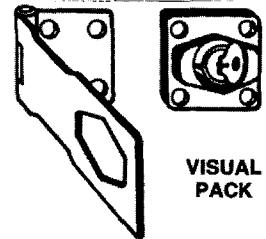
SKU NO.	FINISH
806021	SOLID BRASS



VISUAL PACK

NO. 805
EXTRA WIDE
DOOR VIEWER

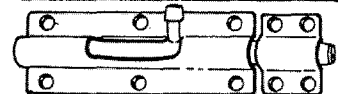
SKU NO.	SIZE	FINISH
806024	3/16"	SOLID BRASS



VISUAL PACK

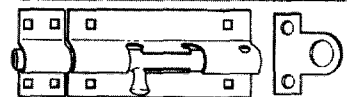
NO. 827
KEYED HASP LOCK

SKU NO.	SIZE	FINISH
850223	4 1/2"	LOCK CHROME



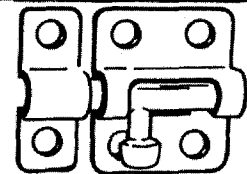
VISUAL PACK
NO. 831
HEAVY BARREL BOLT

SKU NO.	SIZE	FINISH
805895	4"	ZINC
805898	6"	ZINC



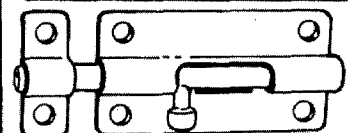
VISUAL PACK
NO. 832
EXTRA HEAVY
BARREL BOLT

SKU NO.	SIZE	FINISH
805901	5"	ZINC
805904	8"	ZINC



VISUAL PACK
NO. 833
WINDOW BOLT

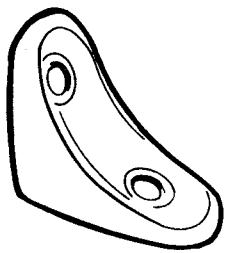
SKU NO.	SIZE	FINISH
801204	2"	SATIN BLACK
805520	2"	ZINC
805523	2"	DULL BRASS



VISUAL PACK
NO. 834
BARREL BOLT

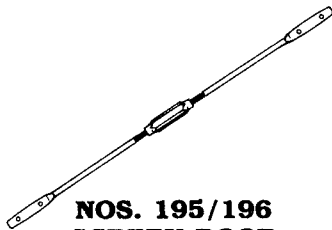
SKU NO.	SIZE	FINISH
801207	2 1/2"	ZINC
801213	2 1/2"	DULL BRASS
801208	3"	ZINC
801214	3"	DULL BRASS
805907	4"	ZINC
805910	4"	DULL BRASS
801211	5"	ZINC
805913	5"	DULL BRASS

4



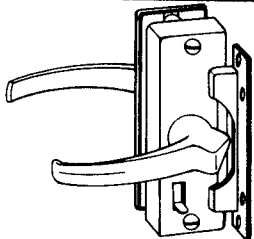
**NO. 120
 CHAIR AND CORNER
 BRACE**

SKU NO.	SIZE	FINISH
801178	1 3/4"	ZINC




**NOS. 195/196
 SCREEN DOOR
 TURNBUCKLE**

SKU NO.	MFG. NO.	SIZE	FINISH
801136	195	42"	ZINC
801138	196	50"	ZINC



**NO. 99
 SCREEN AND STORM
 DOOR LATCH**

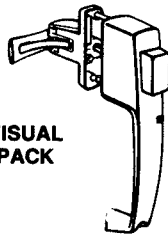
SKU NO.	FINISH
801139	B.E. ALUMINUM



STORM DOOR

**NO. 1307
 KNOB LATCH**

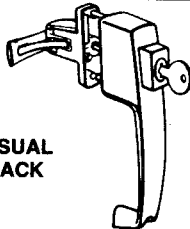
SKU NO.	FINISH
800233	ALUMINUM
800304	BLACK



**VISUAL
 PACK**

**NOS. 1316
 PUSHBUTTON LATCH**

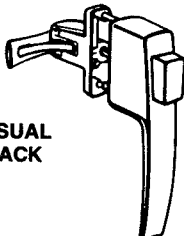
SKU NO.	FINISH
801141	ALUMINUM
801142	SATIN BLACK



**VISUAL
 PACK**

**NOS. 1317
 PUSHBUTTON LATCH
 WITH KEY LOCK**

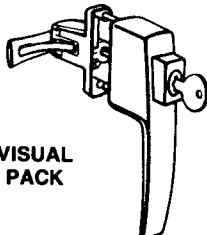
SKU NO.	FINISH
801598	ALUMINUM
802173	BLACK



**VISUAL
 PACK**

**NO. 1326
 PUSHBUTTON LATCH**


SKU NO.	FINISH
800236	ALUMINUM
805045	SATIN BLACK



**VISUAL
 PACK**


**NO. 1327
 PUSHBUTTON LATCH
 WITH KEY LOCK**

SKU NO.	FINISH
800238	ALUMINUM



**NO. 1333
 AIR DOOR CLOSER**

SKU NO.	FINISH
800486	SATIN BLACK
800487	ALUMINUM




**VISUAL PACK
 ADJ. NO. 1334
 AIR DOOR CLOSER**

SKU NO.	FINISH
800311	ALUMINUM



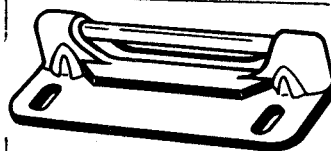
**VISUAL PACK
 NO. 1337
 POSI-GLIDE[®] AIR
 DOOR CLOSER**

SKU NO.	FINISH
800239	ALUMINUM



**VISUAL PACK
 NO. 1342
 HYDRAULIC
 DOOR CLOSER**

SKU NO.	FINISH
800489	ALUMINUM
800492	STD. BLACK

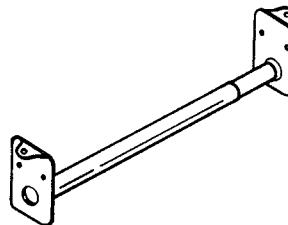


**VISUAL PACK
 NO. 1350
 REPLACEMENT
 STRIKE PLATE**

SKU NO.	FINISH
801147	SATIN BLACK
805529	ALUMINUM



**VISUAL PACK
 NO. 1355
 CHAIN DOOR STOP**
 SKU NO. 800495



**NOS. 109
 ADJUSTABLE
 CLOSET ROD**

SKU NO.	SIZE
800371	30"-48"
800373	48"-72"
802377	72"-120"

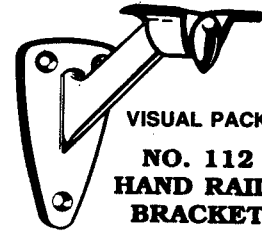


STERLING, ILLINOIS



**BRIGHT BRASS
 NO. BPB 106
 HAND RAIL
 BRACKET**

SKU NO. 801153



**VISUAL PACK
 NO. 112
 HAND RAIL
 BRACKET**

SKU NO.	FINISH
801154	DULL BRASS



**NO. 160
 COAT AND HAT HOOK**

SKU NO.	FINISH
807794	BRIGHT BRASS



**NO. 161
 WIRE COAT AND
 HAT HOOK**

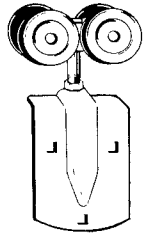
SKU NO.	MFG. NO.	FINISH
807797	SP161	BRIGHT BRASS
807874	SP161	ZINC



**VISUAL PACK
 NO. 238
 KICKDOWN DOOR STOP**

SKU NO.	FINISH
806044	BRIGHT BRASS
806047	CHROME

4



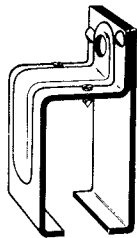
ZINC

**NOS. 5005
RIGID HANGER
WITH DOOR STRAP**
SKU NO. 805827

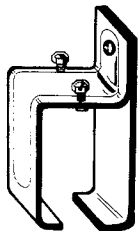


**GALVANIZED
NOS. 5116
TROLLEY RAIL**


SKU NO.	MFG. NO.	LENGTH
805824	5116	10 FT.
805821	5116	6 FT.
805822	5116	8 FT.



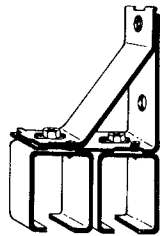
**NOS. 51F
SINGLE
TROLLEY BRACKET**
SKU NO. 805813



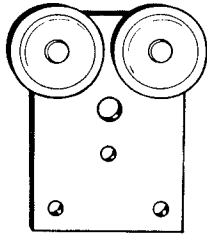
**NOS. 51G
SINGLE SPLICE
TROLLEY BRACKET**
SKU NO. 805814



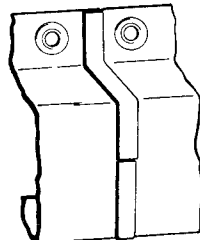
**NO. 51H
DOUBLE
TROLLEY BRACKET**
SKU NO. 805815



**NO. 51HS
DOUBLE SPLICE
TROLLEY BRACKET**
SKU NO. 805816

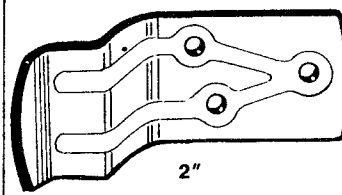


**NO. 56
RIGID LIGHTWEIGHT
TROLLEY HANGER**
SKU NO. 805820

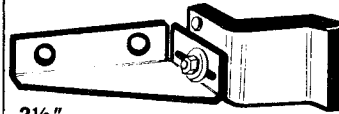


**GALVANIZED
NO. 51-1/2
SINGLE
TROLLEY RAIL**


SKU NO.	MFG. NO.	LENGTH
805818	51½	6'
805817	51½	8'
805819	51½	10'



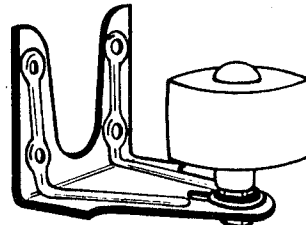
**NO. 17
DOOR BUMPER**
SKU NO. 805810



**NO. 316
ADJ. SINGLE
DOOR BUMPER**
SKU NO. 805812



**NO. 20-2
DOUBLE
DOOR GUIDE**
SKU NO. 800196

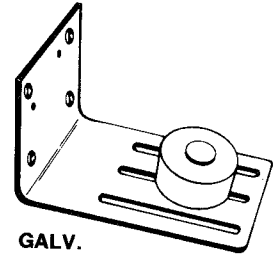


**NO. 18
STAY ROLLER**
SKU NO. 805811



**NOS. 171/172
DOOR AND DRAWER
PULL**


SKU NO.	MFG. NO.	SIZE	FINISH
803894	V171	6½"	ZINC
803897	V171	6½"	SATIN BLACK
803900	V171	6½"	DULL BRASS
803901	V171	6½"	BRIGHT BRASS
UTILITY PULL			
801024	V172	5½"	ZINC
803906	V172	5½"	SATIN BLACK
803909	V172	5½"	DULL BRASS



**NO. 318
HEAVY DUTY
STAY ROLLER**
SKU NO. 805823



**NO. 3
ORNAMENTAL PULL**
SKU NO. 800552




NO. 4 DOOR PULL
SKU NO. 805829



NO. 6 DOOR PULL
SKU NO. 801004



**NO. 7
EXTRA HEAVY PULL**
SKU NO. 805838



**NO. 8
EXTRA HEAVY PULL**
SKU NO. 805841

4




**NO. 3201
SINGLE
SWIVEL EYE PULLEY**

SKU NO.	SIZE
186924	3/4"
186932	1"



**NO. 3203
SINGLE
FIXED EYE PULLEY**

SKU NO.	SIZE
186825	3/4"
186833	1"



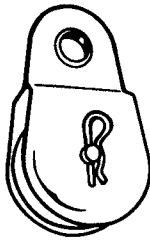
**NO. 3204
DOUBLE
FIXED EYE PULLEY**

SKU NO.	SIZE
186890	1"



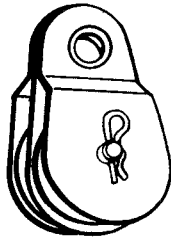
**NO. 3211
SINGLE, SWIVEL EYE
STEEL PULLEY**

SKU NO.	SIZE
186957	1 1/2"
186965	2"



**NO. 3213
SINGLE, FIXED EYE
STEEL PULLEY**

SKU NO.	SIZE
186858	1 1/2"
186866	2"



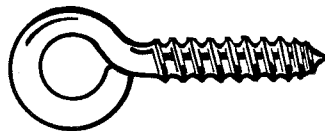
**NO. 3214
DOUBLE, FIXED EYE
STEEL PULLEY**

SKU NO.	SIZE
186908	1 1/2"




**NOS. 2000/2001
HOOK AND EYES**

SKU NO.	SIZE	FINISH
807881	1"	ZINC
801303	1 1/2"	ZINC
807884	2"	ZINC
807887	2 1/2"	ZINC
807890	3"	ZINC
801304	4"	ZINC
801306	6"	ZINC
2001		
807893	1"	BRASS
807896	1 1/2"	BRASS
801307	3"	BRASS



**NOS. 2010
SMALL EYE SCREW EYES**

SKU NO.	FINISH
801309	#204 ZINC
807905	#206 ZINC
807908	#208 ZINC
807911	#210 ZINC
807914	#212 ZINC
807917	#214 ZINC



**NO. 2012
MEDIUM EYE
SCREW EYE**

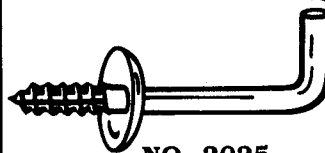
SKU NO.	FINISH
807920	#104 ZINC
807923	#106 ZINC
807926	#108 ZINC
807929	#110 ZINC
807932	#112 ZINC
807935	#114 ZINC



**NOS. 2014/2015
LARGE EYE SCREW EYES**

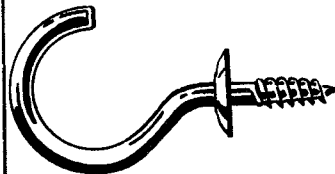
SKU NO.	FINISH
801319	#0 ZINC
807800	#000 ZINC
807803	#2 ZINC
807806	#4 ZINC
807809	#6 ZINC
807812	#8 ZINC
807815	#10 ZINC
807818	#12 ZINC
2015	
801321	#6 BRASS
801322	#8 BRASS
801324	#10 BRASS
801327	#12 BRASS
801328	#14 BRASS

2016 STAINLESS STEEL	
807433	#0
807438	#2
807441	#4
807444	#8



**NO. 2025
SHOULDER HOOK**

SKU NO.	SIZE	FINISH
801342	1 1/4"	BRASS
801343	1 1/2"	BRASS
807851	1/2"	BRASS
807854	3/4"	BRASS
807857	1"	BRASS



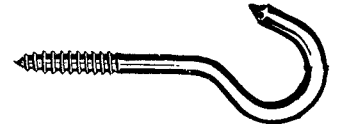
**NO. 2021
CUP HOOK**

SKU NO.	SIZE	FINISH
807830	1/2"	BRASS
807833	5/8"	BRASS
807836	3/4"	BRASS
807839	7/8"	BRASS
807842	1"	BRASS
807845	1 1/4"	BRASS
807848	1 1/2"	BRASS




**NOS. 2030/2031
SQUARE BEND
SCREW HOOKS**

SKU NO.	SIZE	FINISH
807860	#104	ZINC
807863	#106	ZINC
807722	#108	ZINC
807725	#110	ZINC
807728	#112	ZINC
807731	#114	ZINC
2031		
801357	#104	BRASS
801358	#106	BRASS
801361	#108	BRASS
801363	#110	BRASS
801364	#112	BRASS
801366	#114	BRASS



**NOS. 2040
CEILING HOOKS**

SKU NO.	SIZE	FINISH
807734	#0	ZINC
807737	#2	ZINC
801367	#3	ZINC
807740	#4	ZINC
807743	#6	ZINC
807746	#8	ZINC
807749	#10	ZINC
807752	#12	ZINC
807755	#14	ZINC



**NO. 2048
CLOTHESLINE HOOK**

SKU NO.	SIZE	FINISH
807758	5/16" x 2 1/4"	ZINC



**NO. 2052
TARP OR ROPE HOOK**

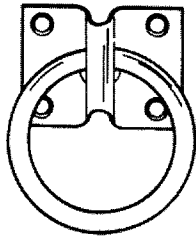
SKU NO.	SIZE	FINISH
807761	3/4"	ZINC



**NO. 2053
TARP OR ROPE HOOK**

SKU NO.	SIZE	FINISH
807764	2"	ZINC

4



**NO. 2060
HITCHING RING
WITH PLATE**

SKU NO.	SIZE	FINISH
801369	1 3/4" x 2 1/4"	ZINC

**NOS. 2072
LIGHT CLOSED
S HOOKS**



SKU NO.	SIZE	FINISH
807767	#809	ZINC
807770	#810	ZINC
807773	#811	ZINC
807776	#812	ZINC
807779	#813	ZINC



**NOS. 2076/2077/2078
HEAVY OPEN
S HOOKS**

SKU NO.	SIZE	FINISH
807653	3/4"	ZINC
807656	1"	ZINC
807659	1 1/2"	ZINC
807662	2"	ZINC
807665	2 1/2"	ZINC
807668	3"	ZINC
2077		
807782	3/4"	BRASS
807785	1"	BRASS
2078		
807465	1 1/2"	STAINLESS
807468	2"	STAINLESS
807471	2 1/2"	STAINLESS
807474	3"	STAINLESS



**VISUAL PACK
NO. 2102
HEAVY GATE HOOK
AND STAPLES**

SKU NO.	SIZE	FINISH
807788	4"	ZINC
807791	5"	ZINC
801372	6"	ZINC



**VISUAL PACK
NO. 2104
HEAVY GATE HOOK
AND PLATE STAPLES**

SKU NO.	SIZE	FINISH
807671	5"	ZINC
801373	6"	ZINC



**NO. 2110
EXTRA HEAVY
SAFETY GATE HOOK**

SKU NO.	SIZE	FINISH
807674	8"	ZINC




**NO. 2124
HEAVY SAFETY
GATE HOOK**

SKU NO.	SIZE	FINISH
807677	6"	ZINC




**VISUAL PACK
NOS. 2150/2151
LAG SCREW EYES**

SKU NO.	SIZE
800298	1/4" x 5"
807680	1/4" x 3 3/4"
807683	5/16" x 4"
807686	5/16" x 6"
807689	3/8" x 4 1/2"
807692	3/8" x 8"
807695	7/16" x 5 1/4"



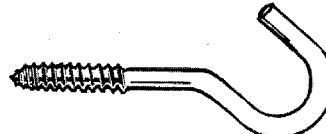
**Drop Forged
SAFETY HOOK
1 TON GA**

SKU NO.	MFG. #	SIZE
808795	12805 6	1/4" x 1



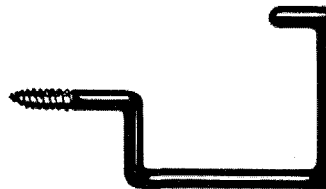
**NO. 2154
PORCH SWING HOOK**

SKU NO.	SIZE	FINISH
807704	3/8" x 4 1/2"	ZINC



**VISUAL PACK
NOS. 2153/2156
SCREW HOOKS**

SKU NO.	SIZE	FINISH
807456	1/4" x 4 1/4"	STAINLESS
807459	3/8" x 4 7/8"	STAINLESS
2156		
807710	1/4" x 4 1/4"	ZINC
807713	5/16" x 4 1/2"	ZINC
807716	3/8" x 4 7/8"	ZINC
807717	3/8" x 8"	ZINC
807719	3/8" x 10"	ZINC



**NO. 2155
MAR-PROOF
STORAGE HOOK**

SKU NO.	SIZE
807707	3 3/4" x 4 3/8"



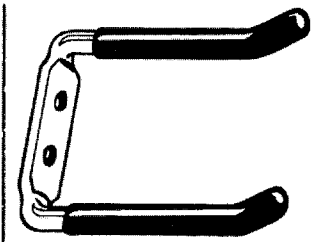
**NO. 2157
MAR-PROOF
STORAGE HOOK**

SKU NO.	SIZE
807581	4"
807584	6"



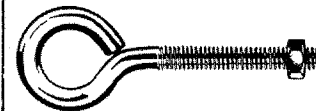
**NO. 2158
MAR-PROOF
STORAGE HOOK**

SKU NO.	SIZE
807587	6 1/2"



**NO. 2159
MAR-PROOF
STORAGE HOOK**

SKU NO.	SIZE
807590	2 3/4"



**VISUAL PACK
NOS. 2160/2161
EYE BOLTS**

SKU NO.	SIZE
807602	3/16" x 1 1/2"
807605	3/16" x 2"
807608	3/16" x 2 1/2"
807611	1/4" x 2"
807614	1/4" x 2 1/2"
807617	1/4" x 3"
807620	1/4" x 4"
807623	1/4" x 5"
807626	1/4" x 6"
807593	5/16" x 2 1/2"
807629	5/16" x 3 1/4"
807632	5/16" x 4"
807635	5/16" x 5"
807638	5/16" x 6"
807596	3/8" x 3"
807641	3/8" x 4"
807644	3/8" x 5"
807647	3/8" x 6"
807650	3/8" x 8"
807599	1/2" x 12"
807506	1/2" x 4"
807509	1/2" x 6"
807512	1/2" x 8"
807515	1/2" x 10"

2161 STAINLESS

807223	3/16" x 1 1/2"
807225	3/16" x 2"
807228	1/4" x 2"
807232	1/4" x 2 1/2"
807235	1/4" x 3"
807240	1/4" x 4"
807243	5/16" x 3 1/4"
807246	5/16" x 4"
807423	5/16" x 5"
807426	3/8" x 4"
807427	3/8" x 5"
807430	3/8" x 6"



SKU NO.	MFG. #	SIZE
808795	12805 6	1/4" x 1
808796	12825 4	5/16" x 1-1/8"
808797	12845 2	3/8" x 1-1/4"
808806	12968 8	7/8" x 2-1/4"
808807	12988 6	1" x 2-1/2"

4



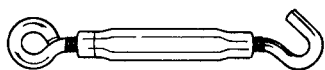
**VISUAL PACK
 NOS. 2162/2163
 HOOK BOLTS**

SKU NO.	SIZE	FINISH
807518	5/16" x 5"	Zinc
807521	3/8" x 7"	Zinc
807524	3/8" x 10"	Zinc
2163 STAINLESS		
807462	5/16" x 5"	



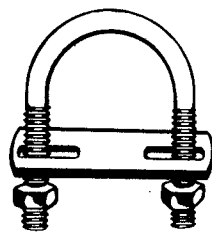
**NOS. 2170/2171
 EYE AND EYE
 TURNBUCKLES**

SKU NO.	SIZE	FINISH
801378	3/8" x 10 1/2"	Zinc
801379	1/2" x 17"	Zinc
807527	3/16" x 5 1/2"	Zinc
807530	7/32" x 6 1/2"	Zinc
807533	1/4" x 7 1/2"	Zinc
805536	5/16" x 9"	Zinc
807539	3/8" x 16"	Zinc
2171 STAINLESS		
807477	3/16" x 5 1/2"	
807480	1/4" x 7 1/2"	



**NOS. 2172/2173
 HOOK AND EYE
 TURNBUCKLES**

SKU NO.	SIZE	FINISH
807542	3/16" x 5 1/2"	Zinc
807545	7/32" x 6 1/2"	Zinc
807548	1/4" x 7 1/2"	Zinc
807551	5/16" x 9"	Zinc
807554	3/8" x 10 1/2"	Zinc
807557	3/8" x 16"	Zinc
807560	1/2" x 17"	Zinc
2173 STAINLESS		
807483	3/16" x 5 1/2"	
807486	1/4" x 7 1/2"	
807489	5/16" x 9"	
807523	3/8" x 10 1/2"	



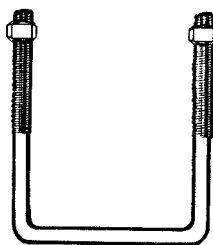
**NOS. 2190/2193
 U BOLTS**

SKU NO.	SIZE	FINISH
801381	#112	Zinc
801382	#132	Zinc
801384	#136	Zinc
801387	#146	Zinc
801388	#512	Zinc
801391	#516	Zinc
801393	#522	Zinc
801394	#526	Zinc
801396	#546	Zinc
801397	#632	Zinc
807563	#532	Zinc
807566	#536	Zinc
807569	#542	Zinc
807572	#642	Zinc
807575	#652	Zinc
807578	#662	Zinc
2193 STAINLESS		
807526	3/4	#112
807529	1 1/8"	#132
807532	1 1/8"	#136
807535	1 3/8"	#512
807538	1 3/8"	#516
807541	1 3/4"	#526
807544	2"	#536
807547	2 1/2"	#546



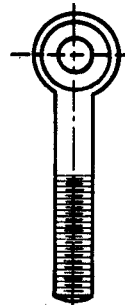
**NO. 2191
 U BOLT PLATE**

SKU NO.	SIZE	FINISH
807938	5/16" x 2"	Zinc
807941	3/8" x 3"	Zinc
807944	3/8" x 4"	Zinc




**NO. 2192
 SQUARE U BOLT
 ZINC FINISH**

SKU NO.	PART NO.	SIZE
801399	673	3/8" x 4" x 3"
801402	677	3/8" x 4" x 7"
807968	533	5/16" x 2" x 3"
807971	535	5/16" x 2" x 5"
807974	675	3/8" x 4" x 5"
807977	657	3/8" x 3" x 7"



DROP FORGED EYE BOLTS

SKU NO.	BOLT SIZE	SHANK LENGTH
808202	1/4"	2"
808205	1/4"	4"
808208	3/8"	2 1/2"
808211	3/8"	4 1/4"
808214	3/8"	6"
808217	1/2"	6"
808220	1/2"	8"
808223	1/2"	10"
808226	5/8"	6"
808229	5/8"	8"
808232	5/8"	10"
808235	3/4"	6"
808238	3/4"	8"
808241	3/4"	10"




DROP FORGED LIFTING EYES

SKU NO.	BOLT SIZE	LENGTH
808798	1/2"	1"
808801	5/8"	1 1/4"
808804	3/4"	2"

**STAINLESS STEEL
 SCREW EYES**

V2151



SKU NO.	SIZE
807447	1/4 X 3-3/4"
807450	5/16 X 4"
807453	3/8 X 4-1/2"

**DROP FORGED STEEL
 TURNBUCKLES**

CLASS 4*



SKU NO.	TAKE UP INCHES	HOOK + EYE
808244	3/8" x 6"	11 3/4"
808247	1/2" x 6"	13 5/8"
808250	1/2" x 9"	16 3/8"
808253	1/2" x 12"	19 5/8"
808256	5/8" x 9"	17 3/8"
808259	5/8" x 12"	20 5/8"
808262	3/4" x 12"	22 1/8"

DROP FORGED JAW AND EYE

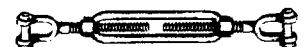
CLASS 8*



SKU NO.	TAKE UP INCHES	JAW + EYE
808265	3/8" x 6"	11 1/2"
808268	1/2" x 6"	13 1/4"
808271	1/2" x 9"	16 1/4"
808157	1/2" x 12"	19 1/4"
808160	5/8" x 9"	17 7/8"
808163	5/8" x 12"	21 1/8"
808166	3/4" x 12"	22"


GALVANIZED JAW-JAW

CLASS 7*

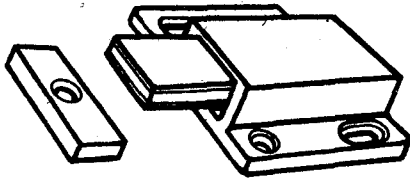


SKU NO.	TAKE UP INCHES	JAW-JAW
808169	3/8" x 6"	11 3/4"
808172	1/2" x 6"	13 1/4"
808175	1/2" x 9"	16 1/4"
808178	1/2" x 12"	19 5/8"
808181	5/8" x 9"	17 7/8"
808184	5/8" x 12"	21 1/8"
808187	3/4" x 12"	22"

**EYE NUT
 DROP FORGED**




SKU NO.	TAP SIZE	BALL SIZE
808809	1/4 - 20	1/4"
808814	5/16 - 18	1/4"
808819	3/8 - 16	3/8"
808822	1/2 - 13	3/8"



Complete with screws

MAGNETIC TOUCH LATCH

SKU NO.	MFG. NO.	COLOR
805521	PB946BR	BROWN



Zinc Pltd.
 Complete with screws

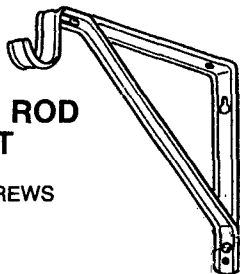
3" Long

TOUCH LATCH


SKU NO.	MFG. NO.	COLOR
805536	PB942	BROWN

IVORY CLOSET SHELF & ROD BRACKET

w/SCREWS




SKU NO.	MFG. NO.	COLOR
800367	595	IVORY



406XC SOLID BRASS FLUSH PULL RING
 1 1/2" x 1 3/4"

SKU NO. 802105

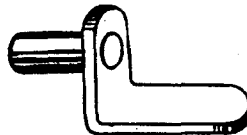


WINDOW "SAFE LOCK"

Brass Plated

SKU NO.	MFG. NO.	COLOR
805527	PB	BRASS

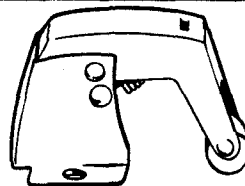
Zinc Plated



SHELF REST

1/4" pin available

SKU NO.	MFG. NO.	COLOR
805500	280	ZINC



SCREEN DOOR CATCH

Zinc Plated

SKU NO.	MFG. NO.	COLOR
805524	PD63	ZINC



NON-ADJUSTABLE FRICTION CATCHES

Solid Brass Shells
 Brass Plated Steel Bolts


SKU NO.	MFG. NO.	DIMENSIONS
801452	X691-N	1/4" x 3/8"

MAGNETIC TOUCH LATCH


Plastic Housing

Brown

Complete with screws



SKU NO.	MFG. NO.	COLOR
805539	PB948	BROWN

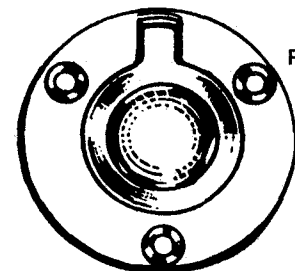


Brass Plated
 Nickel Plated

Complete with screws

MINI TOUCH LATCH

SKU NO.	MFG. NO.	COLOR
805518	PB44BR	BROWN
805515	PB44NP	WHITE



Pol. Brass
 Pol. Chrome


Solid Brass - 1 1/2" round

FLUSH RING PULL


SKU NO.	MFG. NO.	COLOR
805533	PB850CN	CHROME
805530	PB850PBR	BRASS

4

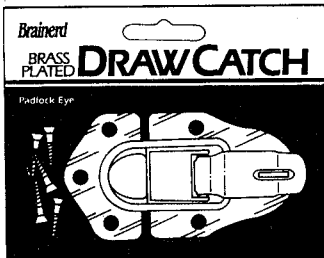
Brainerd




0864XC DRAW CATCHES
 Brass Plated
 2 3/4" x 1 1/2"
 SKU NO. 801940



865XC SOLID BRASS CATCHES
 3/4" x 1 3/8"
 SKU NO. 801690



0867XC DRAW CATCH w/EYE
 Brass Plated
 1 3/4" x 3/4"
 SKU NO. 801945




883XC BRASS PLATED HASP
 1 1/4" x 3 3/8"
 SKU NO. 801955




903XC CABINET KNOBS W/POLISHED BRASS TOPS
 1/2" dia.
 Polished Brass Top
 SKU NO. 801960


904XC CABINET KNOBS W/POLISHED BRASS TOPS
 5/8" dia.
 SKU NO. 801970



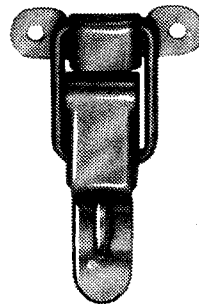
820PB SOLID BRASS CATCH W/LOCK
 Polished
 1 3/4" x 1 1/4" .032 brass
 1/2" x No. 3 Screws
 SKU NO. 801915



01868BP CATCHES
 Brass Plated
 SIZE 3 3/4" x 1 1/4"
 SKU NO. 801670




01865BP CATCHES
 Brass Plated
 SIZE 2 1/4" x 7/8"
 SKU NO. 801685



01867BP CATCHES
 Brass Plated
 SKU NO. 801675



706B SOLID BRASS HANGER PLATES Burnished
0706BP HANGER PLATE
 Brass Plated Steel
 7/16" x 2" .040 gauge
 1/2" x No. 4 Screws
 SKU NO. 801870




440XC TACK BUMPERS
 3/8" dia.
 SKU NO. 802155

442XC TACK BUMPERS
 5/8" dia.
 SKU NO. 802165



448XC FELT PADS
 1/16" h x 3/8" w
 SKU NO. 802185


450XC FELT PADS
 1/8" h x 1/2" w
 SKU NO. 802195



430XC PLASTIC BUMPERS
 1/4" h x 1/2" w
 SKU NO. 802110

432XC PLASTIC BUMPERS
 3/8" h x 3/4" w
 SKU NO. 802120


434XC PLASTIC BUMPERS
 1/2" h x 7/8" w
 SKU NO. 802125



436XC RUBBER BUMPERS
 1/4" h x 1/2" w
 SKU NO. 802135

438XC RUBBER BUMPERS
 7/16" h x 3/8" w
 SKU NO. 802140

439XC RUBBER BUMPERS
 5/16" h x 3/4" w
 SKU NO. 802150



444XC SELF-ADHESIVE
 3/16" h x 1/2" w
 SKU NO. 802170

446XC SELF-ADHESIVE
 5/16" h x 3/4" w
 SKU NO. 802180

4



7XC SOLID BRASS HINGES
 Hand Polished
 5/8" x 2 3/4"

SKU NO. 802030



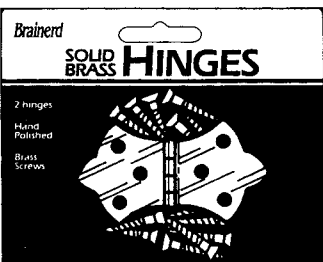
18XC SOLID BRASS HINGES
 Hand Polished
 5/8" x 1"

SKU NO. 802035



22XC SOLID BRASS HINGES
 Hand Polished
 5/8" x 1 7/8"

SKU NO. 802045



75XC SOLID BRASS HINGES
 Hand Polished
 1 3/4" x 3"

SKU NO. 802050

76XC SOLID BRASS HINGES
 Hand Polished
 1 5/16" x 2 1/4"

SKU NO. 802060



077XC BRASS PLATED HINGES
 1 5/16" x 2 7/8"

SKU NO. 802065




93XC SOLID BRASS HINGES
 Hand Polished
 3/4" x 1 7/8"

SKU NO. 802075



0234XC CHEST HANDLES
 Brass Plated
 1 3/8" x 3 1/2"

SKU NO. 802080




401XC SOLID BRASS BRACKETS
 1/2" x 1 1/8"

SKU NO. 802090


401 1/2XC SOLID BRASS BRACKETS
 1/2" x 1 1/8"

SKU NO. 802095



0476XC BRASS PLATED CORNERS
 1 1/4" x 1 1/4"

SKU NO. 802200



479XC SOLID BRASS CORNERS
 Hand Polished
 5/8" x 1 3/4"

SKU NO. 801850

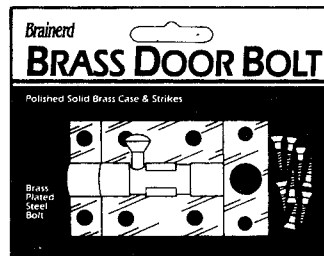
480XC SOLID BRASS CORNERS
 Hand Polished
 9/16" x 1 1/4"

SKU NO. 801855



583XC CHAIN DOOR GUARD
 Polished Brass
 1 3/8" x 3 1/2"

SKU NO. 801865




766XC BRASS DOOR BOLT
 1 1/2" x 2"

SKU NO. 801895



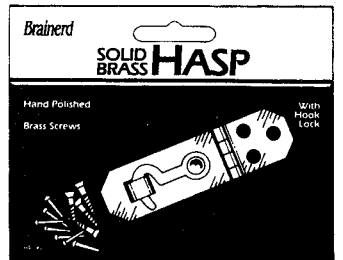
802XC SOLID BRASS HASP
 Hand Polished
 5/8" x 1 7/8"

SKU NO. 801900




804XC SOLID BRASS HASP
 Hand Polished
 3/4" x 2 3/4"

SKU NO. 801910



840XC SOLID BRASS HASP w/HOOK
 Hand Polished
 3/4" x 2 3/4"

SKU NO. 801925

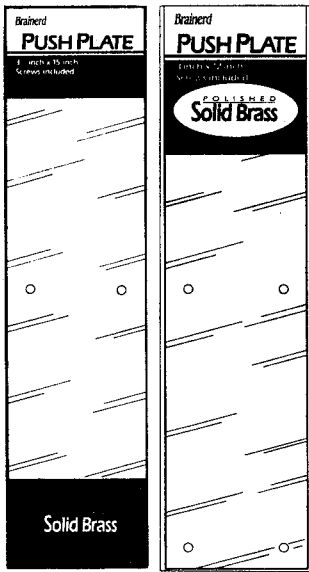


844XC SOLID BRASS HASP
 Hand Polished
 1" x 2 7/8"

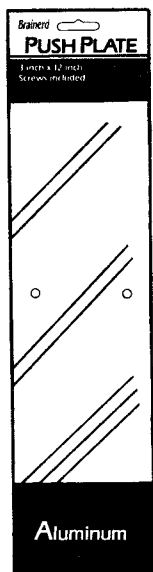
SKU NO. 801930

4

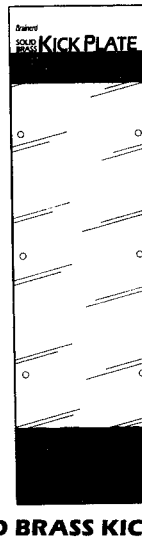
Brainerd



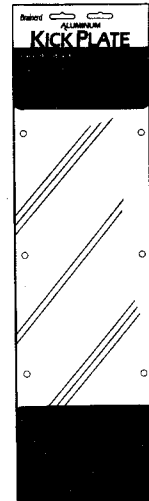
SOLID BRASS PUSH PLATES
 Polished
C7520PB 3 1/2" x 15"
 5.0 lbs.
SKU NO. 801595



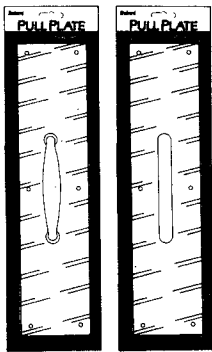
ALUMINUM PUSH PLATES
 Clear Anodized
C8520DA 3 1/2" x 15"
 3.0 lbs.
SKU NO. 801600



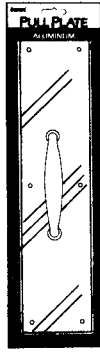
SOLID BRASS KICK PLATES
 Polished
C7830PB 8" x 30"
SKU NO. 801640
7030PB 10" x 30"
SKU NO. 801645



ALUMINUM KICK PLATES
 Clear Anodized
C8834DA 8" x 30"
 13.9 lbs.
SKU NO. 801610



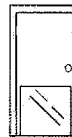
SOLID BRASS DOOR PULLS
 W/PULL PLATES
 Polished
7521PB 3 1/2" x 15"
 W/7501 PULL
SKU NO. 801580



ALUMINUM DOOR PULLS
 W/PULL PLATES
 Clear Anodized
C8521DA 3 1/2" x 15"
 w/ 7501 PULL
 5.0 lbs.
SKU NO. 801585



Kick Plate




Armor Plate

DOOR KICK PLATES


SKU	SIZE	Finish
807470	8" x 30"	Satin Silver Finish
807473	8" x 34"	Satin Silver Finish
807476	8" x 30"	Bright Gold Finish
807479	8" x 34"	Bright Gold Finish
801615	8" x 34"	Aluminum
801630	10" x 34"	Aluminum

ARMOR PLATE

809846	24" x 34"	Stainless Steel Metal US32D
809849	30" x 34"	Stainless Steel Metal US32D



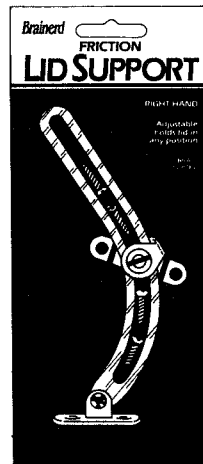
R1083XC SUPPORT HINGE
 Right Hand
SKU NO. 801975




L1083XC SUPPORT HINGE
 Left Hand
SKU NO. 801985




L1086XC FRICTION LID SUPPORT
 Left Hand
SKU NO. 802005



R1086XC FRICTION LID SUPPORT
 Right Hand
SKU NO. 802000



1087XC RIGHT-HAND SUPPORT HINGE
 Brass Plated Steel
SKU NO. 802015



R1085XC FRICTION LID SUPPORT
 Right Hand
SKU NO. 801990