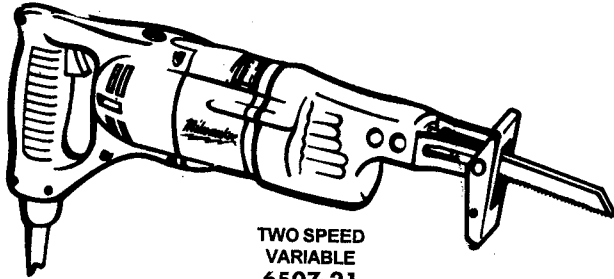


0200-20

TRIGGER SPEED CONTROL
 3/8" HOLE-SHOOTER
 SKU NO. 720200-20



TWO SPEED
 VARIABLE
 6507-21

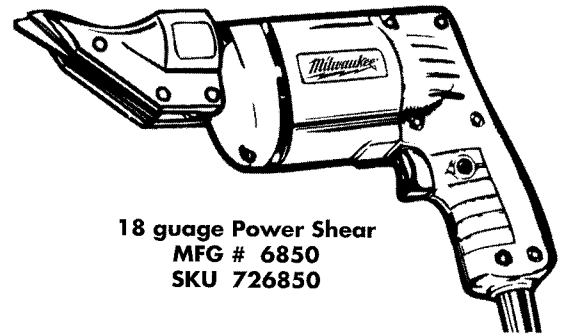
SKU NO. 726507-21



BATTERY PACK
 48-11-0100
 SKU NO. 740540

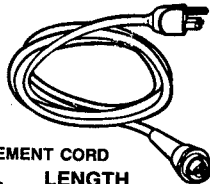


CORDLESS
 SCREWDRIVER
 6539-1
 SKU NO. 726539-1

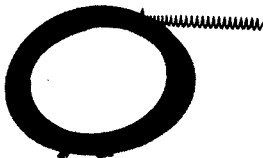


18 gauge Power Shear
 MFG # 6850
 SKU 726850

Quik-Lok Cord
 48-76-XXXX



MILWAUKEE REPLACEMENT CORD		
SKU NO.	MFG. NO.	LENGTH
740595	4025	25'
740585	4008	8'



STEEL CABLE is right-hand wound cable which expands when torque is applied. Designed for feeding through crossbars, down through and around the goose neck, or traps. It eliminates removal of the trap or clean out plug.

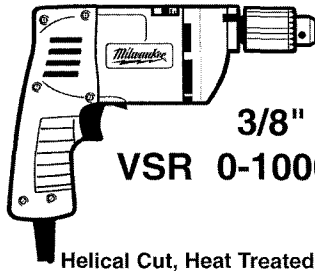
SKU NO.	STEEL CABLES
74 740475	NO. 48-53-0015 5/16" x 25' Includes repair hook.
74 740490	NO. 48-53-0035 5/16" x 30' Includes repair hook.
NO 740470	NO. 48-53-0010 1/4" x 25' Includes repair hook.
soc 740485	NO. 48-53-0030 1/4" x 30' Includes repair hook.
74 740500	NO. 48-53-0050 3/8" x 35' Includes drop head, 1" and 1-1/4" cutter, socket head screws and wrenches for changing heads, extraction hook.

CAN'T FIND IT?
 Visit our Website at
addistononline.com
 or e-mail us at abmsls@aol.com

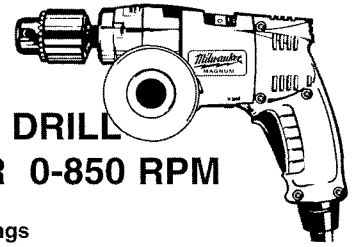
3



3



**3/8" DRILL
 VSR 0-1000 RPM**



**1/2" DRILL
 VSR 0-850 RPM**

• All Ball and Roller Bearings

Helical Cut, Heat Treated Gears for Heavy-Duty Industrial/Construction Applications

- Aluminum Gear Case and Diaphragm Supplies Greater Support for Shaft and Bearings
- Heavy-Duty Industrial Chucks
- Powerful Milwaukee Built Motors
- Trigger Speed Control Reversing Switches
- High Strength, Impact Resistant Handles

MFG. NO. 0228-6 SKU NO. 720228-1

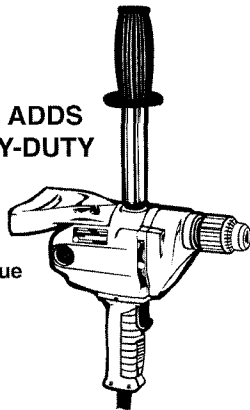
- Powerful 5.5 Amp Motor
- Removable Brush Cartridge System
- Aluminum Gear Case and Diaphragm Supplies Greater Support for Shaft and Bearings
- Heavy-Duty Industrial Chucks
- Powerful MILWAUKEE Built Motors
- Trigger Speed Control Reversing Switches
- High Strength, Impact Resistant Handles

MFG. NO. 0234-6 SKU NO. 720234-1

**1/2" COMPACT
 HOLE-SHOOTERS**

**ELECTRONIC SPEED CONTROL ADDS
 GREATER PRECISION TO HEAVY-DUTY
 LARGE DRILLS**

- Heat Treated Gears are Helical-Cut for Quiet Performance
- Chrome Moly Alloy Steel for High Torque Transmission with Minimum Wear

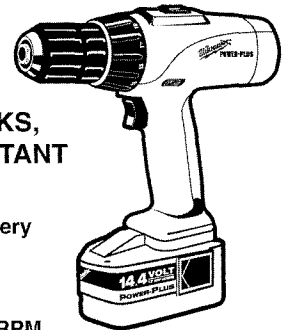


MFG. NO. 1660-6 SKU NO. 721660-1

**1/2" T-HANDLE
 DRIVER/DRILL KIT**

**INCLUDES TWO BATTERY PACKS,
 CHARGER, AND IMPACT RESISTANT
 CARRYING CASE**

- 14.4 Volt, 1.7 Amp-Hr, Power-Plus Battery Delivers More Run Time
- Powerful 14.4 Volt Rare Earth Motor
- Reversible Battery Pack
- Two Speed Ranges 0-450 And 0-1250 RPM
- Variable Speed Switch With Electric Brake
- 1/2" Keyless Chuck • 19 Position Torque Adjustment
- T-Handle Design Provides Optimum Balance and Comfort



MFG. NO. 0512-21 SKU NO. 720512-21

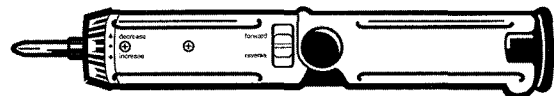


**DRYWALL
 SCREW-SHOOTERS
 VARIABLE SPEED 0-4000 RPM**

**TRIGGER SPEED CONTROL REVERSING
 POWERFUL 5 AMP MILWAUKEE BUILT MOTOR**

- All Ball and Roller Bearings
- Minimum Offset for Close Quarter Work
- 10' Rubber-Jacketed Cord With Separate Strain Relief
- Snap Action Clutch For Longer Clutch Life and Quiet Operation

MFG. NO. 6758-6 SKU NO. 726742-20



**CORDLESS
 2.4 VOLT SCREWDRIVER**

SINGLE SPEED MODEL, 190 RPM

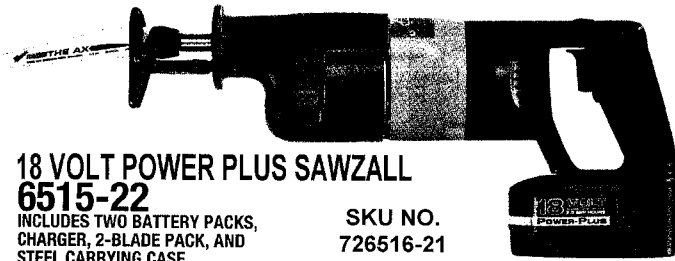
- Includes 6538-1 Screwdriver, Battery Pack, Charger, Chuck Attachment, 8-Bit Set and Impact Resistant Carrying Case

MFG. NO. 6539-6 SKU NO. 726539-1

1/2" T-HANDLE
 DRIVER/DRILL
0512-21 (KIT)

INCLUDES TWO
 BATTERY PACKS,
 CHARGER, AND
 IMPACT RESISTANT
 CARRYING CASE

SKU
 NO.
 720512-21



18 VOLT POWER PLUS SAWZALL
6515-22

INCLUDES TWO BATTERY PACKS,
 CHARGER, 2-BLADE PACK, AND
 STEEL CARRYING CASE

SKU NO.
 726516-21



**DRYWALL
 SCREW-SHOOTERS**
6758-6  **DOUBLE
 INSULATED**

VARIABLE SPEED 0-4000 RPM
 ■ 10' Rubber-Jacketed Cord With
 Separate Strain Relief
 ■ Snap Action Clutch For Longer
 Clutch Life And Quiet Operation

SKU
 NO.
 726758-1

SAWZALL CLAMP

SKU NO.	MFG NO.	FOR SAWZALL #S
700679	49-22-5012	6507 6508 6511 6512

DRILL BIT ADAPTERS

SKU NO.	MFG NO.	DESCRIPTION
740603	48-66-6750	SDS shank to A-taper bit
740607	48-66-6502	Spline shank to A-taper bit



SKU NO.
 740610

MFG NO.
 22-64-0665

DESCRIPTION
 REPLACEMENT CORD SET



H E A V Y - D U T Y

JIG SAW BLADES

UNIVERSAL SHANK



SKU NO.	MFG NO.	TEETH PER IN.	LENGTH INCHES	TOOTH TYPE	BLADE MATERIAL	DESCRIPTION
748048	48-42-2300	6	4-1/8	Milled & Set	Bi-Metal	Fast cutting, nail embedded wood
748049	48-42-2310	10	4-1/8	Milled & Set	Bi-Metal	Fast cutting, nail embedded wood
748050	48-42-0200	6	3-1/8	Milled & Set	High Carbon	Very fast rough cutting, wood
748051	48-42-0220	8	3-1/8	Milled & Set	High Carbon	Fast straight cutting, wood



748052	48-42-2302	6	4-1/8	Taper Ground	Bi-Metal	Very fast clean cutting
748053	48-42-2311	10	4-1/8	Taper Ground	Bi-Metal	Fast clean cutting
748054	48-42-2385	20	2-3/4	Taper Ground	Bi-Metal	Scroll cutting in wood & laminates
748055	48-42-0421	6	3-5/8	Ground & Set	High Carbon	Very fast rough cutting
748056	48-42-0240	8	3-1/8	Taper Ground	High Carbon	Clean cutting
748057	48-42-0540	10	3-5/8	Taper Ground	High Carbon	Straight clean cutting
748058	48-42-0640	12	3-1/8	Taper Ground	High Carbon	Reverse tooth, no top splinters



748059	48-42-2190	14	3-8/5	Milled, Wavy Set	Bi-Metal	Thick metal over 1/4 inch thick
748060	48-42-2120	18	2-3/4	Milled, Wavy Set	Bi-Metal	Metal over 1/8 inch thick
748061	48-42-2160	24	2-3/4	Milled, Wavy Set	Bi-Metal	Metal under 1/8 inch thick
748062	48-42-2166	24	5	Milled, Wavy Set	Bi-Metal	Thin metal under 1/8 inch thick
748063	48-42-0101	14	2/3-4	Milled, Raker Set	High Speed	Metal over 1/4 inch thick
748064	48-42-0120	18	2-3/4	Milled, Wavy Set	High Speed	Metal over 1/8 inch thick
748065	48-42-0140	24	2-3/4	Milled, Wavy Set	High Speed	Metal under 1/8 inch thick

748066 pack	49-22-1168					
	48-42-2120	18	2-3/4	Milled, Wavy Set	Bi-Metal	Metal cutting
	48-42-2160	24	2-3/4	Milled, Wavy Set	Bi-Metal	Metal cutting
	48-42-2190	14	3-5/8	Milled, Wavy Set	Bi-Metal	Metal cutting
	48-42-2300	6	4	Milled & Set	Bi-Metal	General Purpose
	48-42-2310	10	4	Milled & Set	Bi-Metal	General Purpose

T-SHANK



748029	48-42-5300	6	4	Milled & Set	Bi-Metal	Fast cutting, nail embedded wood
748030	48-42-5310	10	4	Milled & Set	Bi-Metal	Fast cutting, nail embedded wood
748031	48-42-5200	6	4	Milled & Set	High Carbon	Very fast rough cutting, wood
748032	48-42-5220	8	4	Milled & Set	High Carbon	Fast straight cutting, wood



748033	48-42-5302	6	4	Taper Ground	Bi-Metal	Very fast clean cutting
748034	48-42-5311	10	4	Taper Ground	Bi-Metal	Fast clean cutting
748035	48-42-5385	20	3	Taper Ground	Bi-Metal	Scroll cutting in wood & laminates
748037	48-42-5421	6	4	Ground & Set	High Carbon	Very fast rough cutting
748038	48-42-5500	6	4	Taper Ground	High Carbon	Very fast clean cutting
748036	48-42-5240	10	4	Taper Ground	High Carbon	Clean cutting
748039	48-42-5540	10	4	Taper Ground	High Carbon	Reverse tooth, no top splinters



748040	48-42-5850	8	4	Milled & Set	Bi-Metal	Aluminum, non-ferrous metals
748041	48-42-5190	14	3	Milled, Wavy Set	Bi-Metal	Thick metal over 1/4 inch thick
748042	48-42-5192	14	5-1/4	Milled, Raker Set	Bi-Metal	Thick metal, tubing, etc.
748043	48-42-5121	18	3	Milled, Wavy Set	Bi-Metal	Metal over 1/8 inch thick
748045	48-42-5161	24	3	Milled, Wavy Set	Bi-Metal	Metal under 1/8 inch thick
748044	48-42-5166	24	3	Milled, Wavy Set	Bi-Metal	Thin metal under 1/8 inch thick
748047	48-42-5101	14	3	Milled, Wavy Set	High Speed	Metal over 1/4 inch thick



748046 pack	49-22-1178					
	48-42-5121	18	3	Milled, Wavy Set	Bi-Metal	Metal cutting
	48-42-5161	24	3	Milled, Wavy Set	Bi-Metal	Metal cutting
	48-42-5190	14	3	Milled, Wavy Set	Bi-Metal	Metal cutting
	48-42-5300	6	4	Milled, Wavy Set	Bi-Metal	General purpose
	48-42-5310	10	4	Milled, Wavy Set	Bi-Metal	General purpose

LENOX



RECIPRO BLADE



JIGSAW BLADE

SKU NO.	MFG. NO.	SIZE
741539	20519	3" x 14T
741542	20522	3" x 18T
741537	20551	4" x 14T
741540	20553	4" x 18T
741543	20555	4" x 24T
741570	20557	6" x 6T
741576	20559	6" x 6T
741546	20561	6" x 10T

741549	20565	6" x 14T
741552	20567	6" x 18T
741555	20569	6" x 24T
741567	20571	6" x 6T
741558	20573	6" x 6T
741544	20574	6" x 4T
741561	20581	8" x 10 1/4 T
741550	20584	12" x 10 1/4 T
741564	20586	12" x 6T
741548	20587	9" x 6T










SKU NO.	MFG. NO.	SIZE
741578	20629	3 1/2" x 10T
741579	20660	3" x 14T
741582	20661	3" x 18T
741585	20662	3" x 24T
741580	20670	4 1/2" x 6T
741584	20672	4 1/2" x 10T
741594	20688	3 1/2" x 10 1/4 T
741597	20691	3 1/2" x 10T



HEAVY-DUTY SAWZALL® BLADES

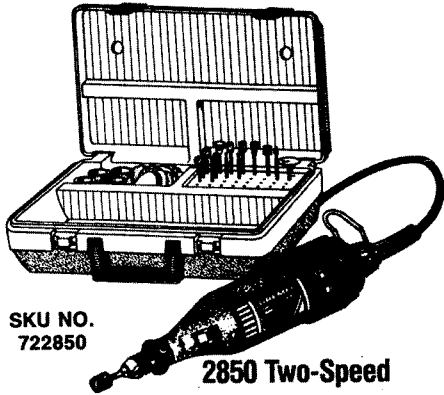
CUSTOM MILLED TEETH, SET AND HARDENED FOR MAXIMUM PERFORMANCE
 • 1/2" UNIVERSAL TANG FOR RECIPROCATING SAWS

WOOD CUTTING BLADES for cutting wood, nail embedded wood, all purpose, general roughing-in

	SKU NO.	MFG NO.	TEETH PER IN.	LENGTH INCHES	
	748007	48-01-5012	6	6	Fast cutting, all woods, nail embedded, composition materials.
	748001	48-00-5015	6	6	Extremely sharp, fast cutting with a smooth edge in nail free wood and plastic.
	748002	48-00-5016	6	9	
	748003	48-00-5017	6	12	
	748008	48-01-5031	5/8	6	Very fast cutting, nail embedded wood, general roughing-in.
	748009	48-01-5036	6	9	
	748010	48-01-5037	6	12	
	748011	48-01-5041	4/6	6	
	748012	48-01-5052	6	5	Long life, plaster, plaster with metal lath, plasterboard. Cuts on forward and backward stroke.
	748014	48-01-5092	10	6	All wood, nail embedded, composition material, plastic, ferrous, and non-ferrous metals.
	748013	48-01-5091	8/12	6	
	748015	48-01-5093	8/12	8	
	748016	48-01-5094	8/12	12	
	748017	48-01-5161	10	3-5/8	Scroll cutting.
	748018	48-01-5162	14	3-5/8	
	748019	48-01-5163	18	3-5/8	
	748020	48-01-5181	14	4	Metal conduit, tubing, channels, pipe.
	748021	48-01-5182	14	6	
	748026	48-01-5187	14	9	
	748022	48-01-5183	18	4	
	748023	48-01-5184	18	6	
	748027	48-01-5188	18	9	
	748028	48-01-5189	18	12	
	748024	48-01-5185	24	4	
748025	48-01-5186	24	6		
	748004	48-00-5021	5/8	6	Cut into walls that contain wood, nails, plaster and aluminum. Great for demolition work.
	748005	48-00-5026	5/8	9	
	748006	48-00-5027	5/8	12	
	SKU NO.	MFG NO.	GRIT	LENGTH INCHES	
	740325	48-00-1420	Coarse	6	Coarse grit for cutting hardwood flooring, cast iron, stainless steel, fiberglass materials ([polyesters, epoxies, melamines), ceramic tile, stone, slate, clay, pipe, carbon, brick, plaster, marble and chalkboard.
	748000	48-00-1430	Coarse	9	

3

MOTO-TOOL® KITS



SKU NO.
722850

2850 Two-Speed Moto-Tool Kit


- Model 285 two-speed Moto-Tool. Low 15,000 RPM, High 28,000 RPM.
- Motor specification: 120V, 50-60 Hz, AC, 1.15 amps.
- Long life lubricated bronze sleeve bearing motor provides steady power, smooth operation.
- Tapered housing shape for comfortable finger-tip control.
- Double insulated motor, no grounding required.
- 6 ft. two-wire cord requires no adapter plug.
- Thrust bearing for greater drilling capability.
- Keyless chuck for fast replacement of bits, up to 1/8" shank size. Also uses collets from 1/32" to 1/8" for fine control.
- Thoroughly tested before shipment.

2850 Kit Contains:

Qty.	Description
1	Model 285 Two-Speed Moto-Tool (includes 1/8" collet)
1	Deluxe Storage/Carrying Case

30 Piece Accessory/Bit Assortment

Qty.	Item	Qty.	Item
6	Cut-off Wheels, 409	1	Polishing Wheel, 425
3	Sanding Discs, 412	2	Silicon Carbide Grinding Stones, 85422, 85602
2	Mandrels, 401, 402	2	Aluminum Oxide Grinding Stones, 952, 932
1	Collet (9/32"), 481	1	Drum Sander, 407
1	1/8" Drill, 150	2	Sander Bands, 432
1	Cup Brush, 404	1	High Speed Cutter, 194
1	Paste Brush, 405	1	Engraving Cutter, 106
1	Wrench, 90962		
1	Dressing Stone, 415		
1	Keyless Chuck, 4480		
2	Felt Polishing Wheels, 414, 429		



Dremel reserves the right to substitute accessories of equal value for all kits, subject to availability. All Moto-Tools are made in U.S.A.

Collets for Moto-Tools

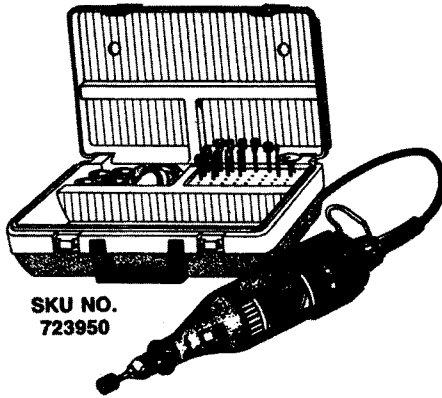


SKU NO.	No.	Size
743959	No. 480	1/8"
743962	No. 481	3/32"

Motor Brushes



722402 No. 990827 For Nos. 270, 280, 370 and 380 Moto-Tools



SKU NO.
723950

3955 Variable Speed Moto-Tool Kit


- Model 395 variable speed Moto-Tool (5,000-30,000 RPM) allows user to select the right speed for every job.
- Ball bearing motor construction reduces friction for longer motor life.
- Tapered housing shape for comfortable finger-tip control.
- Double insulated motor, no grounding required.
- 6 ft. two wire coil cord is compact for convenient storage in kit box. No adapter plug needed.
- Thrust bearing for greater drilling capability.
- Keyless chuck for fast replacement of bits, up to 1/8" shank sizes. Also uses collets from 1/32" to 1/8" for fine control.
- Thoroughly tested before shipment.
- *220 Volt Model No: 3960

3950 Kit Contains:

Qty.	Description
1	Model 395 Variable Speed Moto-Tool (includes 1/8" collet)
1	Deluxe Storage/Carrying Case

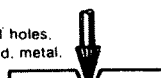
40 Piece Accessory/Bit Assortment

Qty.	Description	Qty.	Description
6	Cut-off Wheels, 409	1	Polishing Wheel, 425
7	Sanding Discs, 412	3	Silicon Carbide Grinding Stones, 85422, 85602, 84922
2	Mandrels, 401, 402	3	Aluminum Oxide Grinding Stones, 952, 932, 8202
1	Collet (9/32"), 481	3	Sanding Bands, (1) 408, (2) 432
1	1/8" Drill, 150	1	Drum Sander, 407
1	Cup Brush, 404	3	High Speed Cutters, 125, 191, 194
1	Paste Brush, 405		
1	Wrench, 90962		
1	Dressing Stone, 415		
1	Keyless Chuck, 4480		
2	Engraving Cutters, 106, 112		
2	Felt Polishing Wheels, 414, 429		



TYPICAL EXAMPLES

No. 125 Carving, tapered holes, shaping in wood, metal, plastic




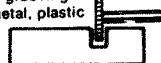
No. 414 Polishing metal, plastics



No. 428 Rust removal, polishing in metal, hardwoods



No. 199 Slotting, grooving in wood, metal, plastic



SKU NO.
722750

2750* Single Speed Moto-Tool Kit

- Model 275 Single Speed (28,000 RPM) Moto-Tool.
- Long-life, lubricated bronze sleeve bearing motor provides steady power, smooth operation.
- Tapered housing shape for comfortable finger-tip control.
- Double insulated motor, no grounding required.
- 6 ft. two-wire cord requires no adapter plug.
- Thrust bearing for greater drilling capability.
- Thoroughly tested before it's shipped.
- *220 Volt Model No: 2760

2750 Kit Contains:

Qty.	Description
1	Model 275 Single Speed Moto-Tool (includes 1/8" collet)
1	Accessory/Bit Holder

15 Piece Accessory/Bit Assortment

Qty.	Item	Qty.	Item
1	Aluminum Oxide Grinding Stone, 952	1	1/8" Drill, 150
1	Silicon Carbide Grinding Stone, 85422	2	Mandrels, 401, 402
1	Wrench, 90962	3	Cut-off Wheels, 409
1	Cup Brush, 404	3	Sanding Discs, 412
		2	Felt Polishing Wheels, 414, 429



Dremel reserves the right to substitute accessories of equal value for all kits, subject to availability. All Moto-Tools are made in U.S.A.

Mandrels 1/8" Shank

SKU NO.

740755 No. 401 Screw Mandrel is used with polishing accessories.

740758 No. 402 Mandrel to be used with all cutting wheels, sanding discs and polishing wheels.




401



402

Polishing Point



427

SKU NO.

743977 No. 427 Impregnated with emery for polishing metals. 1/4" dia. by 3/8" long. Fits Mandrel No. 424. Shape with Dressing Stone No. 415.



1/4" DRUM SANDER
 SKU NO. MFG NO.
 327814 430


1/4" DRUM SANDER BAND
 SKU NO. MFG NO.
 327822 431

1/4" FINE SANDING BAND 120 GRIT
 SKU NO. MFG NO.
 327836 438

3/8" DRUM SANDER
 SKU NO. MFG NO.
 118334 439

3/8" COARSE SANDER BAND 60 GRIT
 SKU NO. MFG NO.
 118346 440

3/8" FINE SANDER BAND 120 GRIT
 SKU NO. MFG NO.
 118353 444



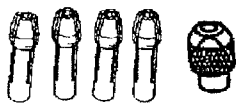
3/16" STRAIGHT ROUTER BIT
 SKU NO. MFG NO.
 650815 652

1/4" STRAIGHT ROUTER BIT
 SKU NO. MFG NO.
 120618 654



1/16" COLLET
 SKU NO. MFG NO.
 327863 482


1/32" COLLET
 SKU NO. MFG NO.
 328016 483



QUICK CHANGE COLLET NUT KIT
 includes collet #480, #481, #482, & #483
 SKU NO. MFG NO.
 328107 4485



16 PIECE CLEANING/POLISHING KIT
 SKU NO. MFG NO.
 357483 624



30 PIECE CUTTING & CARVING KIT
 SKU NO. MFG NO.
 357491 625



RUBBER POLISHING POINT
 for general polishing of most metals & stones
 SKU NO. MFG NO.
 118425 462

RUBBER POLISHING POINT
 for fine polishing of precious metals, stones & ceramics
 SKU NO. MFG NO.
 118312 465



RUBBER POLISHING POINT
 for general polishing of most metals & stones
 SKU NO. MFG NO.
 118304 463

RUBBER POLISHING POINT
 for fine polishing of precious metals, stones & ceramics
 SKU NO. MFG NO.
 118323 466



RUBBER POLISHING POINT
 for general polishing most metals & stone
 SKU NO. MFG NO.
 118395 461

RUBBER POLISHING POINT
 for fine polishing of precious metals, stones & ceramics
 SKU NO. MFG NO.
 118455 464



1/8" SCREW MANDREL
 for #427 polishing wheel
 SKU NO. MFG NO.
 566932 424




1/2" DIAMETER BRISTLE BRUSH
 for light deburring of metal, general cleaning and
 polishing of silverware, jewelry & metal surfaces
 SKU NO. MFG NO.
 564135 404



1/8" DIAMETER BRISTLE BRUSH
 for light deburring of metal, general cleaning and
 polishing of silverware, jewelry and metal surfaces
 SKU NO. MFG NO.
 564754 405




3/16" PILOT COVE BIT
 SKU NO. MFG NO.
 124420 613




1/8" STRAIGHT ROUTER BIT
 SKU NO. MFG NO.
 357434 650



DRYWALL CUTTING BIT
 SKU NO. MFG NO.
 118185 560



SPIRAL CUTTING BIT
 SKU NO. MFG NO.
 118497 561



TILE CUTTING BIT
 SKU NO. MFG NO.
 118557 562



MULTI-PURPOSE KIT
 Includes 2 drywall cutting bits & 1 spiral cutting bit
 SKU NO. MFG NO.
 118205 565

TILE CUTTING KIT
 Includes 1 ceramic tile cutting bit
 SKU NO. MFG NO.
 118213 566



ALUMINUM OXIDE ABRASIVE WHEEL
 SKU NO. MFG NO.
 650793 500



1OZ POLISHING COMPOUND
 used with buffing wheel to produce a high luster
 on metals and plastics
 SKU NO. MFG NO.
 566924 421



FIBERGLASS-REINFORCED CUT OFF WHEEL
 1-1/4" diameter, .045" thick, 5 pack
 SKU NO. MFG NO.
 740113 426



3/4" COARSE SANDING DISK 180 GRIT
 SKU NO. MFG NO.
 564762 411


3/4" MEDIUM SANDING DISK 220 GRIT
 SKU NO. MFG NO.
 566692 412

3/4" FINE SANDING DISK 240 GRIT
 SKU NO. MFG NO.
 566706 413

3



44 PIECE SANDING & GRINDING SET
 SKU NO. MFG NO.
 357749 626



50 PIECE GENERAL PURPOSE BIT SET
 SKU NO. MFG NO.
 357756 627



65 PIECE CUT OFF WHEEL ASSORTMENT
 includes 7 #426, 36 #409, and 20 #420
 SKU NO. MFG NO.
 791753 690



125 PIECE GENERAL PURPOSE SET
 allows one to cut, carve, sand, grind, clean and polish
 SKU NO. MFG NO.
 791767 695



1/4" HIGH SPEED CUTTER
 SKU NO. MFG NO.
 650047 100

5/16" HIGH SPEED CUTTER
 SKU NO. MFG NO.
 564663 114



1/4" HIGH SPEED CUTTER
 SKU NO. MFG NO.
 650264 116



1/4" HIGH SPEED CUTTER
 SKU NO. MFG NO.
 564677 117



1/4" HIGH SPEED CUTTER
 SKU NO. MFG NO.
 650286 121



5/16" HIGH SPEED CUTTER
 SKU NO. MFG NO.
 650363 124



5/16" HIGH SPEED CUTTER
 SKU NO. MFG NO.
 564685 134



5/16" HIGH SPEED CUTTER
 SKU NO. MFG NO.
 564713 144



3/8" HIGH SPEED CUTTER
 SKU NO. MFG NO.
 650427 178



3/32" HIGH SPEED CUTTER
 SKU NO. MFG NO.
 650515 190

1/8" HIGH SPEED CUTTER
 SKU NO. MFG NO.
 650526 191



9/32" HIGH SPEED CUTTER
 SKU NO. MFG NO.
 650766 198



1/4" STRUCTURED TOOTH TUNGSTEN CARBIDE CUTTER
 SKU NO. MFG NO.
 652357 9931



5/16" STRUCTURED TOOTH TUNGSTEN CARBIDE CUTTER
 SKU NO. MFG NO.
 567922 9933



1/8" STRUCTURED TOOTH TUNGSTEN CARBIDE CUTTER
 SKU NO. MFG NO.
 566987 9901



3/32" TUNGSTEN CARBIDE CUTTER
 SKU NO. MFG NO.
 652112 9902



1/8" TUNGSTEN CARBIDE CUTTER
 SKU NO. MFG NO.
 566995 9903



3/32" TUNGSTEN CARBIDE CUTTER
 SKU NO. MFG NO.
 652266 9904



1/8" TUNGSTEN CARBIDE CUTTER
 SKU NO. MFG NO.
 652294 9905



1/8" TUNGSTEN CARBIDE CUTTER
 SKU NO. MFG NO.
 652302 9906



1/8" TUNGSTEN CARBIDE CUTTER
 SKU NO. MFG NO.
 652316 9909



1/8" TUNGSTEN CARBIDE CUTTER
 SKU NO. MFG NO.
 652344 9910



9/32" SILICONE CARBIDE GRINDING POINTS
 SKU NO. MFG NO.
 567985 83142




7/16" ALUMINUM OXIDE GRINDING STONE
 SKU NO. MFG NO.
 652104 911




1/16" SMALL ENGRAVING CUTTER
 SKU NO. MFG NO.
 650082 109



3/64" SMALL ENGRAVING CUTTER
 SKU NO. MFG NO.
 650173 112



1/32" SMALL ENGRAVING CUTTER
 SKU NO. MFG NO.
 564636 111



5/64" SMALL ENGRAVING CUTTER
 SKU NO. MFG NO.
 650133 110

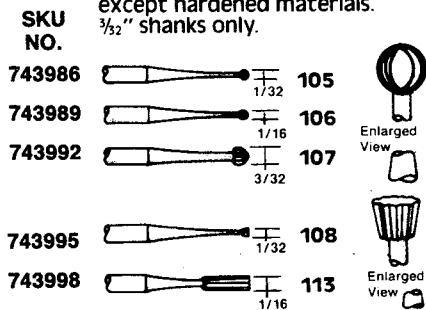
MOTO TOOL FLEX SHAFT
 SKU NO. MFG NO.
 617092 225

3

Accessories For All Moto-Tools

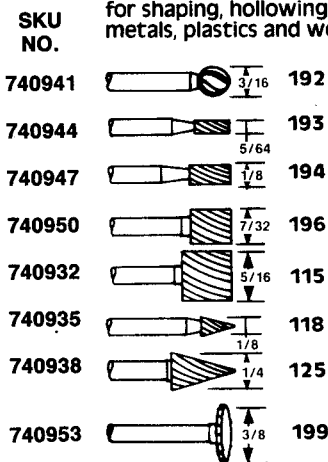
Small Engraving Cutters

Ideal for engraving, carving, routing in wood, fiber, plastic and soft metals — everything except hardened materials. 1/32" shanks only.

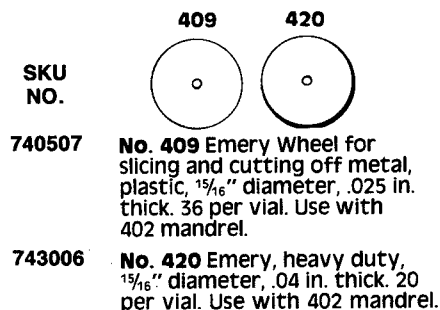


High Speed Cutters

Made of high quality steel. All have 1/8" shanks. Can be used for shaping, hollowing most metals, plastics and woods.



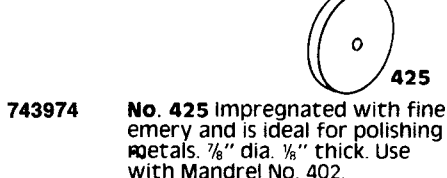
Cut-off Wheels



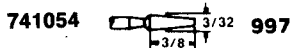
Cloth Polishing Wheel



Polishing Wheel

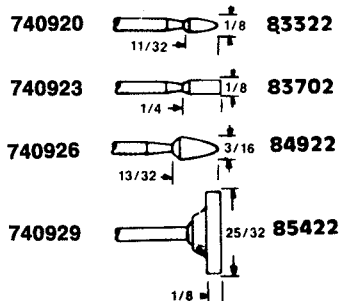


Mounted Aluminum Oxide Grinding Stone (Continued)



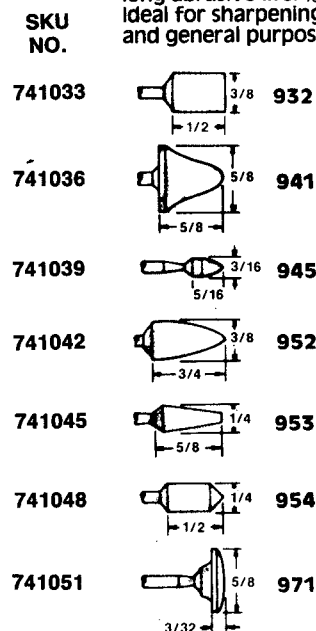
Silicon Carbide Grinding Stones

Made especially for grinding on hard steel, ceramics, glass and other hard materials. 1/8" shanks.



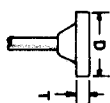
Mounted Aluminum Oxide Grinding Stones

Highest industrial quality with long abrasive life. 1/8" shanks. Ideal for sharpening, deburring and general purpose grinding.



Plain Shaped Aluminum Oxide Grinding Stones

Ideal for sharpening, deburring and general purpose grinding. All have 1/8" shanks.



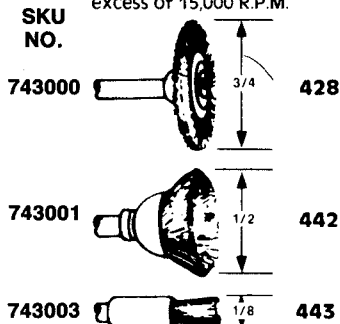
SKU NO.	No.	Dia.	Thickness
740119	8153	3/8"	3/8"
740122	8175	3/8"	3/8"
740125	8193	3/8"	3/8"
740128	8215	1"	1/8"

Brush Accessories

Wire Brushes*

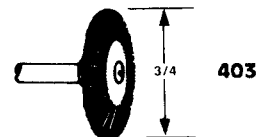
Nos. 428, 442, 443
 Small, versatile steel brushes for efficiently removing rust and corrosion, polishing metal surfaces. 1/8" shanks.

*For best results do not run in excess of 15,000 R.P.M.



Bristle Brushes

743004 Nos. 403,
 For cleaning and polishing silverware, jewelry and metal surfaces. Ideal for hard to reach places. 1/8" shanks.



Sanding Accessories

No. 407 Ideal for rough shaping wood and smoothing fiberglass. Sander bands are replaceable and available in 1/2" size. Comes with one band. 1/8" shank.

741024 Drum Sander No. 407

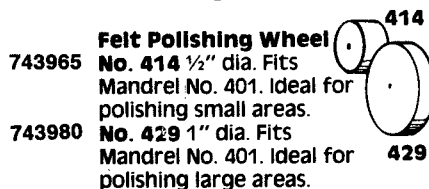


Drum Sander Bands No. 408,

741027 No. 408 1/2" dia. Coarse (60) Grit Sander Band. 6 per pack.

741030 No. 432 1/2" dia. Fine (120) Grit Sander Band. 6 per pack.

Polishing Accessories



Felt Polishing Wheel

No. 414 1/2" dia. Fits Mandrel No. 401. Ideal for polishing small areas.

No. 429 1" dia. Fits Mandrel No. 401. Ideal for polishing large areas.

Felt Polishing Tip

743968 No. 422 3/8" dia. Ideal for polishing in corners and hard-to-get-at places. Fits Mandrel No. 401.



743983 No. 460 Polishing Point No. 427 and Mandrel No. 424.



Oldham
UNITED STATES SAW
CROSSCUT SAWS

Cutting across grain of hard or soft woods. Fast cut without feathering



SKU NO.	PART NUMBER	Diameter		No. of Teeth	Arbor	Plate Thickness*
		Inches	mm			
740252	650-CC	6½"	165	100	UNIV.	.060
740258	725-CC	7¼"	184	100	UNIV.	.060
740261	800-CC	8"	203	100	UNIV.	.070
740267	100-CC	10"	254	100	5/8"	.070

3

METAL CUTTING

For cutting ferrous metals, sheet metal, corrugated steel roofing, siding partition studding to 1/8" thickness.

SKU NO.	PART NUMBER	Diameter		No. of Sections	Arbor	Plate Thickness*
		Inches	mm			
740390	600-M	6"	152	16	UNIV.	.060
740393	700-M	7"	178	16	5/8"	.060
740396	800-M	8"	203	16	UNIV.	.070
740398	100-M	10"	254	16	5/8"	.070

Blade must be lubricated.

ALUMINUM & PLASTIC

Cutting aluminum sheets, tubing, siding and copper and brass plastic tubing, formica, vinyl siding, etc.



SKU NO.	PART NUMBER	Diameter		No. of Teeth	Arbor	Plate Thickness*		
		Inches	mm					
740360	650-HG	6½"	165	60	UNIV.	.080	.040	.080
740366	725-HG	7¼"	184	60	UNIV.	.080	.040	.080
740369	800-HG	8"	203	64	UNIV.	.080	.040	.080
740375	100-HG	10"	254	80	5/8"	.090	.050	.090

HOLLOW GROUND PLANER

For smooth cutting of wood in any direction and rapid hand feeding.



SKU NO.	PART NUMBER	Diameter		No. of Teeth	Arbor	Plate Thickness*			Collar
		Inches	mm						
740381	600-AP	6"	152	150	UNIV.	.060	.030	.060	2"
740384	700-AP	7"	178	150	UNIV.	.080	.040	.080	3"
740387	800-AP	8"	203	150	UNIV.	.080	.040	.080	3½"
740389	100-AP	10"	254	150	5/8"	.090	.050	.090	4"

Keep materials from contacting center hub on blade.

SAW BLADE BUSHINGS

Keeps blade from slipping and holds blade straight.

SKU NO.	SIZE
740493	1" x 3/4"
740496	1" x 3/4"
740499	DIAMOND x 5/8"
740502	3/4" x 5/8"
740508	5/8" x 1/2"

Our catalog does not contain everything in our inventory. If there are products you do not find that are related to those in this catalog call 437-1288 so that we may assist you.



CHISEL TOOTH COMBINATION

For fast cutting in any direction for portable saws



SKU NO.	PART NUMBER	Diameter		No. of Teeth	Arbor	Plate Thickness*
		Inches	mm			
740528	438-C	4 ³ / ₈ "	111	30	20mm	.040
740282	650-C	6 ¹ / ₂ "	165	24	UNIV.	.060
740288	725-C	7 ¹ / ₄ "	184	26	UNIV.	.060
740291	800-C	8"	203	26	UNIV.	.070
740294	900-C	9"	229	32	5/8"	.070
740297	100-C	10"	254	32	5/8"	.070

"V" TYPE COMBINATION RIP

For general ripping and cross cutting

"V" tooth cuts faster



SKU NO.	PART NUMBER	Diameter		No. of Teeth	Arbor	Plate Thickness*
		Inches	mm			
740303	650-CT	6 ¹ / ₂ "	165	40	UNIV.	.060
740309	725-CT	7 ¹ / ₄ "	184	40	UNIV.	.060
740312	800-CT	8"	203	40	UNIV.	.070
740315	900-CT	9"	229	40	5/8"	.070
740318	100-CT	10"	254	44	5/8"	.070
740321	120-CT	12"	305	44	1"	.096

PLYWOOD VENEER

For fine, extra clean cutting also thin plastic and cellotex



SKU NO.	PART NUMBER	Diameter		No. of Teeth	Arbor	Plate Thickness*
		Inches	mm			
740522	438-P	4 ³ / ₈ "	111	80	20mm	.040
740324	650-P	6 ¹ / ₂ "	165	140	UNIV.	.060
740330	725-P	7 ¹ / ₄ "	184	150	UNIV.	.060
740333	800-P	8"	203	180	UNIV.	.060
740339	100-P	10"	254	200	5/8"	.060

NOVELTY COMBINATION

For fast cutting in any direction especially mitreing and home workshops



SKU NO.	PART NUMBER	Diameter		No. of Teeth	Arbor	Plate Thickness*
		Inches	mm			
740342	650-NC	6 ¹ / ₂ "	165	60	UNIV.	.060
740348	725-NC	7 ¹ / ₄ "	184	60	UNIV.	.060
740351	800-NC	8"	203	64	UNIV.	.070
740354	900-NC	9"	229	80	5/8"	.070
740357	100-NC	10"	254	80	5/8"	.070

RIP SAW


For hard or soft woods



SKU NO.	PART NUMBER	Diameter		No. of Teeth	Arbor	Plate Thickness*
		Inches	mm			
740231	650-R	6 ¹ / ₂ "	165	36	UNIV.	.060
740237	725-R	7 ¹ / ₄ "	184	36	UNIV.	.060
740240	800-R	8"	203	36	UNIV.	.070
740246	100-R	10"	229	36	5/8"	.070

3

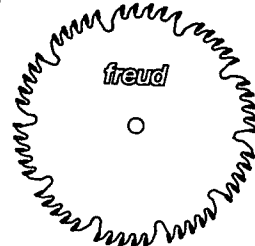
LU85M *freud* **LU84M**



Ultimate Wood Cut Off Blade

This is the ultimate cut off blade for hardwood and softwood. This was designed to produce a glass smooth surface on the cut. Teflon coated.

SKU NO.	MFG. NO.	DIA.	TEETH	ARBOR
740495	LU85M010	10"	80ATB	5/8"

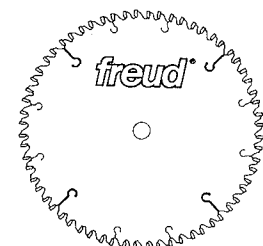


Combination Blade

This blade was engineered for crosscutting or ripping hard and softwood. This is one of our most popular blades with the fine woodworker and small shops where a saw is used for both operations.

SKU NO.	MFG. NO.	DIA.	TEETH	ARBOR
740492	LU84M011	10"	50COM	5/8"

LU89M




Ultimate Non-Ferrous Blade

This blade has a triple chip tooth and a 5° negative hook to provide a smooth, fast cut in non-ferrous metals. The gullet design gives maximum chip ejection. A fluid lubricant must be used and can be as simple as a spray of any petroleum based product.

SKU NO.	MFG. NO.	DIA.	TEETH	ARBOR
740480	LU89M010	10"	72TCG	5/8"

3

LU73M




Good Crosscut Blade

This blade is designed with a 7° hook angle and alternate top bevel grind to provide a good cross cut in plywood, particle board, hard and softwood.

SKU NO.	MFG. NO.	DIA.	TEETH	ARBOR
740477	LU73M010	10"	60ATB	5/8"

LM72M




Ultimate Wood Rip Blade

This blade is excellent for a finish cut when ripping hardwood and softwood where speed of cutting is less important than cut smoothness. It is ideal for the finish needed for lumber to be glued up.

SKU NO.	MFG. NO.	DIA.	TEETH	ARBOR
740468	LM72M010	10"	24 FLAT	5/8"
740471	LU7M010	10"	GENERAL	5/8"

LU82M



Good Crosscut/Rip Blade

If you want to buy just one blade for your saw to get a good cross cut and a good rip cut, then this is the blade. The deep gullets in the blade allows you to rip hard and softwoods with ease.


SKU NO.	MFG. NO.	DIA.	TEETH	ARBOR
740486	LU82M010	10"	60TCG	5/8"



CARBIDE FINISHING BLADE TK206

SKU NO.	MFG. NO.	DIA.	TEETH
740406	TK201	6 1/2"	24 G.P.
740407	TK203	7" x 7 1/4"	24 G.P.
740409	TK204	8" x 8 1/4"	24 G.P.
740413	TK206	10"	24 G.P.
740415	TK301	6 1/2"	24 G.P.
740416	TK303	7" x 7 1/4"	40 FINE
740418	TK304	8" x 8 1/4"	40 FINE
740419	TK305	9"	40 FINE
740421	TK306	10"	40 FINE
740460	TK406	10"	60T
740462	TK501	6 1/2"	12T
740464	TK503	7" x 7 1/4"	14T
740466	TK504	8" x 8 1/4"	18T
740422	TK901	6 1/2"	30 COMB
740424	TK903	7" x 7 1/4"	30 COMB
740427	TK904	8" x 8 1/4"	35 COMB
740428	TK905	9"	40 COMB
740433	TK906	10"	50 COMB

LU81M



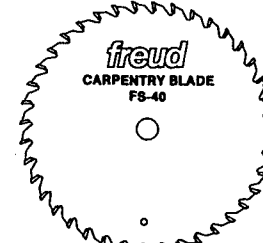
Thick or Stacked Chipboard

This blade is an excellent alternative to higher tooth triple chip blades. When the job requires cutting thick material at fast speeds, this blade will do the job.

Ideal working range from 1 1/4" to 3 1/2" thick. Thinner or thicker material may be cut, but some loss of surface finish may occur.

Use on all table saws, radial arm saws, or miter saws for chipless cuts in chipboard, laminates, melamine, or solid surface materials.

SKU NO.	MFG. NO.	DIA.	TEETH	ARBOR
740483	LU81M010	10"	40TCG	5/8"




CARBIDE CARPENTRY BLADE FS40

SKU NO.	MFG. NO.	SIZE	TEETH
740504	FS40	7 1/4"	40 FINE

CARBIDE CARPENTRY BLADE FS24

SKU NO.	MFG. NO.	SIZE	TEETH
740479	FS24	7" x 7 1/4"	24GP



FRAMING/RIPPING COMBINATION

- Most popular all-purpose blade for ripping and crosscut.
- Small number of teeth for fast cutting when smooth finish is not needed
- Ideal blade for house framing
- Alternate top bevel grind

CARDED STOCK NO.	CARDED SHELF PACK QUANTITY	BLADE DIAMETER	NO. OF TEETH	ARBOR HOLE
15030	5	7-7/4"	16	Univ.

SKU NO. 740251

MASTER COMBINATION



- General purpose blade for cross-cutting in hard and soft woods
- Can also be used in cutting plywood and composition board
- Alternate top bevel grind

CARDED STOCK NO.	CARDED SHELF PACK QUANTITY	BLADE DIAMETER	NO. OF TEETH	ARBOR HOLE
15130	5	7-7/4"	24	Univ.

SKU NO. 740253

TRIM & FINISH



- For general purpose use when cross-cutting and trimming in all woods ... paneling, plywood and chipboard
- Alternate top bevel grind

CARDED STOCK NO.	CARDED SHELF PACK QUANTITY	BLADE DIAMETER	NO. OF TEETH	ARBOR HOLE
15230	1	7-7/4"	40	Univ.

SKU NO. 740255

NON-FERROUS METAL CUTTER



- For cutting all types of non-ferrous metals such as aluminum, brass, copper and lead
- Do not use on ferrous metals such as steel and iron
- Triple chip grind

CARDED STOCK NO.	CARDED SHELF PACK QUANTITY	BLADE DIAMETER	NO. OF TEETH	ARBOR HOLE
15530	5	7-7/4"	40	Univ.

SKU NO. 740257

PLASTIC CUTTER



- For cutting all types of plastics including polystyrene, plexiglas, laminates and similar materials
- Triple chip grind

CARDED STOCK NO.	CARDED SHELF PACK QUANTITY	BLADE DIAMETER	NO. OF TEETH	ARBOR HOLE
15830	5	7-7/4"	40	Univ.

SKU NO. 740259

WHERE TO GET IT?
 If you can't find it
 in our catalog check us
 out at our website:
addisononline.com
 or e-mail us at:
abmsls@aol.com

**PLACE YOUR ORDERS BY FAX ON
 OUR ORDER FORM TO RECEIVE
 YOUR SPECIAL 2% DISCOUNT.**

**WE ARE PLEASED TO SPECIAL
 ORDER ITEMS THAT ARE NOT
 ALREADY IN OUR INVENTORY**

3

UNITED ABRASIVES SAIIT

High Speed Cut-off Blade (for portable saws)

Flap Wheels

SAITECH Depressed Center Grinding Wheel



SKU NO.	MFG. NO.	TYPE	SIZE
740081	20085	27A24N	7" STEEL
740084	20087	27A24N	7" MASON
740087	20095	27A24N	9" STEEL
740090	20097	27C24N	9" MASON
740093	21004	28A24N	7" STEEL
740096	21014	28A24N	9" STEEL



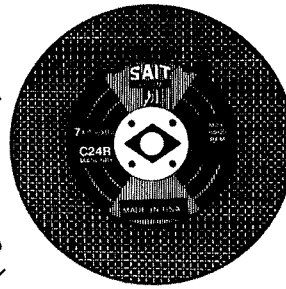
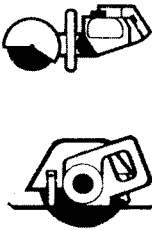
CUP WHEEL

SKU NO.	MFG. NO.	TYPE	SIZE
740144	26002	11CA16	4" x 3"
740147	26012	11CA16	5" x 4"
740150	26022	11CA16	6" x 4 3/4"



GRINDING WHEELS

SKU NO.	MFG. NO.	SIZE	TYPE
109041	MM109041	4" x 1/2" x 1"	Fine
109058	MM109058	4" x 1/2" x 1"	Medium
109090	MM109090	4" x 3/4" x 1"	Coarse
109074	MM109074	4" x 3/4" x 1"	Fine
109082	MM109082	4" x 3/4" x 1"	Medium
109140	MM109140	5" x 3/4" x 1"	Coarse
109124	MM109124	5" x 3/4" x 1"	Fine
109132	MM109132	5" x 3/4" x 1"	Medium
109207	MM109207	6" x 3/4" x 1"	Coarse
109181	MM109181	6" x 3/4" x 1"	Fine
109199	MM109199	6" x 3/4" x 1"	Medium
109231	MM109231	6" x 1" x 1"	Coarse
109215	MM109215	6" x 1" x 1"	Fine
109223	MM109223	6" x 1" x 1"	Medium




SKU NO.	MFG. NO.	TYPE	SIZE
740123	23222	A24R	6 1/2" STEEL
740126	23234	A24R	7" STEEL
740129	23258	A24R	8" STEEL
740132	23302	A24R	9" STEEL
740138	23400	A24R	12" x 7/8" STEEL
740135	23410	A24R	12" x 1" STEEL
740141	23412	A24R	12" x 20MM STEEL
740142	23450	A24R	14" x 1" STEEL
740099	23223	C24R	6 1/2" MASON
740102	23235	C24R	7" MASON
740105	23259	C24R	8" MASON
740108	23303	C24R	9" MASON
740114	23402	C24R	12" x 7/8" MASON
740111	23413	C24R	12" x 1" MASON
740120	23423	C24R	12" x 20MM MASON
740117	23451	C24R	14" x 1" MASON

ROTO STRIPPER


Fine Grade, Fits Any 1/4" Drill. Can Be Used On Wood And Soft Surfaces. For Course Use On Metal And Hard Surfaces.



SKU NO.	MFG. NO.	TYPE
108688	FGI	Fine
108779	CGI	Course




SKU NO.	MFG. NO.	TYPE	SIZE
740181	70060		2 1/2" x 60 GRIT
740184	70062		2 1/2" x 120 GRIT
740187	70064		2 1/2" x 240 GRIT
740191	70100		3" x 60 GRIT
740194	70102		3" x 120 GRIT
740197	70104		3" x 240 GRIT



KNOT WIRE WHEEL FOR SMALL GRINDERS

SKU NO.	MFG. NO.	SIZE
740816	06426	4" x 5/8-11
740822	06428	4" x M10-1.25
740819	06429	4" x M10-1.5
740825	06430	4" x 1/2-13
740828	06386	6" x 5/8, 1/2"

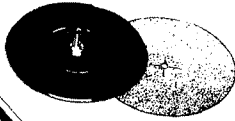


KNOT WIRE CUP BRUSH

SKU NO.	MFG. NO.	SIZE
740766	06407	4" x 5/8-11
740768	06409	6" x 5/8-11
740777	06414	3" x 5/8-11
740780	06416	3" x M10-1.25
740783	06417	3" x M10-1.5


WIRE WHEEL ARBOR

SKU NO.	MFG. NO.	SIZE
740759	95201	2" x 1/2
740762	95203	2" x 3/4"
740764	95204	



SANDING & POLISHING KIT
 Includes Flexible 5" Disc Sander, 6" Bonnet And 7 Ass'd. Sanding Discs.

SKU NO. 112672 MFG. NO. 407




FLEXIBLE DISC SANDER
 5" Flexible Disc Sander. Made Of Flexible Rubber With A Steel Center Insert. Comes With One Sanding Disc And Adapter To Fit Any 1/4" Drill Chuck.

SKU NO. 112706 MFG. NO. 6-5



BUFFING COMPOUND


SKU NO.	MFG. NO.	TYPE	SIZE
744033	BTC6	TRIPOL	3.8 oz.
744038	BCR1	CHROM ROUGE	4.8 oz.
744032	BE5	EMERY	4.8 oz.
744035	BJR1	JEWEL ROUGE	4.0 oz.
744036	BPBC	PLASTIC	4.0 oz.
744039	BSCR	STAINLESS	4.8 oz.



LAMBSWOOL BONNET
 6" Lambswool Bonnet With 3/4" Pile. On its Original Leather Backing With Tiw String. To Be Used On A 5" Pad. Bonnet May Be Washed In Warm Soap And Water For Repeated Usage.

SKU NO. 112680 MFG. NO. 650

3



BUFFING WHEELS

SKU NO.	MFG. NO.	SIZE
740875	BP-25	4" x 1/4"
740866	BP-25	6" x 1/4"
FACE CUSION		
740869	BP-36	4" x 1/2"
740860	BP-36	6" x 1/2"
FACE CANTON FLANNEL		
740872	BP-60	4" x 1/2"
740863	BP-60	6" x 1/2"

740827	5258	2"	Ex. Coarse	6,000				
--------	------	----	------------	-------	--	--	--	--

2" WIRE BRUSH Extra-wide, heavy-duty, extra-coarse wire brush for all electric drills and bench motors. 1/4" shank.

740767	4203	1 1/2"	Coarse	6,000	.012"		
740770	4204	1 1/2"	Fine	6,000	.008"		
740773	4205	2"	Coarse	6,000	.012"		
740776	4206	2"	Fine	6,000	.008"		
740779	4207	2 1/2"	Coarse	6,000	.012"		
740782	4208	2 1/2"	Fine	6,000	.008"		
740785	4209	3"	Coarse	4,500	.012"		
740788	4210	3"	Fine	4,500	.008"		
740791	4211	3 1/2"	Coarse	4,500	.012"		
740794	4212	3 1/2"	Fine	4,500	.008"		


MOUNTED WIRE BRUSHES—CARDED For all electric drills and bench motors. 1/4" shank.

740797	4215	2"	Coarse	3,000	.012"		
740800	4216	2"	Fine	3,000	.008"		

WIRE CUP BRUSHES—CARDED For all electric drills and bench motors. Designed to get into corners and hard-to-reach areas. 1/4" shank.

740803	4217	3"	Coarse	5,000	.012"		
740806	4218	3"	Fine	5,000	.008"		

- 740183 4453
- 740186 4454
- 740189 4455
- 740192 4456
- 740195 4457
- 740198 4458
- 740201 4459
- 740210 4460
- 740204 4461
- 740207 4462



MOUNTED STONE POINTS Industrial quality vitrified aluminum grain stone. 1/4" shank. Maximum RPM 2,500.

ASSORTMENTS

SKU NO.	MFG. NO.	DESCRIPTION
740216	4579	Mounted Grinding Wheel
740213	4582	Mounted Grinding Stone

WIRE WHEELS—CARDED For electric drills and bench motors. All brushes have 1/2" arbor except 6" which have 1/2" - 5/8" knockout bushing.

1/4" HEX INSERT



1/4" HEX INSERT

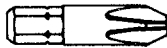


SKU NO.	Point Size	Overall Length		Part Number
		in.	mm	
741390	1	1	25.4	440-1
741393	2	1	25.4	440-2
741396	3	1	25.4	440-3
741399	4	1 1/4	31.8	440-4
741402	2	2	50.8	440-22



Limited Clearance

741405	0	1	25.4	446-0
741408	1	1	25.4	446-1
741411	2	1	25.4	446-2



Large Body


741415	3	1 1/4	31.8	440-3BN (SD-333)
--------	---	-------	------	------------------

1/4" HEX POWER DRIVE



SKU NO.	Point Size	Body Diameter		Overall Length 1 1/4" (49.2 mm)
		in.	mm	Part Number
741273	1	3/16	4.8	491
741276	2	1/4	6.4	492
741279	3	1/4	6.4	4930

7/16" HEX POWER DRIVE



SKU NO.	Point Size	Body Diameter		Overall Length 3 1/2" (88.9 mm)
		in.	mm	Part No.
703520	2	1/4	6.4	482
741282	4	3/8	9.5	484

1/4" HEX INSERT



SKU NO.	Overall Length		Driver Size	A (Ref.)	Part Number
	in.	mm			
703502	1	25.4	T-8	.090	440-TX-08
741417	1	25.4	T-10	.107	440-TX-10
741420	1	25.4	T-15	.128	440-TX-15
741423	1	25.4	T-20	.151	440-TX-20
741426	1	25.4	T-25	.173	440-TX-25
703503	1	25.4	T27	.195	440-TX-27
741429	1	25.4	T-30	.216	440-TX-30
741432	1	25.4	T-40	.260	440-TX-40

5/16" HEX INSERT

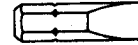


SKU NO.	Overall Length		Driver Size	A (Ref.)	Part Number
	in.	mm			
741456	1 1/4	31.8	T-45	.306	480-TX-45
741459	1 1/4	31.8	T-50	.346	480-TX-50

BITS


SKU NO.	Screw Size	Overall Length		Blade Thickness (approx.)		Blade Width		Part Number
		in.	mm	in.	mm	in.	mm	
741321	4F-5R	1	25.4	.034	.86	.185	4.70	445-10
741324	5F-6R	1	25.4	.036	.91	.216	5.49	445-20
741327	6F-7R	1	25.4	.038	.97	.248	6.30	445-30

1/4" HEX INSERT



741330	4F-5R	1	25.4	.034	.86	3/16	4.8	445-1
741333	6F-8R	1	25.4	.040	1.02	7/32	5.6	445-2
741336	8F-10R	1	25.4	.042	1.07	1/4	6.4	445-3
741339	10F-12R	1	25.4	.046	1.17	9/32	7.1	445-4

1/4" HEX INSERT



Large Body

741342	12F-14R	1 1/2	38.1	.050	1.27	5/16	7.9	445-5
741345	14F-16R	1 1/2	38.1	.055	1.40	23/64	9.1	445-6

1/4" HEX POWER DRIVE



SKU NO.	Screw Size	Blade Thickness (approx.)		Body Diameter		Part Number
		in.	mm	in.	mm	
741285	4F-5R	.034	.86	.187	4.75	320-1
741288	5F-6R	.036	.91	.250	6.35	320-2
741291	6F-8R	.038	.97	.250	6.35	320-3
741294	8F-10R	.042	1.07	.275	6.99	320-4
741297	10F-12R	.046	1.17	.312	7.92	320-5
741300	12F-14R	.050	1.27	.360	9.14	320-6
Overall Length 2 3/4" (69.9 mm)						
741301	8F-10R	.042	1.07	.275	6.99	326-4

1/4" HEX POWER DRIVE



SKU NO.	POWER BIT, with Finder Sleeve, COMPLETE								
	Part No.	UPC*	Screw Size	Nominal Blade Thickness		Bit Body Diameter		Overall Bit Length	
				in.	mm	in.	mm	in.	mm
741303	L-320	06042	5F-6R	.036	.91	.193	4.90	3 3/4	95.3
741306	M-320	06595	6F-8R	.038	.97	.241	6.12	3 3/4	95.3
741309	P-320	08812	8F-10R	.042	1.07	.290	7.37	3 3/4	95.3
741312	R-320	08977	10F-12R	.046	1.17	.350	8.89	3 3/4	95.3
741315	S-320	09343	12F-14R	.050	1.27	.395	10.03	3 3/4	98.4
741318	T-320	12992	14F-16R	.055	1.40	.457	11.61	4 1/4	104.8

QUALITY SOCKETS

1/4" SQUARE DRIVE SOCKETS FOR SAE HEX SHEET METAL SCREWS

Use these sockets with self-drilling and tapping screws.

Type B



Maximum hardness

SKU NO.	Broached Opening in.	Part Numbers	
		Single Hex	UPC*
741427	3/16	1P06	18792
741428	7/32	1P07	18793
741430	1/4	1P08	18794
741431	9/32	1P09	18795
741433	5/16	1P10	18796
741434	11/32	1P11	18797
741436	3/8	1P12	18798
741437	7/16	1P14	18799

SKU NO.	Broached Opening in.	Part Numbers	
		Magnetic	UPC*
741439	3/16	M1P06	08467
741440	7/32	M1P07	08469
703505	1/4	M1P08	08471
703506	9/32	M1P09	08477
741445	5/16	M1P10	08479
741446	11/32	M1P11	08483
741448	3/8	M1P12	08485
741449	7/16	M1P14	08487

3

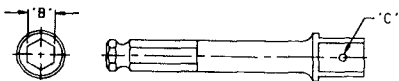
NUTSETTERS FOR HEX NUTS

1/4" HEX DRIVE FOR DRIVING SAE SHEET METAL SCREWS



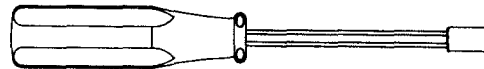
SKU NO.	Hex Opening Size in.	Part Number	UPC*	Drive Shank	Overall Length		Shank Body Diameter		Socket Body Diameter	
					in.	mm	in.	mm	in.	mm
741451	1/4	MDB-08	07403	1/4 Hex	29/16	65.1	5/16	7.9	7/16	11.1
741452	5/16	MDB-10	07405	1/4 Hex	29/16	65.1	5/16	7.9	1/2	12.7
741454	3/8	MDB-12	07407	1/4 Hex	29/16	65.1	5/16	7.9	9/16	14.3

MALE HEX DRIVE FOR 1/4" SQUARE DRIVE SOCKETS



1/4" Male Square						
SKU NO.	Part Number	UPC*	Hex Drive B in.	Type of Lock C	Length in. mm	
741419	EX-250	01678	1/4	Pin	1 3/8	34.9
741418	EX-250-2	01713	1/4	Pin	2	50.8
741422	EX-250-3	01723	1/4	Pin	3	76.2
741424	EX-250-6	01731	1/4	Pin	6	152.4
741421	EX-250-8	01735	1/4	Pin	8	203.2

REPLACEABLE-BIT HAND DRIVERS



SKU NO.	Female Hex Size	Blade Length		Overall Length		Plastic Handle Part Number	UPC††
		in.	mm	in.	mm		
703500	1/4"	39/32	83.3	7 1/2	190.5	1500-P	21335

1/4" HEX INSERT



1/4" HEX INSERT



Overall Length 1" (25.4 mm)

SKU NO.	Hex Size	Overall Length		Cap Screw Size	Set Screw Size	Part Number
		in.	mm			
741435	5/64	1	25.4	2 & 3	8	185-0
741438	3/32	1	25.4	4-5	10	185-1
741441	1/8	1	25.4	8	1/4	185-2
741444	5/32	1 1/16	33.3	10	5/16	185-3
741447	3/16	1 1/16	33.3	1/4	3/8	185-4
741450	7/32	1 1/16	33.3	—	7/16	185-5
741453	1/4	1 1/16	33.3	5/16	1/2-9/16	185-6

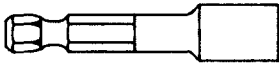
BITS

SKU NO.	Screw Size	Nominal Size		Part Number
		in.	mm	
741348	3 & 4	1/16	1.6	950-0
741351	5-6-7	3/32	2.4	950-1
741354	8-9-10	1/8	3.2	950-2
741357	12-14 1/4	9/64	3.6	950-3

3

BIT HOLDERS

1/4" HEX DRIVE FOR 1/4" HEX INSERTS



	Overall Length		Part Number
	in.	mm	
741360	2 1/8	54.0	490

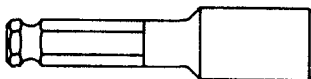
MAGNETIC



741363	2 3/32	75.4	M-490
741366	4	101.6	M-490-4
741369	6	152.4	M-490-6
741387	8	203.2	M-490-8
741384	10	254.0	M-490-10

5/16" HEX DRIVE

FOR 1/4" HEX INSERTS



741482	2 1/2	63.5	638
--------	-------	------	-----

7/16" HEX DRIVE FOR 1/4" HEX INSERTS

MAGNETIC



741372	3 1/16	77.8	M-488
--------	--------	------	-------

1/4" FEMALE SQUARE DRIVE

FOR 1/4" HEX INSERTS



	Overall Length		Part Number
	in.	mm	
741458	1	25.4	825

9/32" 130-A YANKEE TYPE

FOR 1/4" HEX INSERTS MAGNETIC



	Overall Length		Part Number
	in.	mm	
741375	3 3/8	85.7	M-450

5/16" 131-A YANKEE TYPE

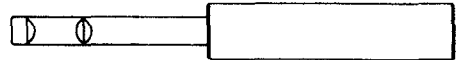
FOR 1/4" HEX INSERTS MAGNETIC



741378	3 3/8	85.7	M-460
--------	-------	------	-------

7/32" 135-A YANKEE TYPE

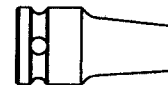
FOR 1/4" HEX INSERTS MAGNETIC



741381	3 3/8	85.7	M-470
--------	-------	------	-------

3/8" FEMALE SQUARE DRIVE

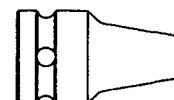
FOR 1/4" HEX INSERTS



741455	1 1/2	38.1	838
--------	-------	------	-----

1/2" FEMALE SQUARE DRIVE

FOR 1/4" HEX INSERTS



741457	1 3/4	44.5	858
--------	-------	------	-----

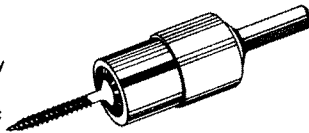
Power Screwdriver Accessories

CAT. NO.

4519

THE DIMPLER® A unique accessory that converts any electric drill into a powerful "screwgun". Automatic clutch release enables precise countersinking of screws in drywall, particle board and plywood. Features replaceable #2 drywall bit. Can also be used to countersink deck screws when building decks. Maximum RPM 2500.



SKU NO. 740761



4520

SURE-GRIP MAGNET-DIMPLER® ACCESSORY
For use with the Dimpler® automatic screw driving tool listed above. Holds and guides screws to speed up work and increase accuracy. Maximum RPM 2500.

SKU NO. 740763



784810-A

SKU NO. 745085



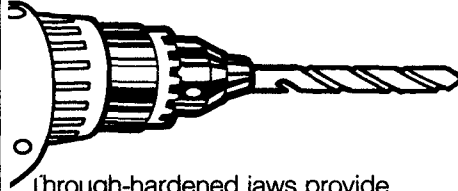
3

Our catalog does not contain everything in our inventory. If there are products you do not find that are related to those in this catalog call 437-1288 so that we may assist you.



Light Duty Industrial (LDI) Chucks

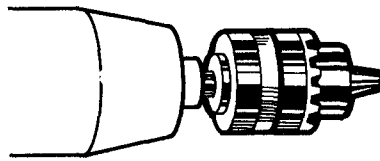
Industrial quality drill chuck for precision performance on either portable power or light-duty stationary equipment.



Through-hardened jaws provide hard, durable gripping surfaces. One-piece sleeve eliminates crack between driving teeth often found in other designs.

Industrial quality.

SKU NO.	MFG. NO.	CAPACITY	SIZE
744306	030246	3/8"	3/8-24

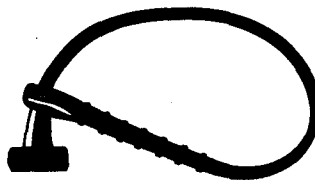


Adapt-A-Drive™ Chuck

Can easily convert any cordless screwdriver into a multi-purpose mini-drill. Has an integral shank design locks the screwdriver bit into the socket.

SKU NO.	MFG. NO.	CAPACITY
744312	030248	1/4"

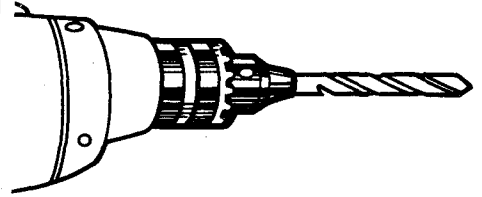
KEY LEASH



SKU NO.	MFG. NO.	FOR	CHUCK
744324	030252	"A"	1/4" & 3/8"
744327	030259	"B"	1/2"

Multi-Craft® Chucks

The world's most popular drill chuck for portable power tools.

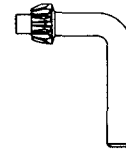


Through-hardened jaws for hard, wear resistant gripping surfaces.

SKU NO.	MFG. NO.	CAPACITY	SIZE
744309	030247	3/8"	3/8-24
744333	030598	1/2"	3/8-24
744336	030602	1/2"	3/8-20
744300	030243	1/4"	3/8-24

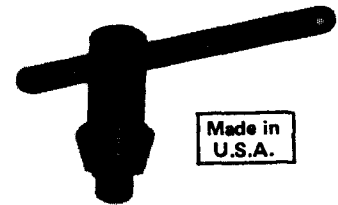
Chuck Keys and Accessories

Comprehensive selection of Jacobs® precision crafted keys meet any need.



SKU NO.	MFG. NO.	FOR	CHUCK
744315	030249	"KGI"	1/4" & 3/8"
744318	030250	"KK"	3/8" & 1/2"
744321	030251	"K32"	1/2"

CHUCK KEYS



Made in U.S.A.

SKU NO.	MFG. NO.	DESCRIPTION
744001	1551K	Key for 1/4" Chucks. 5/32" Pilot.
744004	1552K	Key for 1/4" & 3/8" Chucks. 1/4" Pilot.
744007	1553K	Key for 3/8" Chucks. 15/64" Pilot.
744010	1554K	Key for 3/8" & 1/2" Chucks. 9/32" Pilot.
744013	1555K	Key for 3/8" Chucks. 1/4" Pilot.
744016	1556K	Key for 3/8" Chucks. 7/32" Pilot.
744019	1557K	Key for 1/2" Chucks. 1/4" Pilot.
744022	1558K	Key for 1/2" Chucks. 5/16" Pilot.
744025	1559K	Key for 1/4" Chucks. 13/64" Pilot.

New Keyless Chuck

Gives higher gripping power with improving performance and accuracy. Non-rusting. Engineered plastic body, eliminates foreign particles in jaws.

SKU	MFG.	CAPACITY
744330	030354	3/8"



Made in U.S.A.

No. 1570 Chuck Key Holder
 For attaching key to electric drill cord.

SKU NO. 744028