


# Construction Materials

<b>Categories</b>	<b>Pages</b>
BULK SAND, GRAVEL & STONE	47
CEILING TILE HARDWARE & PANELS	19-23
CEMENTS & PLASTERS	48-57
CHEMICAL ADDITIVES FOR CEMENTS	56
CONCRETE FORMING ACCESSORIES	58
CONCRETE SHAPES & GLASS BLOCKS	61
CONSTRUCTION LUMBER	4-7
COVE BASE, RUBBER & VINYL	41
DOORS & FRAMES	24-29
DRYWALL	11
DRYWALL TAPING COMPOUNDS	15-16
EXTERIOR PANELS & HOUSE WRAP	42
FIREPLACE CONSTRUCTION ACCESSORIES	62-63
INSULATION	43
INTERIOR WALL COVERINGS	17
LAMINATES	18
MASONRY ACCESSORIES	60
MASONRY SEALERS	59
PAVING & RETAINING WALL STONES	64-67
PLYWOOD & ENGINEERED SHEET GOODS	8-10
READY MIX CEMENTS & MORTARS	53-57
ROOF CEMENTS & COATINGS	44-45
SALTS & ICE MELTING CHEMICALS	46
STEEL STUDS & ACCESSORIES	12-14
TRIM & SPECIALITY MATERIALS	30-40
WINDOW WELLS	68

# DIMENSIONAL LUMBER

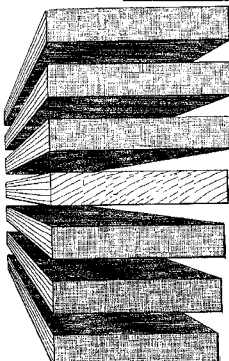
## #2 CONSTRUCTION - SPF (Spruce-Pine-Fir)

STANDARD—Recommended & widely used for general framing purposes. Pieces are of good appearance but graded primarily for strength and serviceability.



SIZE OF LUMBER	6'	7'	8'	10'	12'	14'	16'	18'	20'
1 x 2			10208	10210	10212	10214	10216		
1 x 3			10308	10310	10312	10314	10316		
1 x 4	10406		10408	10410	10412	10414	10416		
1 x 6	10606		10608	10610	10612	10614	10616		
1 x 8	10806		10808	10810	10812	10814	10816		
1 x 10	11006		11008	11010	11012	11014	11016		
1 x 12	11206		11208	11210	11212	11214	11216		
2 x 2			20208	20210	20212	20214	20216		
2 x 3			20308						
2 x 4		20407	20408C	20410	20412	20414	20416		20420
2 x 6			20608	20610	20612	20614	20616		20620
2 x 8			20808	20810	20812	20814	20816		20820
2 x 10			21008	21010	21012	21014	21016		21020
2 x 12			21208	21210	21212	21214	21216		21220
4 x 4			40408	40410	40412	40414	40416		40420
4 x 6			40608	40610	40612	40614	40616	40618	40620
6 x 6			60608	60610	60612	60614	60616	60618	60620

## FIRE TREATED DIMENSIONAL LUMBER




SIZE OF LUMBER	8'	10'	12'	14'	16'
1 x 4			10412FT		10416FT
1 x 6					10616FT
2 x 4	20408FT	20410FT	20412FT		
2 x 6	20608FT	20610FT	20612FT	20614FT	
2 x 8	20808FT	20810FT			
2 x 10		21010FT	21012FT		
2 x 12			21212FT		

FIRE TREATED  
 PLYWOOD  
 See page 8

## CRATING LUMBER

SIZE OF LUMBER	TYPE OF WOOD	6'	8'	10'	12'	14'	16'
1 x 2	PINE			10210CR			
1 x 3	PINE		10308CR				
1 x 4	PINE		10408CR	10410CR	10412CR	10414CR	10416CR
1 x 4	OAK		10408CROAK	10410CROAK	10412CROAK		
1 x 6	PINE		10608CR	10610CR	10612CR		
1 x 8	PINE		10808CR	10810CR	10812CR		
1 x 10	PINE		11008CR	11010CR	11012CR		
1 x 12	PINE		11208CR	11210CR	11212CR		
2 x 4	PINE		20408E	20410CR	20412CR		
2 x 4	OAK			20410CROAK			
2 x 6	PINE			20610CR	20612CR		
2 x 6	OAK				20612CROAK		
3 x 4	OAK		30408CROAK	30410CROAK			
4 x 4	PINE		40408CR	40410CR	40412CR	40414CR	
4 x 4	OAK		40408CROAK				

## SPECIALTY CONSTRUCTION 2 X 4's



SIZE OF LUMBER	PREMIUM GRADE	PRECUT STUD
2 x 4	2 x 4 - 8'	2 x 4 - 92 <sup>5</sup> / <sub>8</sub> "
SKU	20408P	20408PC

FOR CCA. / TREATED PLYWOOD  
 AND CEDAR PLYWOOD  
 SEE PAGE 8

## DECK LUMBER

### 5/4" x ROUND EDGE DECKING LUMBER

TYPE	8'	10'	12'	14'	16'	18'	20'
TREATED CCA - 40	540608 RET	540610 RET	540612 RET	540614 RET	540616 RET		
CEDAR		540610 REC	540612 REC	540614 REC	540616 REC	540618 REC	540620 REC

### TREATED LUMBER - CCA.40

SIZE OF LUMBER	8'	10'	12'	14'	16'	18'	20'
1 x 4 #2			10412T				
1 x 6 #2	10608T		10612T				
1 x 8 #2			10812T				
2 x 2 #2	20208T						
2 x 4 #1	20408T	20410T	20412T	20414T	20416T		
2 x 6	20608T	20610T	20612T	20614T	20616T		20620T
2 x 8	20808T	20810T	20812T	20814T	20816T		
2 x 10	21008T	21010T	21012T	21014T	21016T		
2 x 12	21208T	21210T	21212T		21216T		
4 x 4	40408T	40410T	40412T		40416T		
4 x 6	40608T						
6 x 6	60608T	60610T			60616T		

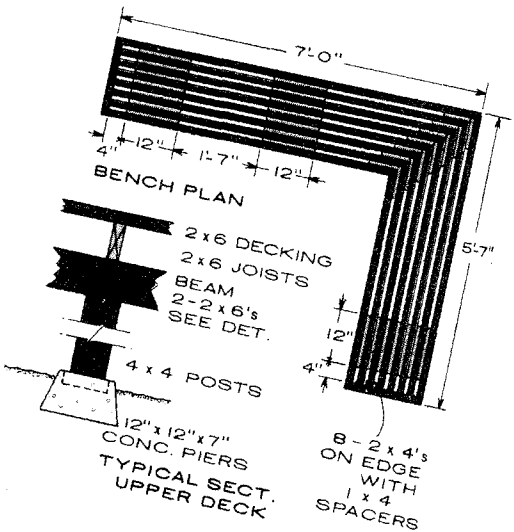
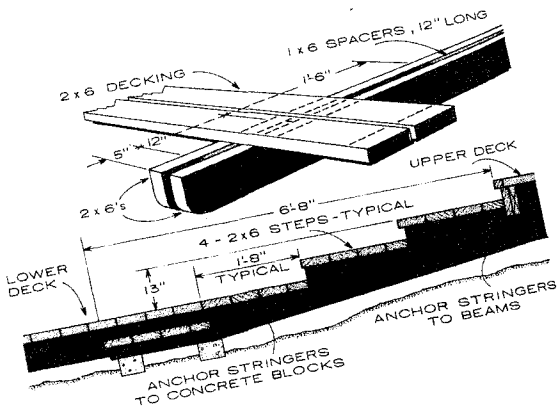
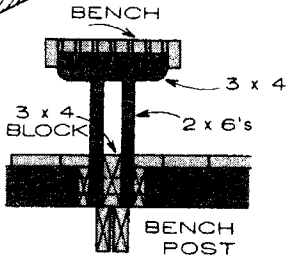
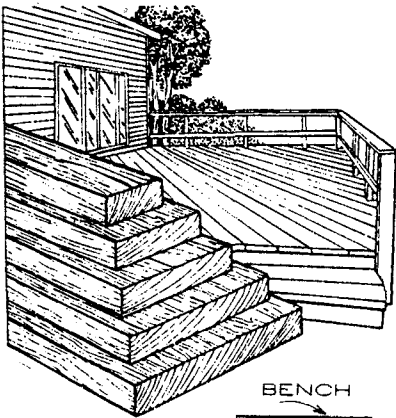
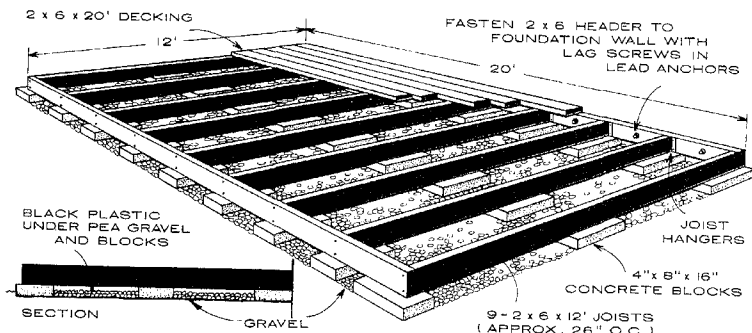
### Western Red Cedar ROUGH SAWN CEDAR

SIZE OF LUMBER	8'	10'	12'	14'	16'
1 x 4	10408RSC	10410RSC	10412RSC	10414RSC	10416RSC
1 x 6	10608RSC	10610RSC	10612RSC	10614RSC	10616RSC
1 x 8 *	10808RSC	10810RSC	10812RSC	10814RSC	10816RSC
1 x 10	11008RSC	11010RSC	11012RSC	11014RSC	11016RSC
1 x 12	11208RSC	11210RSC	11212RSC	11214RSC	11216RSC
2 x 4	20408RSC	20410RSC	20412RSC	20414RSC	20416RSC
2 x 6	20608RSC	20610RSC	20612RSC	20614RSC	20616RSC
2 x 10					21016RSC
SIZE		8'	10'	12'	16'
4 x 4		40408RSC	40410RSC	40412RSC	40416RSC

\* 1X ARE 7/8" S1S2E (Smooth One Side, Rough One Side)

### SMOOTH 4 SIDES CEDAR

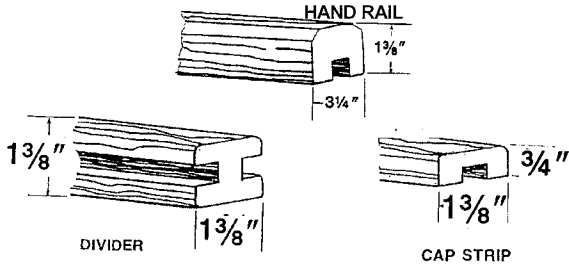
SIZE OF LUMBER	8'	10'	12'	14'	16'
2 x 2	20208S4SC				
2 x 4	20408S4SC	20410S4SC	20412S4SC	20414S4SC	20416S4SC
2 x 6	20608S4SC	20610S4SC	20612S4SC	20614S4SC	20616S4SC
4 x 4	40408S4SC	40410S4SC	40412S4SC		40416S4SC




# MATCHING MOULDINGS

TREATED ACCESSORIES — CCA

SKU NO.	DESCRIPTION
103255	Handrail 8'
100208CT	Lattice Cap 8'
100404T	Post Finial (W3¼" x H4½")
100208DT	Lattice Divider 8'



## PRIVACY LATTICE



100208T	Privacy Lattice 2' x 8'
100408T	Privacy Lattice 4' x 8'



## PINE WOOD LATH

PINE WOOD LATH IS BUNDLED 50 PIECES OF 1" X 48" ROUGH CUT PINE SUITABLE FOR DIRECT APPLICATION OF SCRATCH COAT PLASTER

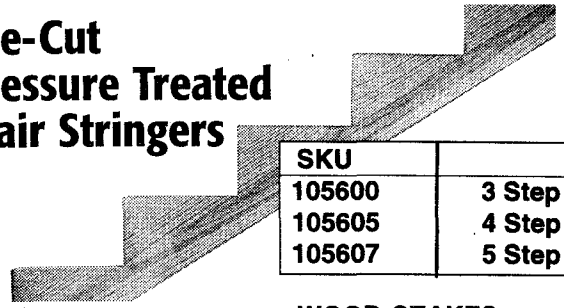
SKU NO  
10200



## 2 x 2 Angled End Balluster

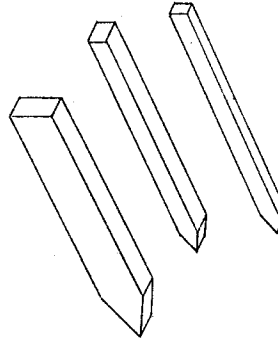
SKU	TYPE WOOD
105610	Treated Southern Yellow Pine
107500	Cedar

## Pre-Cut Pressure Treated Stair Stringers




SKU	
105600	3 Step
105605	4 Step
105607	5 Step

## WOOD STAKES



SKU NO.	SIZE	PC/BUND
10218WS	1"x2"-18"	48
10224WS	1"x2"-24"	48
10236WS	1"x2"-36"	48
10248WS	1"x2"-48"	48
20218WS	2"x2"-18"	48
20224WS	2"x2"-24"	48
20236WS	2"x2"-36"	48
20248WS	2"x2"-48"	48
20418WS	2"x4"-18"	24
20424WS	2"x4"-24"	24
20436WS	2"x4"-36"	24
20448WS	2"x4"-48"	24




## FENCE STOCK

	SKU	LENGTH
CEDAR	10606RFSC	6'
TREATED	10608T	8'
TREATED	10612T	12'



## CEDAR SHIMS

SKU DESCRIPTION

103235	Wide Cedar Shims (12.5 sq. ft.)
103240	16" Narrow Cedar Shims
103242	8" Narrow Custom Pack



## RELAY RAILROAD TIE




TYPE OF LUMBER	SIZE OF LUMBER	SKU
Rail Road Tie (G45)	6" x 8" — 8' 6"	60808 RR

**PINE - CLEAR APPEARANCE**

SIZE OF LUMBER	8'	10'	12'	14'	16'
1 x 2	10208CWP	10210CWP	10212CWP	10214CWP	10216CWP
1 x 3	10308CWP	10310CWP	10312CWP	10314CWP	10316CWP
1 x 4	10408CWP	10410CWP	10412CWP	10414CWP	10416CWP
1 x 6	10608CWP	10610CWP	10612CWP	10614CWP	10616CWP
1 x 8	10808CWP	10810CWP	10812CWP	10814CWP	10816CWP
1 x 10	11008CWP	11010CWP	11012CWP	11014CWP	11016CWP
1 x 12	11208CWP	11210CWP	11212CWP	11214CWP	11216CWP

**OAK - CLEAR APPEARANCE**

SIZE OF LUMBER	3'	4'	5'	6'
1 x 2	10203OAK	10204OAK	10205OAK	10206OAK
1 x 3	10303OAK	10304OAK	10305OAK	10306OAK
1 x 4	10403OAK	10404OAK	10405OAK	10406OAK
1 x 6	10603OAK	10604OAK	10605OAK	10606OAK
1 x 8	10803OAK	10804OAK	10805OAK	10806OAK
1 x 12	11203OAK	11204OAK	11205OAK	11206OAK

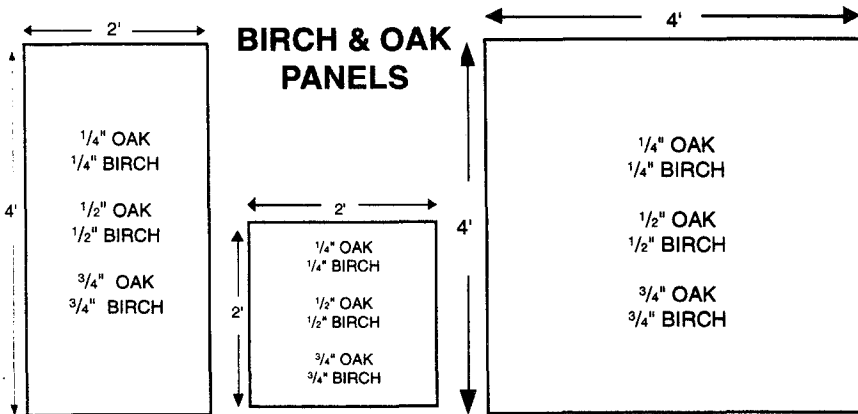


**POPLAR - CLEAR APPEARANCE**


SIZE OF LUMBER	6'	7'	8'	9'	10'	11'
1 x 4	10406POP	10407POP	10408POP	10409POP	10410POP	10411POP
1 x 6			10608POP	10609POP	10610POP	10611POP
1 x 10	11006POP	11007POP	11008POP	11009POP	11010POP	11011POP
1 x 12	11206POP	11207POP	11208POP	11209POP	11210POP	11211POP

	12'	13'	14'	15'	16'
1 x 4	10412POP	10413POP	10414POP	10415POP	10416POP
1 x 6	10612POP	10613POP	10614POP	10615POP	10616POP
1 x 10	11012POP	11013POP	11014POP	11015POP	11016POP
1 x 12	11212POP	11213POP	11214POP	11215POP	11216POP



**FG FIR PORCH FLOORING**  
 Tongue & Groove

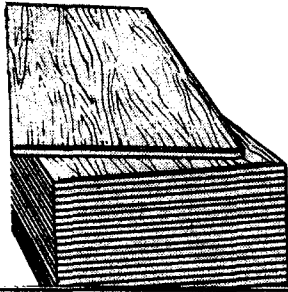


SKU	SIZE
103265-16	1" x 4" x 16'

**PINE STEPPING LUMBER**

SKU	SIZE
21206STEP	2" x 12" x 6'
21208STEP	2" x 12" x 6'

SKU NO.	TYPE	SIZE
12BIR202	1/2" BIRCH	2' x 2'
12BIR204	1/2" BIRCH	2' x 4'
12BIR404	1/2" BIRCH	4' x 4'
12OAK202	1/2" OAK	2' x 2'
12OAK204	1/2" OAK	2' x 4'
12OAK404	1/2" OAK	4' x 4'
14BIR202	1/4" BIRCH	2' x 2'
14BIR204	1/4" BIRCH	2' x 4'
14BIR404	1/4" BIRCH	4' x 4'
14OAK202	1/4" OAK	2' x 2'
14OAK204	1/4" OAK	2' x 4'
14OAK404	1/4" OAK	4' x 4'
34BIR202	3/4" BIRCH	2' x 2'
34BIR204	3/4" BIRCH	2' x 4'
34BIR404	3/4" BIRCH	4' x 4'
34OAK202	3/4" OAK	2' x 2'
34OAK204	3/4" OAK	2' x 4'
34OAK404	3/4" OAK	4' x 4'



# PLYWOOD

Custom cutting is available for all plywood. Only A-C plywood is sold in less than full sheet quantities.

TYPE	DESCRIPTION	SHEET	1/4"	5/16"	3/8"	7/16"	1/2"	5/8"	3/4"	1"
A-B	For use where appearance of one side is less important but where two solid surfaces are necessary. TYPES: Interior, exterior.	4' x 8'					12AB		34AB	
A-C	For use when appearance of only one side is important in exterior applications, such as soffits, fences, structural uses, boxcar and truck linings, farm buildings, tanks, trays, commercial refrigerators, etc. TYPE: Exterior.	4' x 8'	14AC		38AC		12AC	58AC	34AC	1AC
A-C	For use when appearance of only one side is important in exterior applications, such as soffits, fences, structural uses, boxcar and truck linings, farm buildings, tanks, trays, commercial refrigerators, etc. TYPE: Exterior.	4' x 10'					12AC10		34AC10	
CDX	Specially designed for subflooring and wall and roof sheathing. Also good for broad range of other construction and industrial applications.	4' x 8'			38CDX		12CDX	58CDX	34CDX	
Crating Plywood	Suitable for non-load bearing applications: crating, shelving & non-bearing dividers.	4' x 8'		516 PLY			12 PLY	34 PLY		
Oriented Strand Board	"OSB" Crating Grade	4' x 8'	14OSBCR							
Plywood-MDO	Smooth, opaque, resin-fiber overlaid on both faces of exterior plywood. (Medium Density Overlay)						12MDO		34MDO	
Sturd-I-Floor Square Edge	Specially designed as combination subfloor-underlayment. Provides smooth surface for application of resilient floor coverings and possesses high concentrated and impact load resistance.	4' x 8'					12SEU	58SEU	34SEU	
Sturd-I-Floor Tongue & Groove	Specially designed as combination subfloor-underlayment. Provides smooth surface for application of resilient floor coverings and possesses high concentrated and impact load resistance.	4' x 8'						58TGU	34TGU	
Treated	CCA-40 Mildew Resistant	4' x 8'					12CDXT		34CDXT	
Fire Treated	Fire Retardant Treated Plywood—All plywood shall be pressure-treated in accordance with American Wood Preservers Association Standard AWPA C27, and each piece shall bear an Underwriters Laboratories, Inc. label.	4' x 8'			38FT CDX		12FT CDX	58FT CDX	34FT CDX	34FT BC
Marine	Ideal for boats hulls. Made only with Douglas fir or western larch. Special solid jointed core construction. Subject to special limitations on core gaps and face repairs. TYPE: Exterior.	4' x 8'					12MAR		34MAR	
Birch A-2	A stable and cost-effective alternative to solid wood, hardwood plywood is well suited for natural finish treatments which enhance the natural beauty of the wood grain.	4' x 8'	14BIR				12BIR		34BIR	
Oak A-2	A stable and cost-effective alternative to solid wood, hardwood plywood is well suited for natural finish treatments which enhance the natural beauty of the wood grain.	4' x 8'	14OAK				12OAK		34OAK	




TYPE	DESCRIPTION	SHEET	1/4"	5/16"	3/8"	7/16"	1/2"	5/8"	3/4"	1"
Concrete Forming Panel	MultiPooor is a plywood panel with a fiber and phenolic resin overlay on one face. The overlay is permanently bonded to the plywood panel under heat and pressure so that the thermo-setting resin and the wood surface combine into an integral unit that cannot separate under proper conditions of use. The combination of special fiber sheet and resin form a fiber-plastic matrix with a controlled water permeability specifically designed to obtain uniformity of concrete surface hardness, density and color.	4' x 8'							34BB OES	
Luan Underlayment	Specially designed as combination subfloor-underlayment. Provides smooth surface for application of resilient floor coverings and possesses high concentrated and impact load resistance.	4' x 8'	14LUA							
Bending Luan	<p>3/8" 96" x 48" bends to obtain a <u>four</u> foot high cylinder !                  3/8" 48" x 96" bends to obtain a <u>eight</u> foot high cylinder !</p>	4' x 8'							38BLUA	
CEDAR PLYWOOD		4' x 8'								38CEDAR

## FRP Fiberglass Reinforced Plastic Panels

USDA and MID accepted panels install as easily as common wall board on solid masonry walls or on either wood or metal studs. Glass fiber laminate panels will not rust, rot, corrode, stain, dent, peel or splinter. The resin-rich textured surface will not support mold, mildew or other bacterial growth; cannot be permeated by cooking fumes or grease; and cleans easily with common household detergents or commercial sanitation systems.

Standard Structoglas panels are available in white, gray.  
 Other colors are available on request.



### FRP PANEL ADHESIVE

SKU	SIZE
100971	4 Gallon

F.R.P. TRIM - 8'  
 F.R.P. TRIM - 10'

## FRP PANELS

FRP PANELS	SKU
4' X 8' ..... WHITE .....	48FRPW
4' X 8' ..... GREY .....	48FRPG
4' X 9' ..... WHITE .....	49FRPW
4' X 10' ..... WHITE .....	410FRPW

### Color Matched Non-Staining Molding



FRP TRIM	SKU
OUTSIDE CORNER - WHITE .....	FRPOCW
INSIDE CORNER - WHITE .....	FRPICW
DIVIDER - WHITE .....	FRPDIW
CAP - WHITE .....	FRPCAW
OUTSIDE CORNER - GREY .....	FRPOCG
INSIDE CORNER - GREY .....	FRPICG
DIVIDER - GREY .....	FRPDIG
CAP - GREY .....	FRPCAG

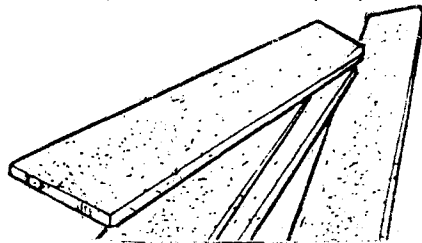
OUTSIDE CORNER - WHITE .....	FRPOCW10
INSIDE CORNER - WHITE .....	FRPICW10
DIVIDER - WHITE .....	FRPDIW10
CAP - WHITE .....	FRPCAW10

WHITE .....	100957
WHITE (50 PK) .....	100963
GREY .....	100962

"NEW"

## POLYWALL.....103781 PEWTER WHITE

FEATURES: All Plastic - FIBERGLASS-FREE - Waterproof - Easy to Clean - Insect proof - Resists mold, mildew, chemicals & stains.  
 USES: Kitchens - Bathrooms - Basements - High moisture areas - Food handling areas - Commercial - Industrial - Institutional  
 Agricultural - Marine.



All engineered sheet goods may be custom cut to sizes required.

### ENGINEERED BOARD SHEET GOODS

TYPE	DESCRIPTION	SHEET	1/8"	1/4"	3/8"	7/16"	1/2"	5/8"	3/4"	1"
Particle Board	Reground Ponderosa pine particles GWE to a 45# density	49" x 97"					12PAR	58PAR	34PAR	1PAR
Flake Shelf	Bull nosed shelving made from particle board.	12" x 96"							3408 PARS	
Standard Hardboard	A hardboard with a smooth, glasslike surface free from grain, easily cut and worked with ordinary woodworking tools. Strong and highly resistant to wear. Smooth one side.	4' x 8'	18SH	14SH						
Treated Hardboard	Impregnated with siccative material, stabilized by heat or processed with special additives, to impart substantially improved properties of stiffness, strength, hardness and resistance to water and abrasion.	4' x 8'	18TH	14TH						
Duolux Hardboard	Darker tan, denser and harder surfaced, premium quality hardboard tempered for maximum strength, moisture and abrasion resistance. Smooth two sides.	4' x 8'	18DH	14DH						
Slat Wall	This material of MDF @ 2950lbs/M/sq.ft. is used as display board. 3/4" thickness Spacing is 3" OC.	4' x 8'					Paint Grade White Melamine	107050 107055		
Standard Pegboard	A hardboard with a smooth, glasslike surface free from grain, easily cut and worked with ordinary woodworking tools. Strong and highly resistant to wear. Smooth one side.	4' x 8'		14SP						
Treated Pegboard	Impregnated with siccative material, stabilized by heat or processed with special additives, to impart substantially improved properties of stiffness, strength, hardness and resistance to water and abrasion. Smooth two sides.	4' x 8'		14TP						
Duolux Pegboard	Darker tan, denser and harder surfaced, premium quality hardboard tempered for maximum strength, moisture and abrasion resistance. Smooth two sides.	4' x 8'		14DP						
Paneling Pegboard	White	4' x 8'		14WP						
Bath Panel	White epoxy finish on hardboard.	4' x 8'	18MIR							
Homasote Board	Structure panel with sound deadening and insulating qualities suitable for flooring or sidewall construction. Exterior rated.	4' x 8'					12HOM			
Burlap Board	Natural color, seamless burlap fabric laminated to the face side and around long edges onto the back of the substrate. The tackable surface conceals pin or tack holes.	4' x 8'					12BUR			
Sound Deadener Board		4' x 8'					12SOU			
Medex		48" x 96"					12 MEDEX			
Melamine	White Natural Oak								34MELA 103673	
Insulation Board		4' x 8'					12CEL			
Medium Density Fiberboard	MDF	49" x 97"					12MDF		34MDF	
Oriented Strand Board	Exterior rated structural flake board suitable for construction and crating.	4' x 8'				716OSB	12OSB		34 TGOSB	
Nova Cork	Prefinished interior paneling laminated with 1/16" veneer of genuine virgin cork. Nova Cork is surfaced on both sides.	4' x 8'					4896 COR			